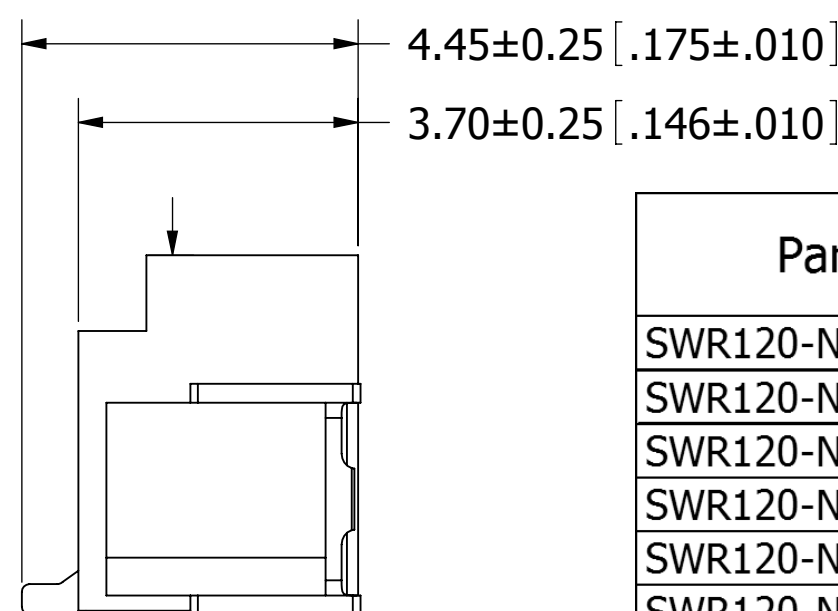
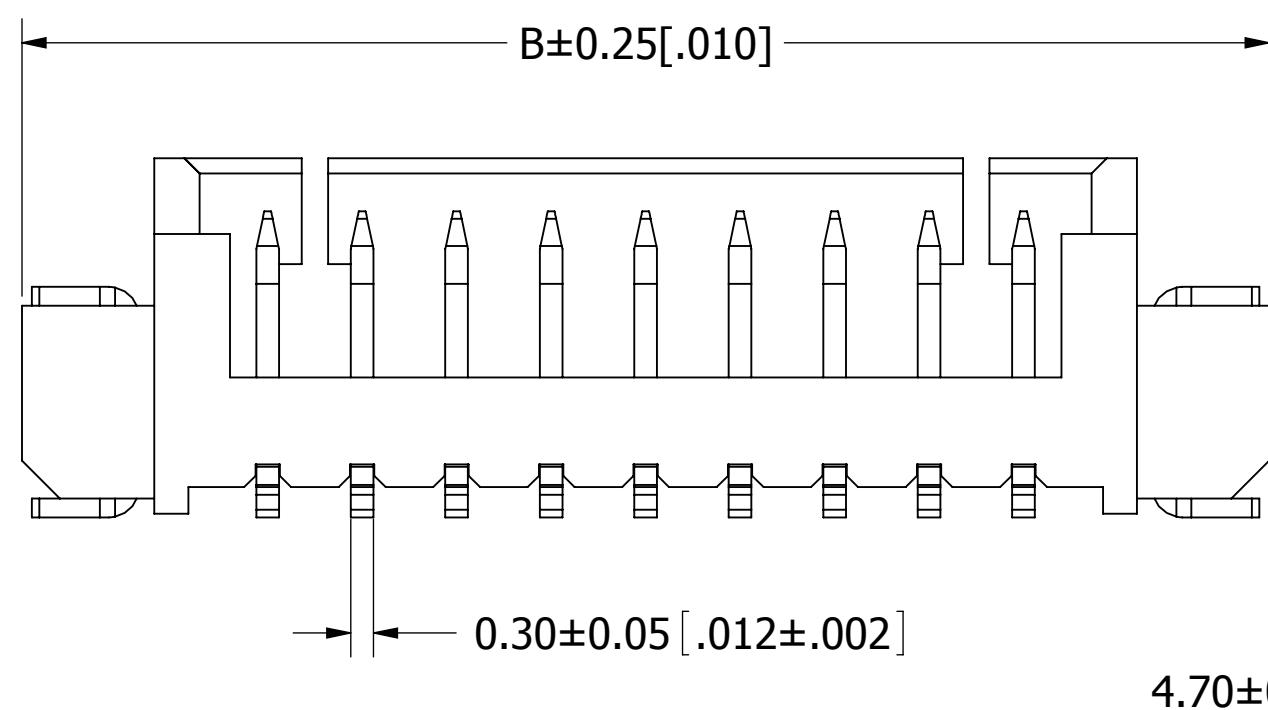
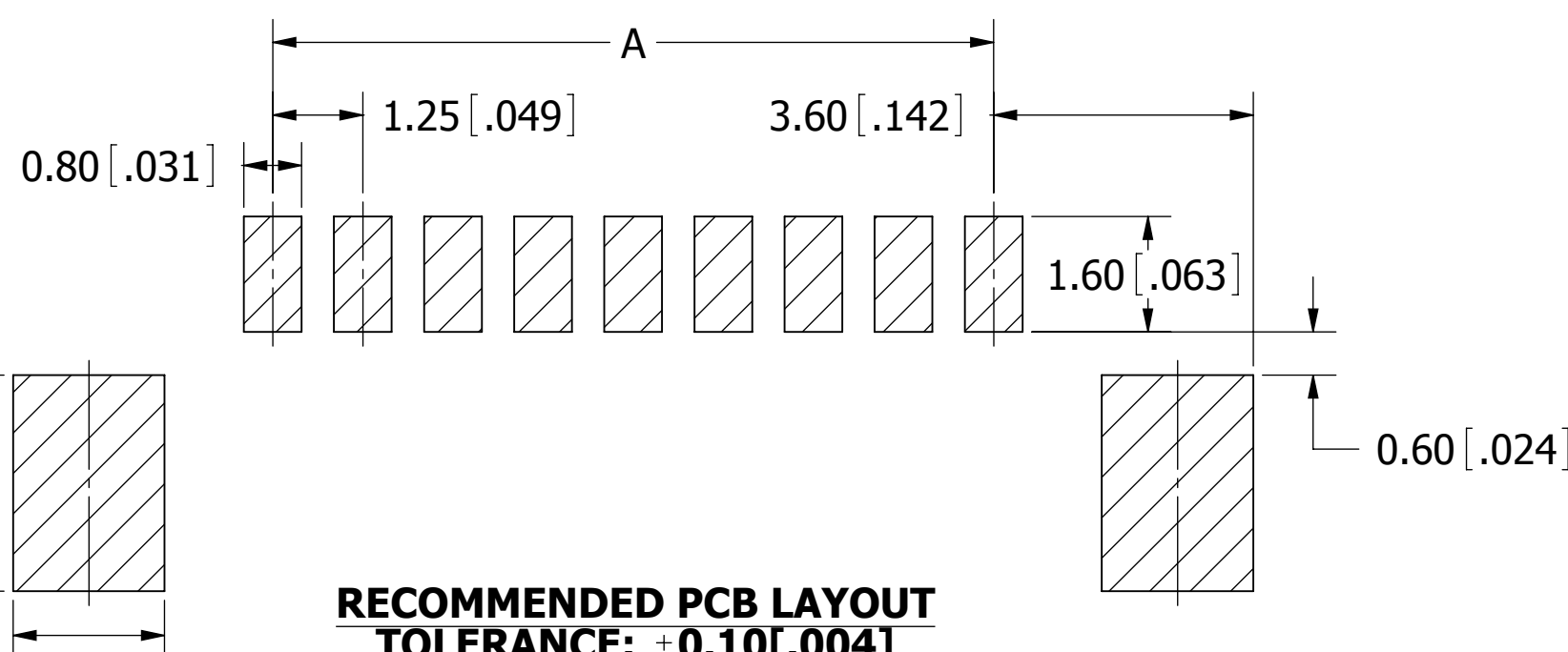
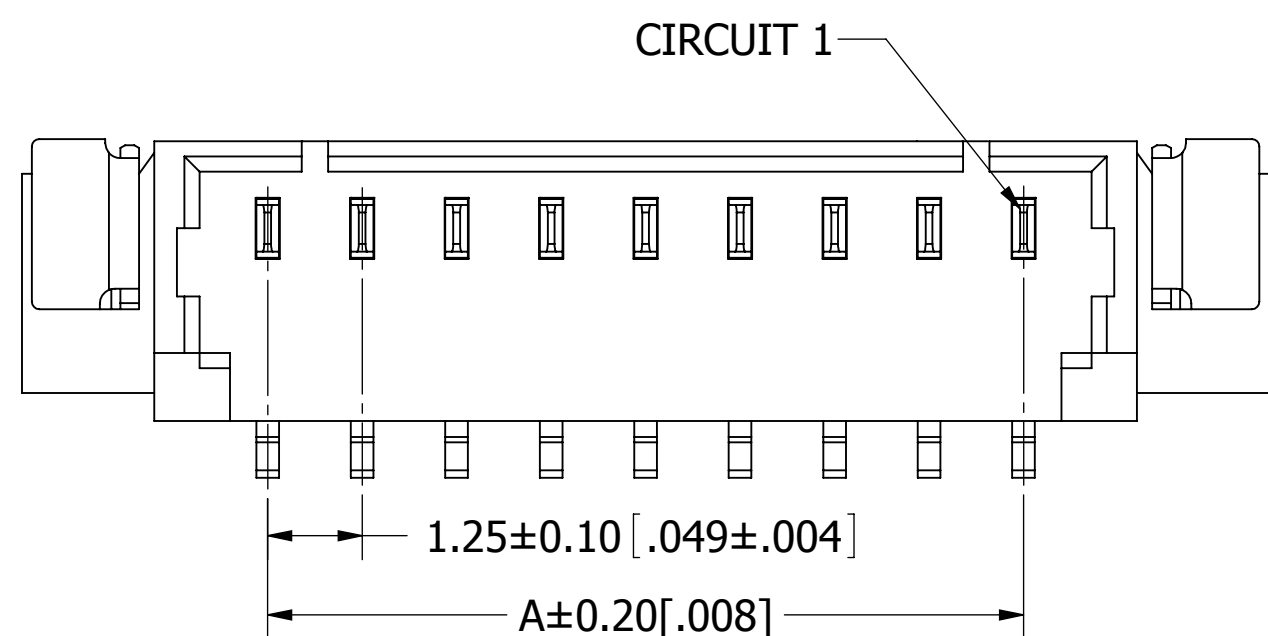
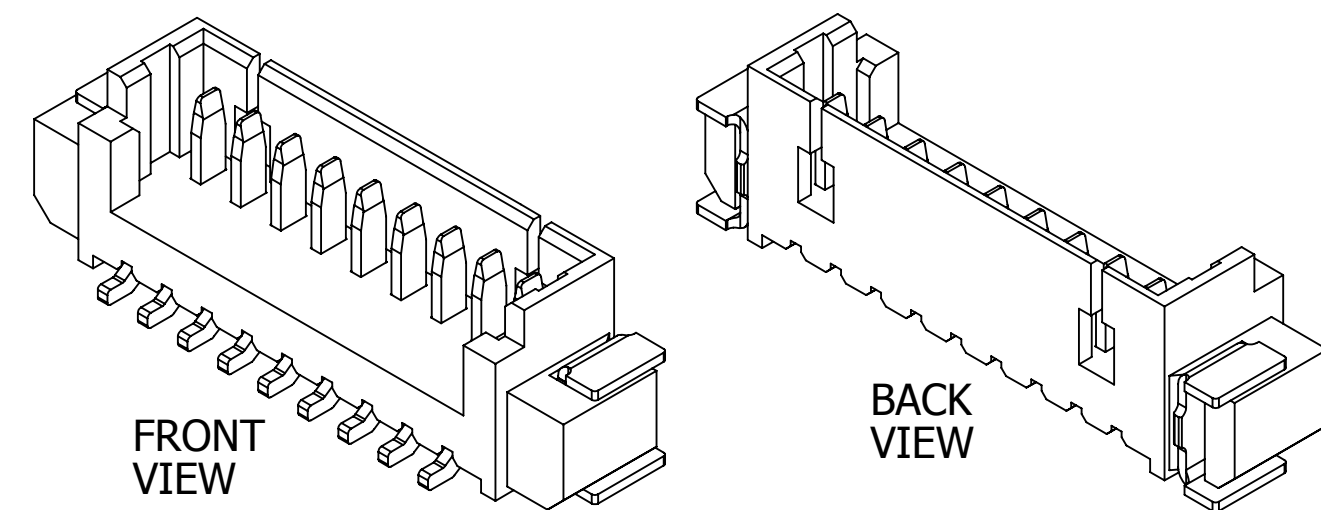


PART NUMBER CODING

SWR120-NPEG-S__-SM-BG

NUMBER OF POSITIONS
(CONTACTS PER ROW)


REVISIONS				
REV.	ECO. NO	DESCRIPTION	DATE	BY
A	2002	INITIAL RELEASE	7/17/2009	JH



Part Number	Positions/ Contacts	A		B	
		MM	INCH	MM	INCH
SWR120-NPEG-S02-SM-BG	02/02	1.25	0.049	7.75	0.305
SWR120-NPEG-S03-SM-BG	03/03	2.50	0.098	9.00	0.354
SWR120-NPEG-S04-SM-BG	04/04	3.75	0.148	10.25	0.404
SWR120-NPEG-S05-SM-BG	05/05	5.00	0.197	11.50	0.453
SWR120-NPEG-S06-SM-BG	06/06	6.25	0.246	12.75	0.502
SWR120-NPEG-S07-SM-BG	07/07	7.50	0.295	14.00	0.551
SWR120-NPEG-S08-SM-BG	08/08	8.75	0.344	15.25	0.600
SWR120-NPEG-S09-SM-BG	09/09	10.00	0.394	16.50	0.650
SWR120-NPEG-S10-SM-BG	10/10	11.25	0.443	17.75	0.699
SWR120-NPEG-S11-SM-BG	11/11	12.50	0.492	19.00	0.748
SWR120-NPEG-S12-SM-BG	12/12	13.75	0.541	20.25	0.797
SWR120-NPEG-S13-SM-BG	13/13	15.00	0.591	21.50	0.846
SWR120-NPEG-S14-SM-BG	14/14	16.25	0.640	22.75	0.896
SWR120-NPEG-S15-SM-BG	15/15	17.50	0.689	24.00	0.945

NOTES:

- INSULATOR MATERIAL: NYLON6T, UL94V-0, COLOR:BEIGE.
- CONTACT MATERIAL: PHOSPHOR BRONZE.
- CONTACT PLATING: TIN OVERALL.
- CURRENT RATING: 1 AMP.
- VOLTAGE RATING: 125V AC/DC.
- INSULATOR RESISTANCE: 100 MEGOHMS MIN.
- CONTACT RESISTANCE: 20 MILLIOHMS MAX.
- DIELECTRIC WITHSTANDING VOLTAGE: 500V AC.
- OPERATING TEMPERATURE: -25° C TO +85° C.
- MATES WITH SWH120 SERIES SINGLE ROW HOUSING.



RoHS COMPLIANT

UNLESS OTHERWISE SPECIFIED:
DIMENSIONS ARE IN MM [INCHES]
TOLERANCES:
ANGULAR: ± 5°
.X = ± .3 [.01]
.XX = ± .15 [.006]
.XXX = ± .050 [.0020]
SURFACE FINISH: 63 R_a
REMOVE ALL BURRS AND SHARP EDGES .010 MAX

INTERPRET DIMENSIONS AND GEOMETRIC TOLERANCING PER: ANSI Y14.5M-1994

DRAWN	DATE	NAME
JH	7/30/2009	JH

THE INFORMATION HEREIN CONTAINS PROPRIETARY INFORMATION OF SULLINS ELECTRONICS AND IS NOT TO BE REPRODUCED, USED OR DISCLOSED TO OTHERS FOR ANY PURPOSE EXCEPT AS SPECIFICALLY AUTHORIZED IN WRITING BY AN OFFICER OF SULLINS ELECTRONICS.

SULLINS CONNECTOR SOLUTIONS	
DESCRIPTION WAFER, 1.25mm CC, 1 ROW, SM	
PART NUMBER SWR120-NPEG-S__-SM-BG	
SIZE C	DWG. NO. 11294
SCALE: 10:1	
REV A	
SHEET 1 OF 1	