

### Features

- Small Size
- Low Ripple
- Low Loss

### Description

Surface mount, Silver (Ag) coated barium ceramic filter. Developed for use in W-CDMA Infrastructure Applications.

Weight: 0.7 grams typical

Material: Filter is composed of a ceramic block plated with Ag.

Filter complies with RoHS standards.



### Electrical Specifications

Parameter	Frequency (MHz)	Typical @ 25°C	Specification @ 25°C	Spec. over -40°C to +85°C
Passband Insertion Loss	1920 - 1980	1.0 dB	1.6 dB max	1.8 dB max
Passband Return Loss @ input	1920 - 1980	17.0 dB	10 dB min	10 dB min
Passband Ripple	1920 - 1980	.20 dB	0.7 dB max	0.8 dB max
Attenuation:	1830	42.0 dB	30 dB min	30 dB min
	1840	38.0 dB	24 dB min	24 dB min
	2060	27.0 dB	24 dB min	24 dB min
Power into any port		1 Watt max		

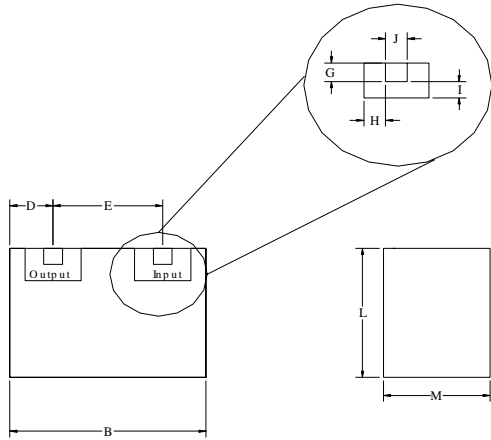
Note: Supplier shall test each filter to the critical electrical specifications of the above table. Any subsequent audits may deviate from in value due to measurement repeatability among different test systems. Such deviations shall not exceed the following limits:

Specification Allowance	
Insertion Loss	0.1 dB
Return Loss	1.0 dB
Stopbands	1.0 dB

\*This product is covered by one or more of the following U.S. and foreign patents including: US 4,692,726;US 4,742,562; US 4,800,348;US 4,829,274;US 5,146,193;EP 0573597;DE 0573597;FR 0573597;JP 508149/92;KR 142171;US 5,162,760;US 5,218,329;US 5,250,916;US 5,327,109;US 5,488,335;CA 2114029;FR 9306297;GB 2273393;JP 3205337;KR 115113;CN 93106228.4;US 5,512,866;EP 0706719;DE 0706719;FR 0706719;GB 0706719;CN 95190359.4;US 5,602,518;US 5,721,520;US 5,745,018;EP 0910875;DE 0910875;DK 0910875;FR 0910875;GB 0910875;IE 0910875;JP 505182/98;KR 10-323013;US 5,994,978;US 6,462,629;CN 00810420.4;US 6,559,735;US 6,650,202;US 6,834,429. Other US and foreign patents pending.

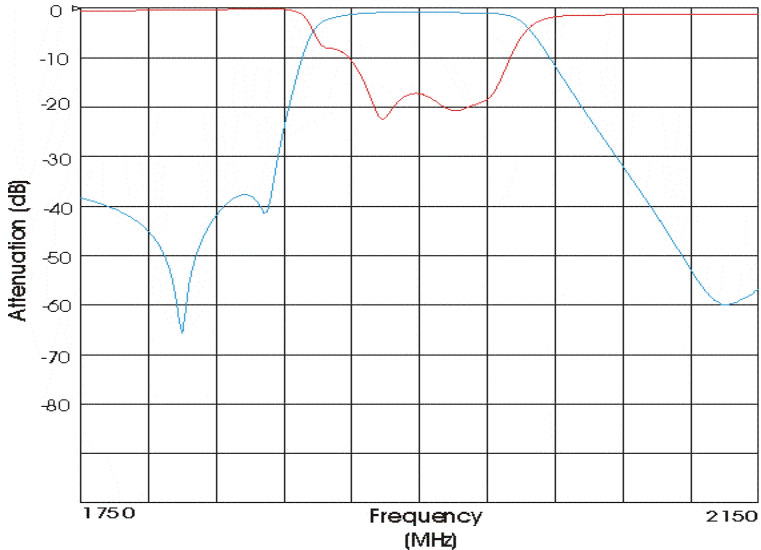
©CTS Corporation 2006 reserves all copyrights in the layout, design and configuration of the patterns on this product.\*

### Mechanical Drawing

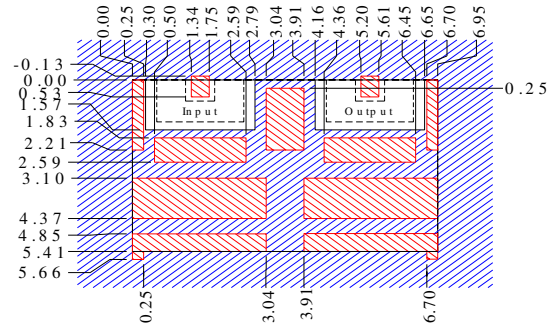


Dim	Nominal (mm)	Tolerance (mm) +/- or max
A		
B	7.05	max
C		
D	1.55	0.25
E	3.86	0.13
F		
G	0.66	0.13
H	0.66	0.13
I	0.66	0.13
J	0.66	0.13
K		
L	5.61	max
M	3.93	max

### Electrical response



### PCB Layout

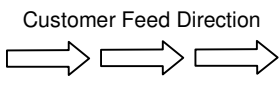
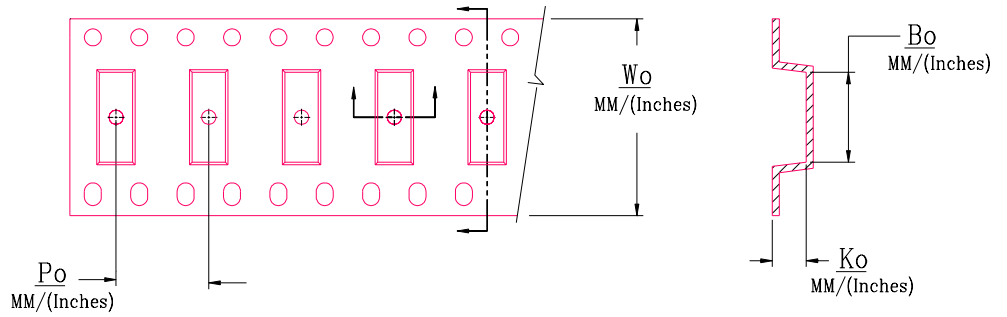


Dimensions are in mm. Tolerance = +/- 0.13

- Filter Outline
- Exposed Conductor
- Solder Resist Over Conductor
- Solder Resist Over Dielectric

### Packaging and Marking

DIMENSION	UNITS	SPECIFICATION
REEL DIAMETER	mm	300
REEL WEIGHT	kg	1.5
REEL QUANTITY	ea.	1000



MODEL NO.	Wo	Ao	Bo	Ko	Po
CER0109	16.0/(0.630)	5.82/(0.229)	7.24/(0.285)	3.96/(0.156)	8.0/(0.315)