

1

2

3

4

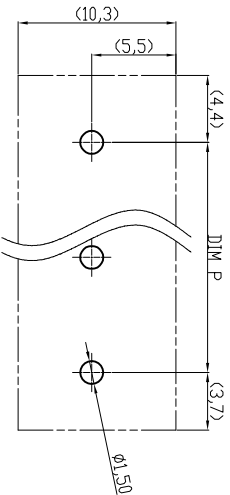
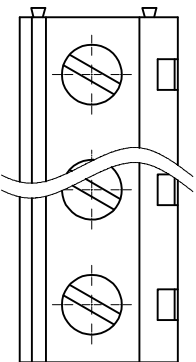
5

6

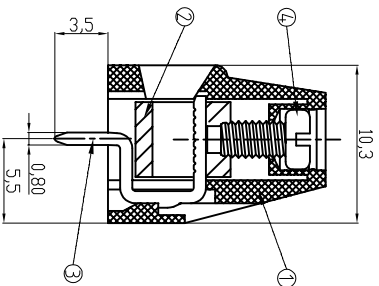
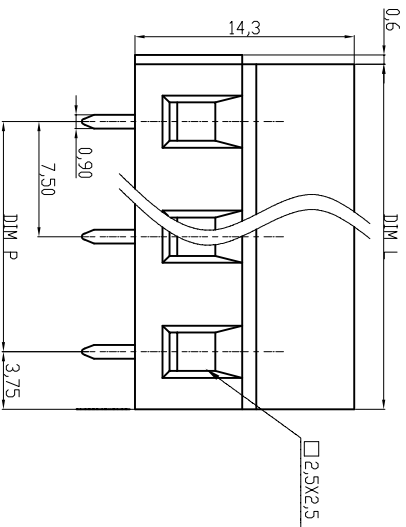
7

Material

- ① Terminal housing: Thermoplastic (UL94V-0), GREEN
- ② Clamp: Brass, Ni plated
- ③ Wire guard solder pin: Brass, Tin plated
- ④ Terminal screw: Steel Zinc plating "r" slot type



RECOMMENDED PCB LAYOUT



DIMENSION

L	Nx7,5
P	(N-1)x7,5

N=Number of poles

Poles	Tolerance	DIM L	DIM P
2p-4p		±0,20	±0,20
5p-8p		±0,25	±0,25
9p-12p		±0,35	±0,35

Customer-No.

ASSMANN WSW-No.

A-TB750-T1XX

Drawing-No.

ASS 4105 CO rev01

Replace



Scale 1:1

TOLERANCE

X. ±0.50

X.X ±0.30

X.XX ±0.10

DIM TOL

X. ° ±1°

Angle TOL

Id.



File No.: E349947

RoHS compliant

1

2

3

4

5

6

7

H

G

F

E

D

C

B

A