


KSA1242

KSA1242

Medium Power Amplifier Camera Flash Applications

- $h_{FE} = 100 \sim 320$ ($V_{CE} = -2V$, $I_C = -0.5A$)
- $h_{FE} = 70$ (Min.) ($V_{CE} = -2V$, $I_C = -4A$)
- Low Saturation Voltage: $V_{CE(sat)} = -1V$ (Max.)



I-PAK
1. Base 2. Collector 3. Emitter

PNP Epitaxial Silicon Transistor

Absolute Maximum Ratings $T_C=25^\circ C$ unless otherwise noted

Symbol	Parameter	Ratings	Units
V_{CBO}	Collector-Base Voltage	- 35	V
V_{CEO}	Collector-Emitter Voltage	- 20	V
V_{EBO}	Emitter-Base Voltage	- 8	V
I_C	Collector Current (DC)	- 5	A
I_{CP}	Collector Current (Pulse)	- 8	A
P_C	Collector Dissipation ($T_C=25^\circ C$)	10	W
T_J	Junction Temperature	150	$^\circ C$
T_{STG}	Storage Temperature	- 55 ~ 150	$^\circ C$

Electrical Characteristics $T_C=25^\circ C$ unless otherwise noted

Symbol	Parameter	Test Condition	Min.	Typ.	Max.	Units
BV_{CEO}	Collector-Emitter Breakdown Voltage	$I_C = -10mA$, $I_B = 0$	- 20			V
BV_{EBO}	Emitter-Base Breakdown Voltage	$I_E = -1mA$, $I_C = 0$	- 8			V
I_{CBO}	Collector Cut-off Current	$V_{CB} = -35V$, $I_E = 0$			- 100	μA
I_{EBO}	Emitter Cut-off Current	$V_{EB} = -8V$, $I_C = 0$			- 100	μA
h_{FE1} h_{FE2}	DC Current Gain	$V_{CE} = -2V$, $I_C = -0.5A$ $V_{CE} = -2V$, $I_C = -4A$	100 70		320	
$V_{CE(sat)}$	Collector-Emitter Saturation Voltage	$I_C = -4A$, $I_B = -0.1A$			- 1	V
$V_{BE(on)}$	Base-Emitter On Voltage	$V_{CE} = -2V$, $I_C = -4A$			- 1.5	V
f_T	Current Gain Bandwidth Product	$V_{CE} = -2V$, $I_C = -0.5A$		180		MHz
C_{ob}	Collector Output Capacitance	$V_{CB} = -10V$, $f = 1MHz$		50		pF

h_{FE} Classification

Classification	O	Y
h_{FE1}	100 ~ 200	160 ~ 320

Typical Characteristics

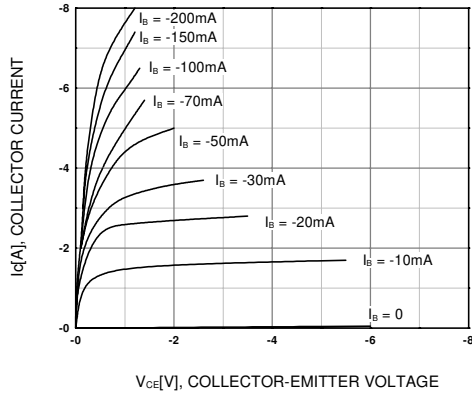


Figure 1. Static Characateristic

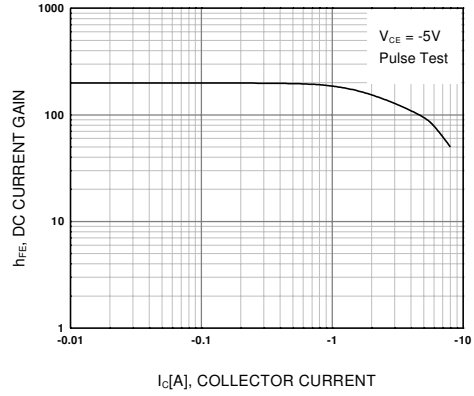


Figure 2. DC current Gain

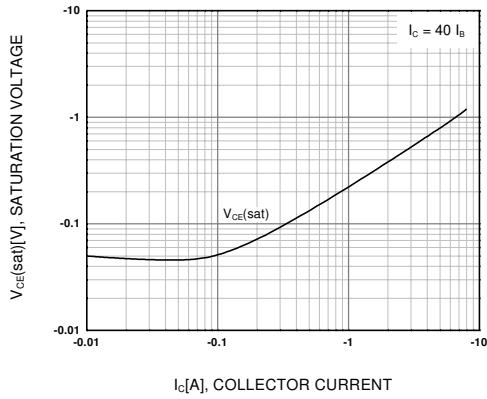


Figure 3. Collector-Emitter Saturation Voltage

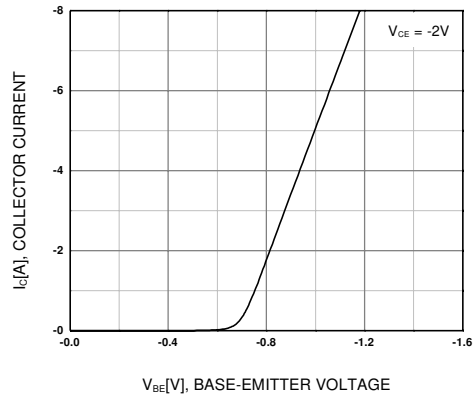


Figure 4. Base-Emitter On Voltage

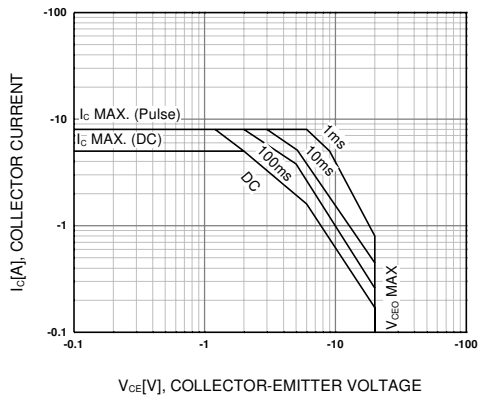


Figure 5. Safe Operating Area

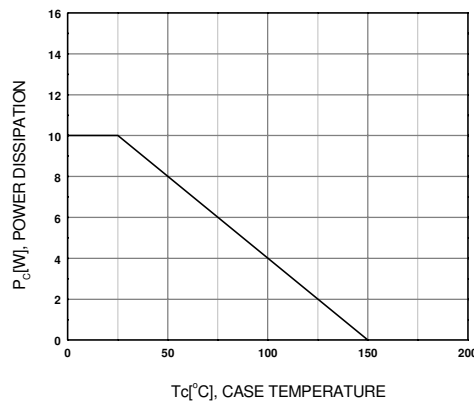
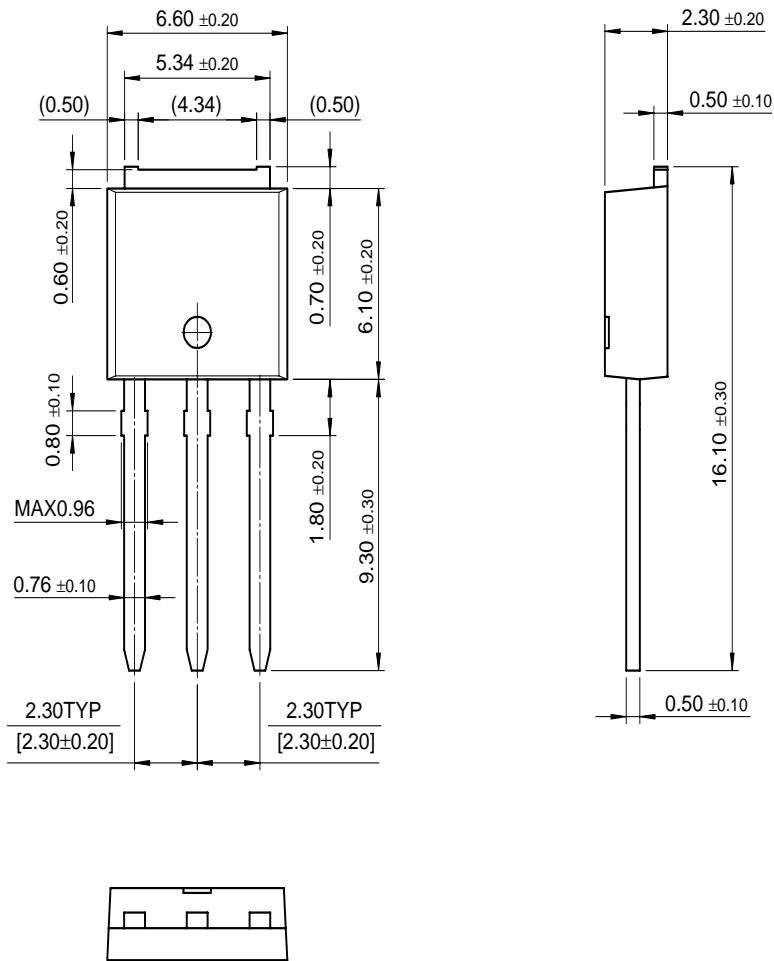


Figure 6. Power Derating

Package Dimensions

I-PAK



Dimensions in Millimeters

TRADEMARKS

The following are registered and unregistered trademarks Fairchild Semiconductor owns or is authorized to use and is not intended to be an exhaustive list of all such trademarks.

ACE _x TM	FAST [®]	OPTOPLANAR TM	STAR*POWER TM
Bottomless TM	FAST _r TM	PACMAN TM	Stealth TM
CoolFET TM	FRFET TM	POP TM	SuperSOT TM -3
CROSSVOLT TM	GlobalOptoisolator TM	Power247 TM	SuperSOT TM -6
DenseTrench TM	GTO TM	PowerTrench [®]	SuperSOT TM -8
DO _M E TM	HiSeC TM	QFET TM	SyncFET TM
EcoSPARK TM	ISOPLANAR TM	QS TM	TruTranslation TM
E ² CMOS TM	LittleFET TM	QT Optoelectronics TM	TinyLogic TM
EnSigna TM	MicroFET TM	Quiet Series TM	UHC TM
FACT TM	MICROWIRE TM	SLIENT SWITCHER [®]	UltraFET [®]
FACT Quiet Series TM	OPTOLOGIC TM	SMART START TM	VCX TM

STAR*POWER is used under license

DISCLAIMER

FAIRCHILD SEMICONDUCTOR RESERVES THE RIGHT TO MAKE CHANGES WITHOUT FURTHER NOTICE TO ANY PRODUCTS HEREIN TO IMPROVE RELIABILITY, FUNCTION OR DESIGN. FAIRCHILD DOES NOT ASSUME ANY LIABILITY ARISING OUT OF THE APPLICATION OR USE OF ANY PRODUCT OR CIRCUIT DESCRIBED HEREIN; NEITHER DOES IT CONVEY ANY LICENSE UNDER ITS PATENT RIGHTS, NOR THE RIGHTS OF OTHERS.

LIFE SUPPORT POLICY

FAIRCHILD'S PRODUCTS ARE NOT AUTHORIZED FOR USE AS CRITICAL COMPONENTS IN LIFE SUPPORT DEVICES OR SYSTEMS WITHOUT THE EXPRESS WRITTEN APPROVAL OF FAIRCHILD SEMICONDUCTOR CORPORATION.

As used herein:

1. Life support devices or systems are devices or systems which, (a) are intended for surgical implant into the body, or (b) support or sustain life, or (c) whose failure to perform when properly used in accordance with instructions for use provided in the labeling, can be reasonably expected to result in significant injury to the user.
2. A critical component is any component of a life support device or system whose failure to perform can be reasonably expected to cause the failure of the life support device or system, or to affect its safety or effectiveness.

PRODUCT STATUS DEFINITIONS

Definition of Terms

Datasheet Identification	Product Status	Definition
Advance Information	Formative or In Design	This datasheet contains the design specifications for product development. Specifications may change in any manner without notice.
Preliminary	First Production	This datasheet contains preliminary data, and supplementary data will be published at a later date. Fairchild Semiconductor reserves the right to make changes at any time without notice in order to improve design.
No Identification Needed	Full Production	This datasheet contains final specifications. Fairchild Semiconductor reserves the right to make changes at any time without notice in order to improve design.
Obsolete	Not In Production	This datasheet contains specifications on a product that has been discontinued by Fairchild semiconductor. The datasheet is printed for reference information only.

Fairchild Semiconductor

SEARCH | [Parametric](#) | [Cross Reference](#) | [Inventory](#)

[Product Folders and](#) [Apply](#)

- [find products](#)
- [Products groups](#)
- [Analog and Mixed](#)
- [Signal](#)
- [Discrete](#)
- [Interface](#)
- [Logic](#)
- [Microcontrollers](#)
- [Non-Volatile](#)
- [Memory](#)
- [Optoelectronics](#)
- [Markets and applications](#)
- [New products](#)
- [Product selection and parametric search](#)
- [Cross-reference search](#)

[Home](#) >> [Find products](#) >>

KSA1242
PNP Epitaxial Silicon Transistor

Contents
[Features](#) | [Product status/pricing/packaging](#)

Features
Medium Power Amplifier
Camera Flash Applications

- $h_{FE}=100\sim 320$ ($V_{CE} = -2V, I_C = -0.5V$)
- $h_{FE}=70$ (Min.) ($V_{CE} = -2V, I_C = -4A$)
- Low Saturation Voltage: $V_{CE(sat)}=-1V$ (Max.)

Datasheet
[Download this datasheet](#)

[e-mail this datasheet](#)

This page
[Print version](#)

- Related Links**
- [Request samples](#)
 - [Dotted line](#)
 - [How to order products](#)
 - [Dotted line](#)
 - [Product Change Notices \(PCNs\)](#)
 - [Dotted line](#)
 - [Support](#)
 - [Dotted line](#)
 - [Distributor and field sales representatives](#)
 - [Dotted line](#)
 - [Quality and reliability](#)
 - [Dotted line](#)
 - [Design tools](#)

- [technical information](#)
- [buy products](#)
- [technical support](#)
- [my Fairchild](#)
- [company](#)

[back to top](#)

[Product status/pricing/packaging](#)

Product	Product status	Pricing*	Inventory check & ordering	Package type	Leads	Packing method
KSA1242YTU	Full Production	\$0.393	<input type="button" value="Purchase"/>	TO-251(IPAK)	3	RAIL
KSA1242OTU	Full Production	\$0.393	<input type="button" value="Purchase"/>	TO-251(IPAK)	3	RAIL

* Fairchild 1,000 piece Budgetary Pricing

[back to top](#)

[Home](#) | [Find products](#) | [Technical information](#) | [Buy products](#) | [Support](#) | [Company](#) | [Contact us](#) | [Site index](#) | [Privacy policy](#)