

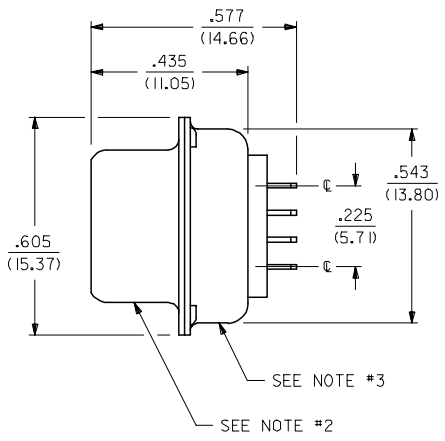
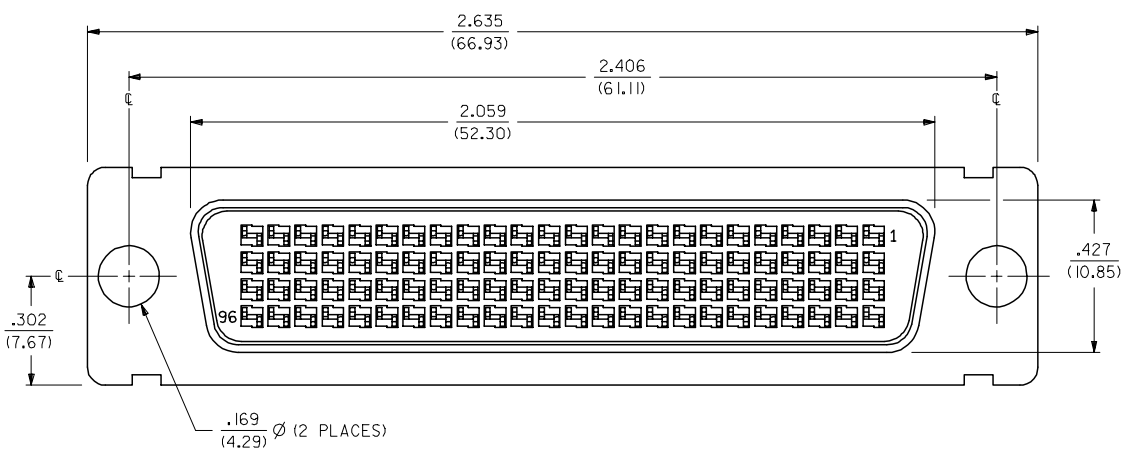
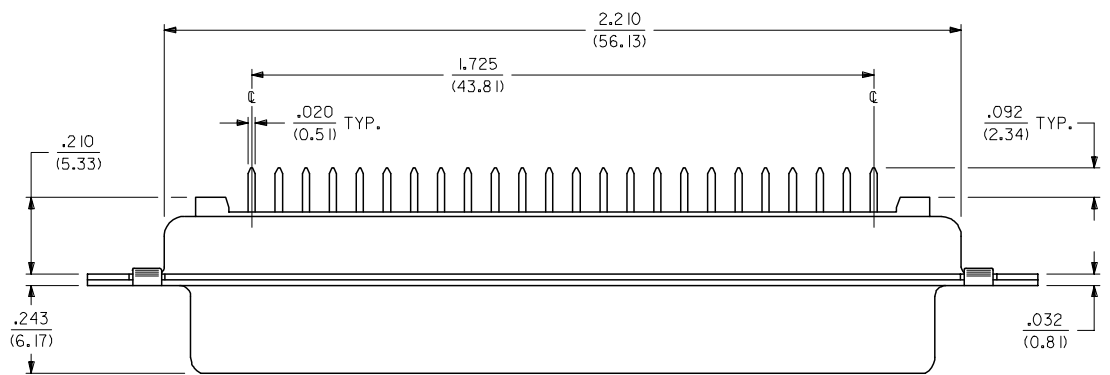
13 12 11 10 9 8 7 6 5 4 3 2 1

J
I
H
G
F
E
D
C
B
A

J
I
H
G
F
E
D
C
B
A

NOTES:

- 1) CONNECTOR MATERIALS:
HOUSING AND INSERT-MOLDED STICKS ARE MADE OF GLASS FILLED LCP, U.L. 94 V-0, COLOR IS BLACK; TERMINALS ARE .013/ (0.33) THICK BERYLLIUM COPPER; TERMINAL PLATING IS .000030/ (.00076) MIN. GOLD IN CONTACT AREA, AND .000100/ (.00254) MIN. TIN ON P.C. TAILS, OVER NICKEL UNDERPLATE OVERALL.
- 2) FRONT SHELL:
DRAW QUALITY STEEL, .016/(0.4) THICK; PLATING: SEE TABLE
FINISH:
BRIGHT TIN: 150-250 MICROINCHES/(3.81-6.35 MICROMETERS) BRIGHT TIN OVER 50-150 MICROINCHES/(1.27-3.81 MICROMETERS) NICKEL OVER COPPER FLASH OVERALL (OPTIONAL).
BRIGHT NICKEL: 100-175 MICROINCHES/(2.54-4.44 MICROMETERS) BRIGHT NICKEL OVER 50 MICROINCHES/(1.27 MICROMETERS) MAXIMUM COPPER OVERALL.
- 3) BACK SHELL:
DRAW QUALITY STEEL, .016/(0.4) THICK;
FINISH: 150-250 MICROINCHES/(3.81-6.35 MICROMETERS) BRIGHT TIN OVER 50-150 MICROINCHES/(1.27-3.81 MICROMETERS) NICKEL OVER COPPER FLASH OVERALL (OPTIONAL).
- 4) ALL DIMENSIONS ARE SHOWN FOR REFERENCE ONLY UNLESS SPECIFIED OTHERWISE.
- 5) THIS CONNECTOR CONFORMS TO PRODUCT SPECIFICATION PS-70660.
- 6) THE PRIMARY SHIPPING CARTON WILL BE LABELED "COMPLIANT TO ROHS DIRECTIVE 2002/95/EC AND ELV ANNEX II OF DIRECTIVE 2000/53/EC". CARTONS WITHOUT THIS LABEL MAY CONTAIN PRODUCT WITH LEAD.
- 7) PART COMPLIES WITH CLASS B OF COSMETIC SPECIFICATION PS-45499-002



EDP NUMBER	FRONT SHELL PLATING
051-26-0001	BRIGHT TIN
70660-8001	BRIGHT NICKEL

ADD NOTE 7 EC NO: UCP2006-3051 DRAWN BY: BARRA 2006/07/10 CHKD: BORGAN 2006/07/10 APPR: SMILLER 2006/07/11 REV	QUALITY SYMBOLS	DESCRIPTION
	☐=0	
	☑=0	

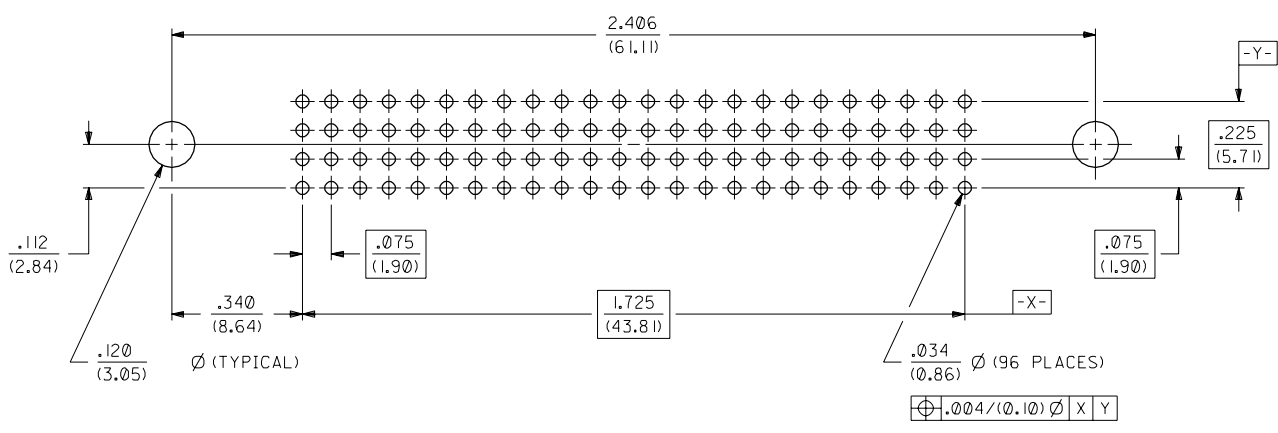
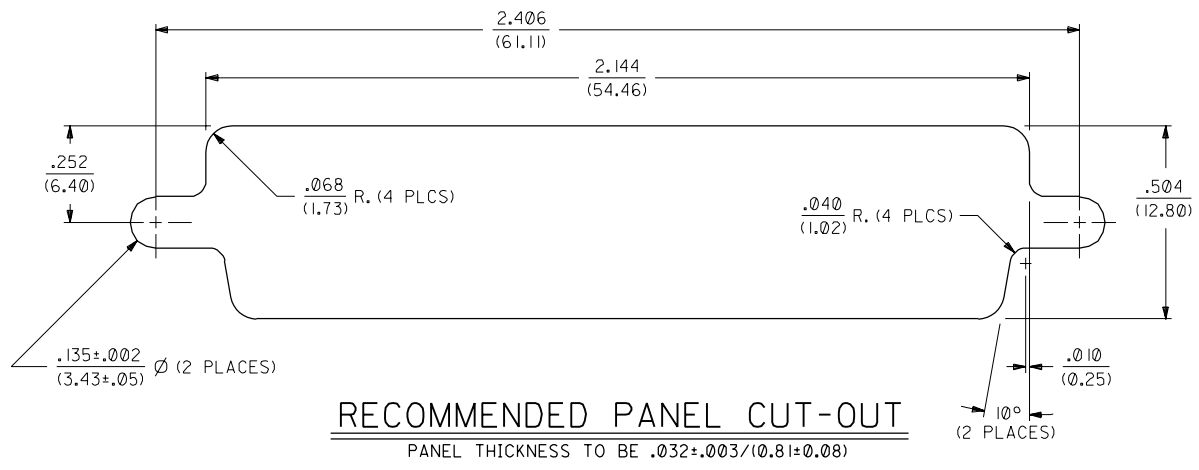
GENERAL TOLERANCES (UNLESS SPECIFIED)	
mm	INCH
4 PLACES ± .005	± .0004
3 PLACES ± .004	± .0003
2 PLACES ± .003	± .0002
1 PLACE ± .002	± .0001
ANGULAR ±1/2°	
DRAFT WHERE APPLICABLE MUST REMAIN WITHIN DIMENSIONS	

DIMENSION STYLE	
IN/MM	
DRAWN BY	DATE
GLT	1991/09/30
CHECKED BY	DATE
CAB	1991/09/30
APPROVED BY	DATE
CAB	1991/09/30
MATERIAL NO.	
SIZE	C

SCALE 4:1	DESIGN UNITS INCH	THIRD ANGLE PROJECTION
TITLE		
LFH, .075 PITCH, 96 CIRCUIT, VERTICAL I/O RECEPTACLE CONNECTOR		
MATERIAL NO.		DOCUMENT NO.
SEE TABLE		SDA-70660-1001
SHEET NO.		1 OF 2
THIS DRAWING CONTAINS INFORMATION THAT IS PROPRIETARY TO MOLEX INCORPORATED AND SHOULD NOT BE USED WITHOUT WRITTEN PERMISSION		

2	D
1	G
SHT	REV

12 11 10 9 8 7 6 5 4 3 2 1



DIMENSIONS SHOWN (METRIC) INCH		▽ = 0 ▼ = 0		REVISE ONLY ON CAD SYSTEM	
UNLESS OTHERWISE SPECIFIED TOLERANCES ANGULAR ± 0.0001 °		TITLE		LFH, .075 PITCH, 96 CKT., VERTICAL I/O RECEPTACLE CONNECTOR (SALES DRAWING)	
INCH METRIC		MOLEX INCORPORATED		SHEET NO. DATE	
3 PLACE ± .003		L1SLE,ILL. 60532		2 06/05/96	
2 PLACE ± ± 0.08		PART NO.		DRAWG. NO.	
1 PLACE ± ±		SEE SHEET #1		SDA-70660-1001	
DRAFT WHERE APPLICABLE MUST REMAIN WITHIN DIMENSIONS		FILE NAME		DIV. SIZE	
DRAWN BY SCHMIDGALL		SD70660Y3		DA	
CHK'D BY GWF		DCN		C	
SCALE 4 : 1		THIS DRAWING CONTAINS INFORMATION THAT IS PROPRIETARY TO MOLEX INC. AND SHOULD NOT BE USED WITHOUT WRITTEN PERMISSION.			