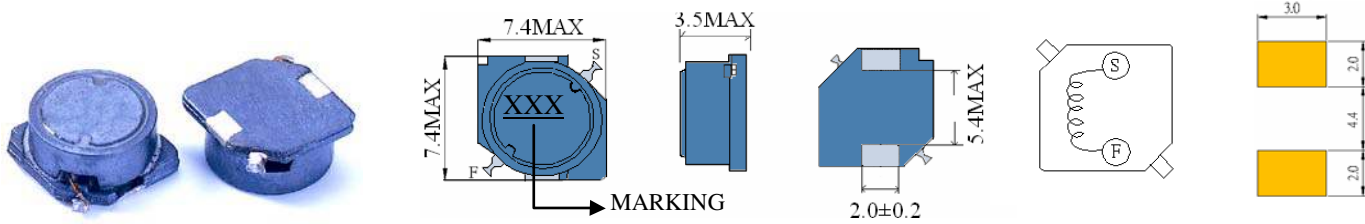


SCB73C

SMD POWER INDUCTORS



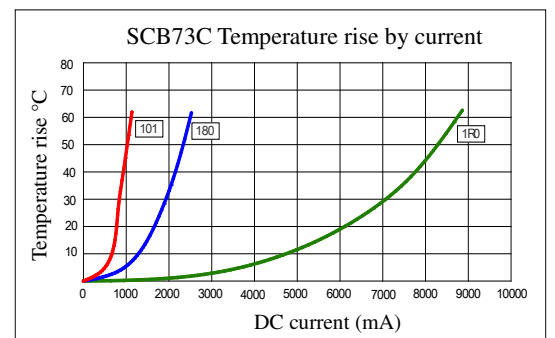
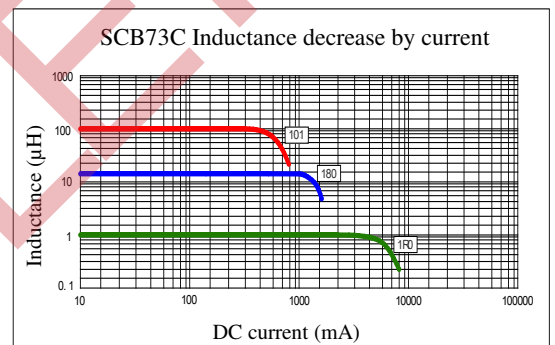
• Features

1. Magnetically shielded construction
2. Excellent Power Density
3. Engineered to Provide High Efficiency

ELECTRICAL CHARACTERISTICS



Part Number	Inductance (uH) (1)	Test Frequency	DC Resistance (Ω MAX) (2)	Saturation Current (3) (A)	Temperature Current (4) (A)
SCB73C-1R0	1.0	1KHZ	19m	3.12	6.60
SCB73C-1R5	1.5	1KHZ	23m	2.85	5.90
SCB73C-2R2	2.2	1KHZ	28m	2.66	5.30
SCB73C-3R3	3.3	1KHZ	35m	2.26	4.50
SCB73C-4R7	4.7	1KHZ	43m	1.96	3.50
SCB73C-6R8	6.8	1KHZ	55m	1.76	3.15
SCB73C-100	10	1KHZ	80m	1.34	2.52
SCB73C-120	12	1KHZ	90m	1.23	2.26
SCB73C-150	15	1KHZ	0.12	1.09	2.15
SCB73C-180	18	1KHZ	0.13	0.99	1.81
SCB73C-220	22	1KHZ	0.15	0.90	1.63
SCB73C-270	27	1KHZ	0.21	0.81	1.46
SCB73C-330	33	1KHZ	0.25	0.72	1.31
SCB73C-390	39	1KHZ	0.31	0.67	1.24
SCB73C-470	47	1KHZ	0.35	0.60	1.11
SCB73C-560	56	1KHZ	0.43	0.55	0.94
SCB73C-680	68	1KHZ	0.52	0.50	0.89
SCB73C-820	82	1KHZ	0.60	0.46	0.84
SCB73C-101	100	1KHZ	0.79	0.41	0.80



(1). Inductance tolerance for 1.0uH~6.8uH: $\pm 30\%$, for 10uH~100uH: $\pm 20\%$. Tested at 0.25V, 0ADC and 25°C

(2). DCR measured at 25°C.

(3). The DC current at which the inductance decreases by 10% from its initial value.

(4). The DC current that results in a 40°C temperature rise from 25°C ambient.

[Click here for QUANTITY PER REEL & PACKING INFORMATION](#)

Custom versions available upon request.

© 2019 Signal Transformer – Specification subject to change without notice. 12.19



belfuse.com/signal

128 Atlantic Avenue, Lynbrook, NY 11563
Toll Free 866-239-5777 • Tel 516-239-5777 • Fax 516-239-7208
Sales@signaltransformer.com • techhelp@signaltransformer.com