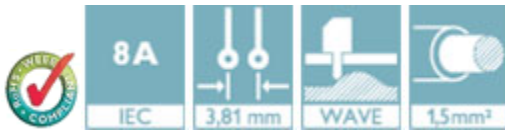


## Printed-circuit board connector - SMC 1,5/ 4-G-3,81 OG - 1715455

Please be informed that the data shown in this PDF Document is generated from our Online Catalog. Please find the complete data in the user's documentation. Our General Terms of Use for Downloads are valid (<http://phoenixcontact.com/download>)

Header, Nominal current: 8 A, Number of positions: 4, Pitch: 3.81 mm, Color: orange, Contact surface: Tin, Mounting: Wave soldering



### Key Commercial Data

|                      |          |
|----------------------|----------|
| Packing unit         | 1 pc     |
| Custom tariff number | 85366990 |
| Country of origin    | Germany  |

### Technical data

#### Dimensions

|                          |          |
|--------------------------|----------|
| Pitch                    | 3.81 mm  |
| Dimension a              | 11.43 mm |
| Constructional height    | 11 mm    |
| Length of the solder pin | 3.4 mm   |

#### General

|                                  |              |
|----------------------------------|--------------|
| Range of articles                | SMC 1,5/..-G |
| Rated voltage (III/3)            | 160 V        |
| Connection in acc. with standard | EN-VDE       |
| Nominal current $I_N$            | 8 A          |
| Color                            | orange       |
| Number of positions              | 4            |

#### Standards and Regulations

|                                  |        |
|----------------------------------|--------|
| Connection in acc. with standard | EN-VDE |
|                                  | CSA    |

### Classifications

#### eCl@ss

|            |          |
|------------|----------|
| eCl@ss 4.0 | 272607xx |
| eCl@ss 4.1 | 27260701 |

# Printed-circuit board connector - SMC 1,5/ 4-G-3,81 OG - 1715455

## Classifications

### eCl@ss

|            |          |
|------------|----------|
| eCl@ss 5.0 | 27260701 |
| eCl@ss 5.1 | 27260701 |
| eCl@ss 6.0 | 27260704 |
| eCl@ss 7.0 | 27440402 |
| eCl@ss 8.0 | 27440402 |
| eCl@ss 9.0 | 27440402 |

### ETIM

|          |          |
|----------|----------|
| ETIM 3.0 | EC001121 |
| ETIM 4.0 | EC002637 |
| ETIM 5.0 | EC002637 |

### UNSPSC

|               |          |
|---------------|----------|
| UNSPSC 6.01   | 30211810 |
| UNSPSC 7.0901 | 39121409 |
| UNSPSC 11     | 39121409 |
| UNSPSC 12.01  | 39121409 |
| UNSPSC 13.2   | 39121409 |

## Approvals

### Approvals

---

#### Approvals

CSA / VDE Gutachten mit Fertigungsüberwachung / IEC60335-1 / IEC60335-2-1 / IEC60335-2-15 / IEC60335-2-16 / IEC60335-2-17 / IEC60335-2-18 / IEC60335-2-19 / IEC60335-2-20 / IEC60335-2-21 / IEC60335-2-22 / IEC60335-2-23 / IEC60335-2-24 / IEC60335-2-25 / IEC60335-2-26 / IEC60335-2-27 / IEC60335-2-28 / IEC60335-2-29 / IEC60335-2-30 / IEC60335-2-31 / IEC60335-2-32 / IEC60335-2-33 / IEC60335-2-34 / IEC60335-2-35 / IEC60335-2-36 / IEC60335-2-37 / IEC60335-2-38 / IEC60335-2-39 / IEC60335-2-40 / IEC60335-2-41 / IEC60335-2-42 / IEC60335-2-43 / IEC60335-2-44 / IEC60335-2-45 / IEC60335-2-46 / IEC60335-2-47 / IEC60335-2-48 / IEC60335-2-49 / IEC60335-2-50 / IEC60335-2-51 / IEC60335-2-52 / IEC60335-2-53 / IEC60335-2-54 / IEC60335-2-55 / IEC60335-2-56 / IEC60335-2-57 / IEC60335-2-58 / IEC60335-2-59 / IEC60335-2-60 / IEC60335-2-61 / IEC60335-2-62 / IEC60335-2-63 / IEC60335-2-64 / IEC60335-2-65 / IEC60335-2-66 / IEC60335-2-67 / IEC60335-2-68 / IEC60335-2-69 / IEC60335-2-70 / IEC60335-2-71 / IEC60335-2-72 / IEC60335-2-73 / IEC60335-2-74 / IEC60335-2-75 / IEC60335-2-76 / IEC60335-2-77 / IEC60335-2-78 / IEC60335-2-79 / IEC60335-2-80 / IEC60335-2-81 / IEC60335-2-82 / IEC60335-2-83 / IEC60335-2-84 / IEC60335-2-85 / IEC60335-2-86 / IEC60335-2-87 / IEC60335-2-88 / IEC60335-2-89 / IEC60335-2-90 / IEC60335-2-91 / IEC60335-2-92 / IEC60335-2-93 / IEC60335-2-94 / IEC60335-2-95 / IEC60335-2-96 / IEC60335-2-97 / IEC60335-2-98 / IEC60335-2-99 / IEC60335-2-100

---

#### Ex Approvals

---


#### Approvals submitted


---


#### Approval details

# Printed-circuit board connector - SMC 1,5/ 4-G-3,81 OG - 1715455

## Approvals

|   |       |       |
|---|-------|-------|
| CSA  |       |       |
|   | B     | D     |
| Nominal current I <sub>N</sub>  | 8 A   | 8 A   |
| Nominal voltage U <sub>N</sub>  | 300 V | 300 V |

|   |       |
|---|-------|
| VDE Gutachten mit Fertigungsüberwachung  |       |
| Nominal current I <sub>N</sub>  | 8 A   |
| Nominal voltage U <sub>N</sub>  | 160 V |

|  |       |
|--|-------|
| IECEE CB Scheme  |       |
| Nominal current I <sub>N</sub>   | 8 A   |
| Nominal voltage U <sub>N</sub>   | 160 V |

|                                |       |
|--------------------------------|-------|
| CCA                            |       |
| Nominal current I <sub>N</sub> | 8 A   |
| Nominal voltage U <sub>N</sub> | 160 V |

|     |
|-----|
| EAC |
|-----|

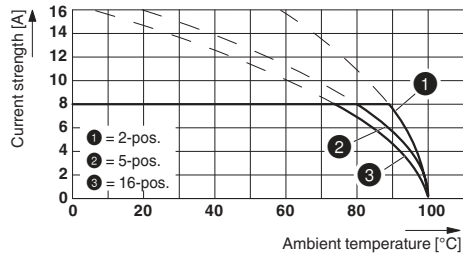
|                                |       |       |
|--------------------------------|-------|-------|
| cULus Recognized               |       |       |
|                                | B     | D     |
| Nominal current I <sub>N</sub> | 8 A   | 8 A   |
| Nominal voltage U <sub>N</sub> | 300 V | 300 V |

|     |
|-----|
| EAC |
|-----|

## Drawings

# Printed-circuit board connector - SMC 1,5/ 4-G-3,81 OG - 1715455

Diagram



Type: FRONT-MC 1,5/...-ST-3,81 with SMC 1,5/...-G-3,81