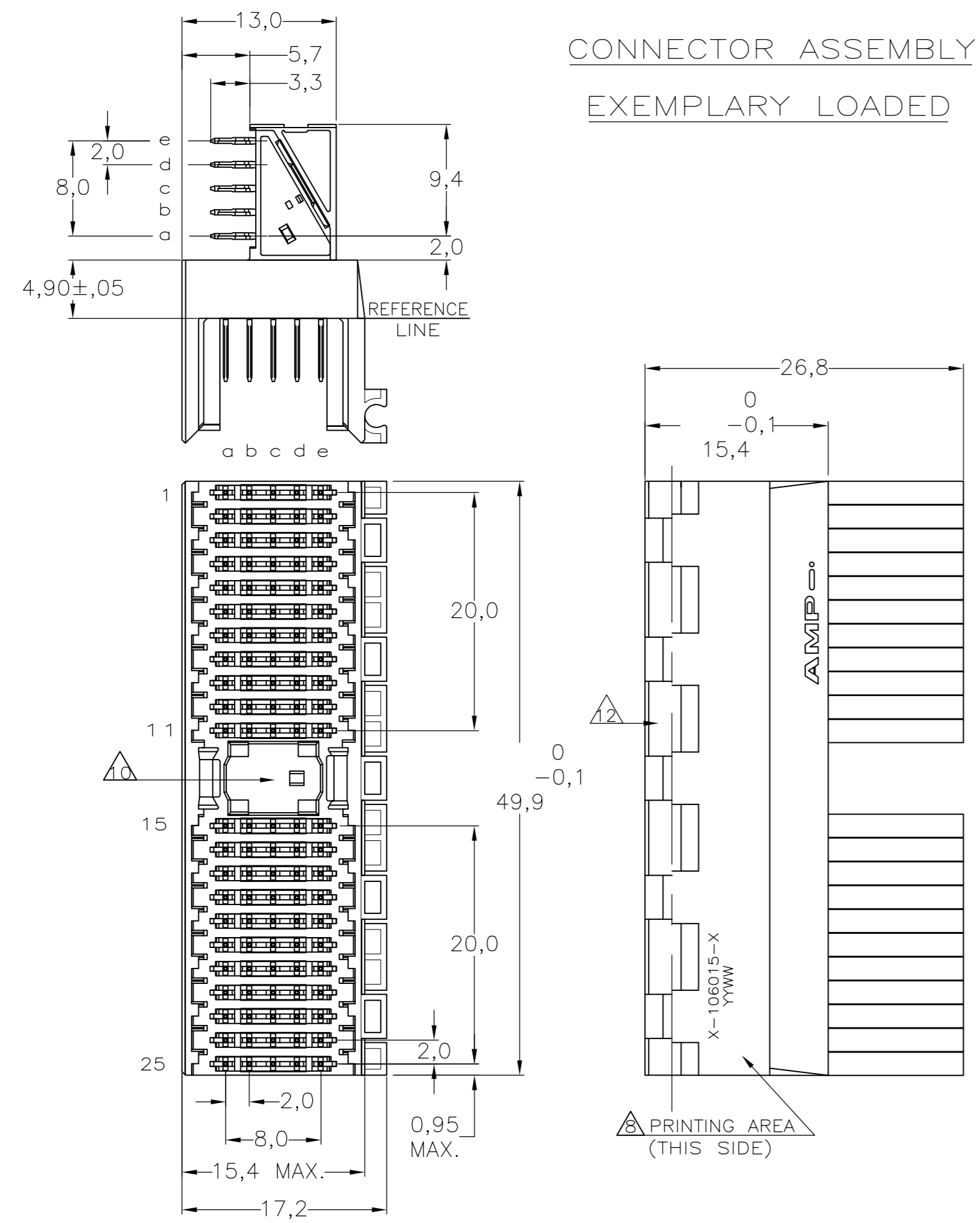
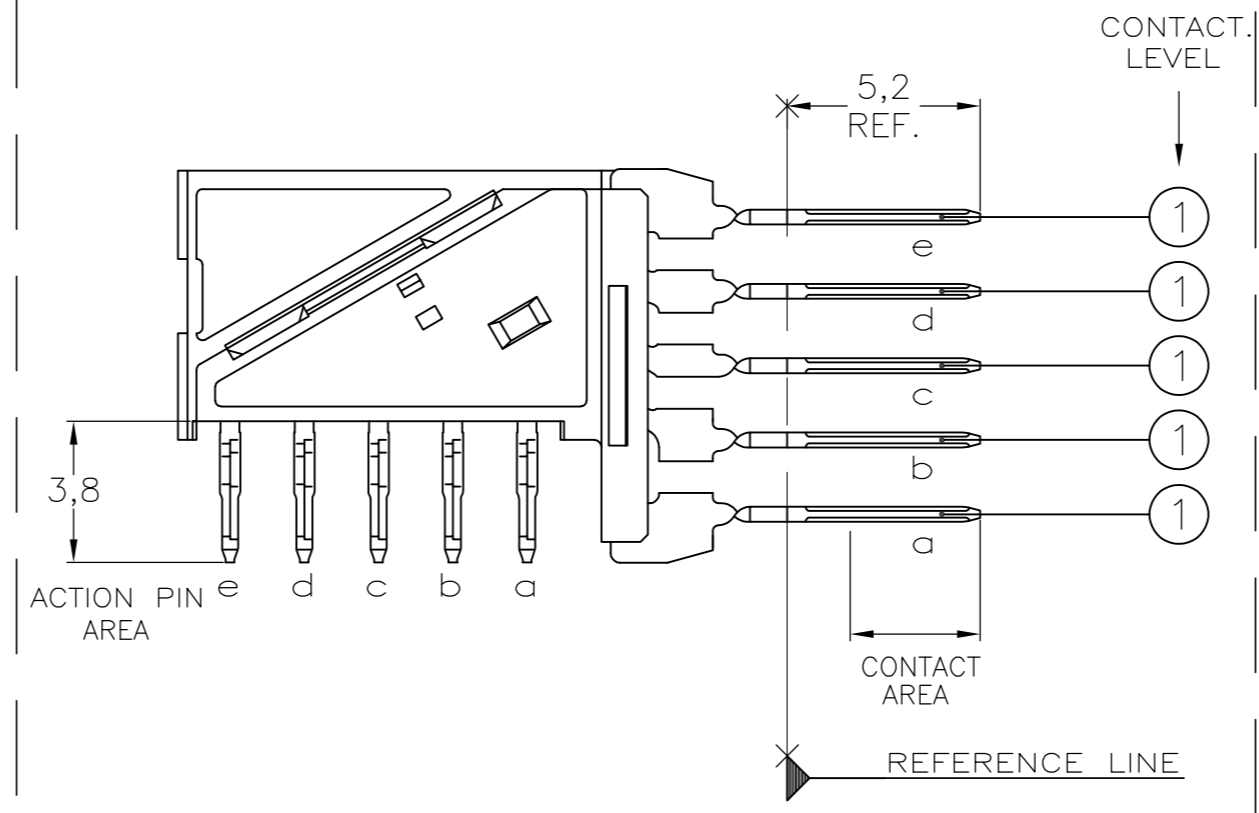


LOC	DIST	REVISIONS			
P	LTR	DESCRIPTION	DATE	DWN	APVD
H	-	M4	REVISED PER ECR-11-023696	01DEC2011	A.S. M.W.

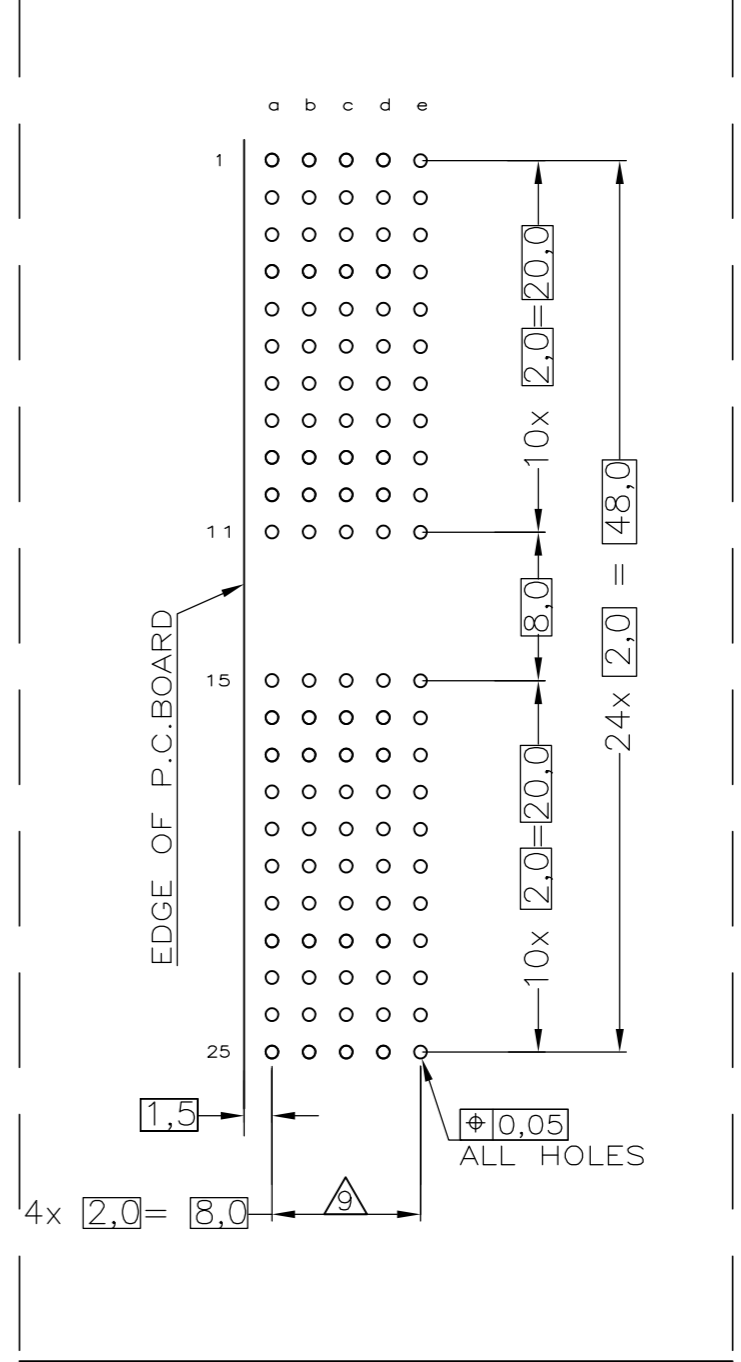
CONNECTOR ASSEMBLY EXEMPLARY LOADED



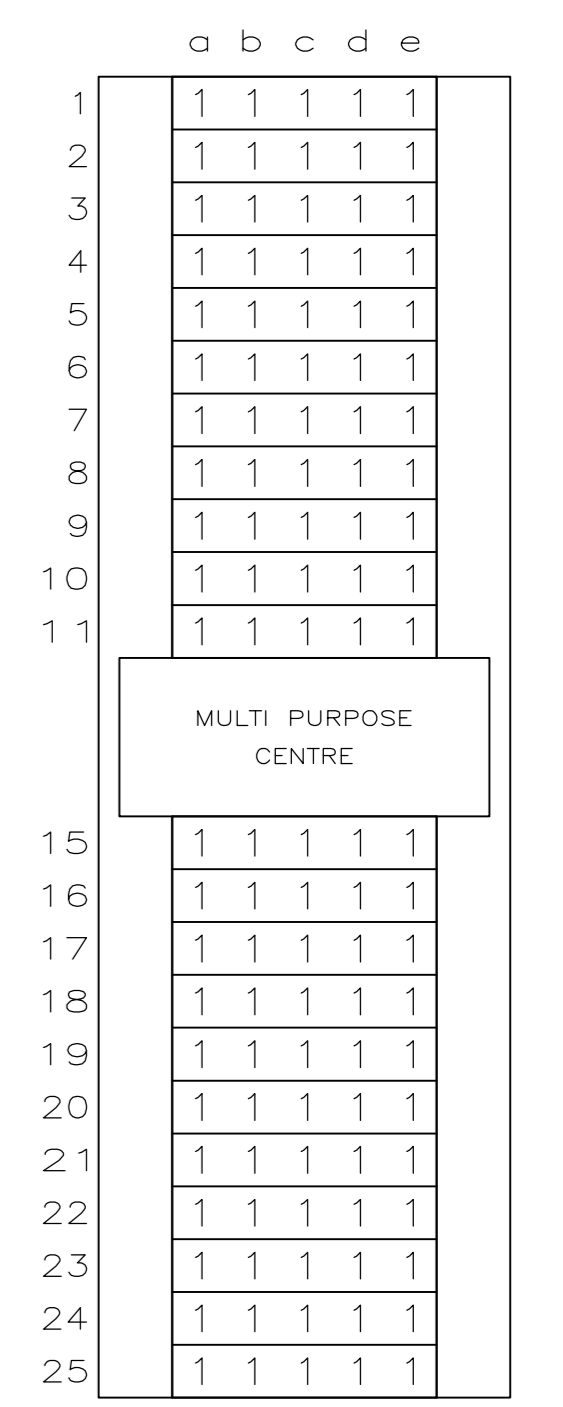
CONTACT DIMENSIONS



RECOMMENDED PCB-HOLE LAY-OUT COMPONENT SIDE SHOWN



CONTACT LAYOUT



- NOTES:**
- 1 MATERIAL HOUSING : GREY GLASSFILLED POLYESTER
CONTACT : PHOSPHORBRONZE
 - 2 GENERAL PLATING SPECIFICATION: UNDERPLATING (ENTIRE CONTACT): 1,27µm NICKEL MIN. AND ACTION PIN: 0,5µm TIN-LEAD MIN. FOR PLATING OF MATING SURFACES SEE APPLICABLE SPECIFICATION REFERENCE FOR EACH DASH NUMBER.
 - 3 CONFORMS TO ALL TESTING ACCORDING IEC 61076-4-101 PERFORMANCE LEVEL 2.
 - 4 CONFORMS TO ALL TESTING ACCORDING IEC 61076-4-101 PERFORMANCE LEVEL 1.
 - 5 CONNECTOR TESTED AND QUALIFIED AGAINST TELCORDIA GR-1217-CORE QUALITY LEVEL III, CENTRAL OFFICE APPLICATIONS.
 - 6 CONNECTOR TESTED AND QUALIFIED AGAINST TELCORDIA GR-1217-CORE QUALITY LEVEL III, UNCONTROLLED ENVIRONMENT APPLICATIONS.
 - 7 CONNECTOR LUBRICATED WITH TELCORDIA GR-1217-CORE APPROVED LUBRICANT.
 - 8 CONNECTOR MARKED WITH PARTNUMBER AND DATECODE
 - 9 PLATED-THROUGH HOLES AT 2x2mm SQUARE GRID.
 - 10 AREA FOR KEYING PART (BASIC PART NUMBER 100525).
 - 11 CONNECTOR ASSEMBLY WITH LATCH HINGE FOR CABLE CONNECTOR.
 - 13 0.76µm MIN GOLD PLATING AT MATING SURFACES.

N	2, 3, 13	3-106015-1
Y	6	1-106015-9
N	3	1-106015-1 2
Y	5	106015-9
N	4	106015-4
N	3	106015-1
CONSERVATION TREATMENT		MATERIAL PART NUMBER

OBSOLETE

THIS DRAWING IS A CONTROLLED DOCUMENT.

DWN	L.v.d.HEIJDEN	15DEC97
CHK	D. TRUREN	15DEC97
APVD	F.v.KONINGSBRUGGE	-
PRODUCT SPEC	-	
APPLICATION SPEC	114-19029	
WEIGHT	-	
CUSTOMER DRAWING	SCALE NTS SHEET 1 OF 1 REV M4	

STE TE Connectivity

Z-PACK 2MM HM TYPE A
110 POS. RIGHT ANGLE MALE
CONNECTOR ASSEMBLY

SIZE A2 CAGE CODE 00779 DRAWING NO. 106015 RESTRICTED TO -