


PFE and PFR Series

Powr-Rib® Edgewound Edgewound and Round Wire

Designed in both Edgewound and Round Wire formats, these rugged resistors can handle 700 to 1000 Watts of power. Specify our Edgewound design for very low resistance and high power capacity. When higher resistance with lower power capacity is required use our Round Wire design.

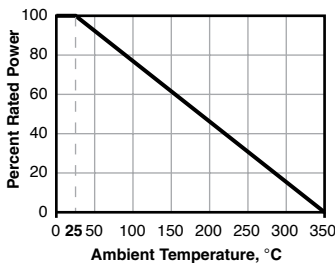
These resistors are constructed of a heavy resistance alloy mounted on ceramic insulators and supported by a metal mounting bracket. Metal parts, except for the resistance element, are heavily plated to prevent oxidation at high operating temperatures and to prevent corrosion. The mounting bar is slotted on each end to facilitate installation. Edgewound units provide clamp-type terminals, permitting a reliable connection which can be moved along the resistive element to obtain intermediate values.



CHARACTERISTICS

Current Rating	Continuous duty as listed on following page.
Wattage Rating	700 to 1,000 (up to 1,600 watts on special order)
Resistance Tolerance	±10% standard, ±5% available
Terminals	Clamps, movable along resistor wire for setting intermediate resistance values on Edgewound units (current must be derated in proportion).
Temperature Coefficient	±300 ppm/°C for resistors 50 amps and more; ±500 ppm/°C for resistors 47 amps or less
Ohmic Values	See chart on following page
Mounting	Metal mounting bar is slotted on each end to facilitate installation.
Short Term Overload	10x rated wattage for five seconds

Derating



Size* (No. of Insulator-Sections Long)	2	3	4	5 (std.)	6	7	8
Dimension A	in. 8.875 mm (225.43)	11.875 (301.63)	14.875 (377.83)	17.875 (454.03)	20.875 (530.23)	23.875 (606.43)	26.875 (682.63)
Dimension B	in. 7.250 mm (184.15)	10.250 (260.35)	13.250 (336.55)	16.250 (412.75)	19.250 (488.95)	22.250 (565.15)	25.250 (641.35)
	Max. Amps	Ohms	Ohms	Ohms	Ohms	Ohms	Ohms
PFE Edgewound							
	100	0.033	0.057	0.080	0.100	0.120	0.160
	91	0.040	0.070	0.100	0.120	0.140	0.180
	89	0.046	0.078	0.110	0.140	0.170	0.230
	78	0.052	0.088	0.120	0.160	0.190	0.250
	75	0.060	0.100	0.140	0.180	0.210	0.300
	68	0.070	0.120	0.180	0.220	0.260	0.340
	63	0.080	0.130	0.190	0.250	0.300	0.400
	57	0.100	0.160	0.230	0.300	0.360	0.480
	54	0.110	0.180	0.250	0.330	0.400	0.540
	50	0.120	0.200	0.280	0.370	0.450	0.610
	47	0.170	0.280	0.380	0.500	0.600	0.800
	43	0.210	0.330	0.460	0.600	0.720	0.980
	41	0.230	0.360	0.510	0.670	0.800	1.06
	39	0.260	0.420	0.580	0.750	0.900	1.20
	33	0.350	0.560	0.770	1.00	1.20	1.60
	29	0.450	0.730	1.00	1.30	1.50	2.00
	26	0.560	0.900	1.20	1.60	1.90	2.50
	18.4	0.690	1.20	1.70	2.20	2.70	3.50
	16.3	0.880	1.50	2.20	2.80	3.40	4.60
	14.6	1.10	1.90	2.70	3.50	4.30	5.90
	12.7	1.40	2.40	3.50	4.50	5.50	7.50
	11.8	1.70	2.90	4.20	5.40	6.60	9.00
	10.3	2.10	3.70	5.30	6.80	8.30	11.3
	9.4	2.70	4.60	6.50	8.50	10.40	14.2
PFR Round-Wire							
	8.3	3.4	5.9	8.5	11.0	13.5	18.5
	7.6	4.1	7.1	10.0	13.0	15.9	21.7
	6.6	5.3	9.2	13.0	17.0	20.8	28.4
	5.9	6.3	10.9	15.4	20.0	24.5	33.5
	5.1	7.9	13.6	19.3	25.0	30.7	42.1

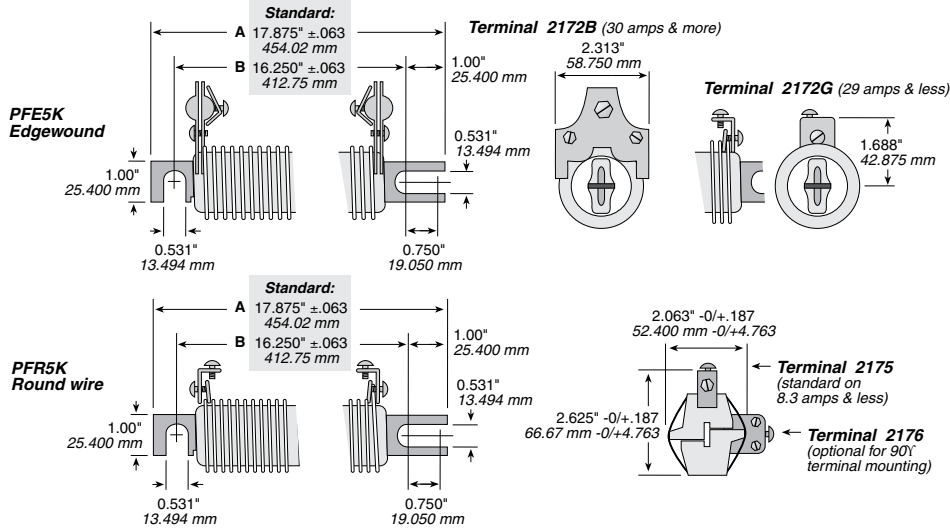
*Standard 5-section units are stocked; part numbers are listed on the following page.

(continued)

PFE and PFR Series

Powr-Rib® Edgewound Edgewound and Round Wire

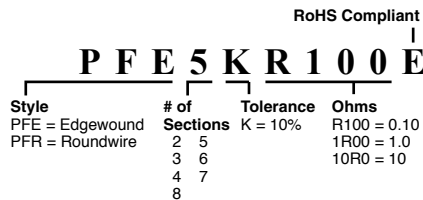
DIMENSIONS



All values for reference only;
Consult factory for details.

Size (No. of Insulator-Sections Long)	2	3	4	5 (std.)	6	7	8
Dimension A	in. 8.875 mm (225.43)	11.875 (301.63)	14.875 (377.83)	17.875 (454.03)	20.875 (530.23)	23.875 (606.43)	26.875 (682.63)
Dimension B	in. 7.250 mm (184.15)	10.250 (260.35)	13.250 (336.55)	16.250 (412.75)	19.250 (488.95)	22.250 (565.15)	25.250 (641.35)

HOW TO ORDER



EDGEWOUND					
Ohms	Part #	Watts	Amps		
0.1	✓ PFE5KR100E	1000	100		
0.12	✚ PFE5KR120E	994	91		
0.14	✚ PFE5KR140E	1100	89		
0.16	✚ PFE5KR160E	973	78		
0.18	✚ PFE5KR180E	1012	75		
0.22	✓ PFE5KR220E	1017	68		
0.25	✓ PFE5KR250E	992	63		
0.3	✚ PFE5KR300E	975	57		
0.33	✓ PFE5KR330E	962	54		
0.37	✓ PFE5KR370E	925	50		
0.5	✓ PFE5KR500E	1105	47		
0.6	✓ PFE5KR600E	1109	43		
0.67	✓ PFE5KR670E	1126	41		
0.75	✓ PFE5KR750E	1141	39		
1	✓ PFE5K1R00E	1089	33		
1.3	✓ PFE5K1R30E	1093	29		
1.6	✓ PFE5K1R60E	1082	26		
2.2	✓ PFE5K2R20E	745	18.4		
2.8	✓ PFE5K2R80E	744	16.3		
3.5	✓ PFE5K3R50E	746	14.6		
4.5	✓ PFE5K4R50E	726	12.7		
5.4	✓ PFE5K5R40E	752	11.8		
6.8	✓ PFE5K6R80E	721	10.3		
8.5	✓ PFE5K8R50E	751	9.4		

ROUNDWIRE				
Ohms	Part #	Watts	Amps	
11	✓ PFR5K11R0E	757	8.3	
13	✓ PFR5K13R0E	750	7.6	
17	✓ PFR5K17R0E	740	6.6	
20	✓ PFR5K20R0E	696	5.9	
25	✓ PFR5K25R0E	650	5.1	

✓ = Standard values
 ✚ = Non-standard values subject to minimum handling charge per item.