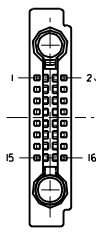


WIRING DIAGRAM : 6 CORE CABLE

CONDUCTOR DEMANTLE LENGTH	6 CORE CABLE		MOLEX I/O CONNECTOR		CONDUCTOR COLOUR REF.
	CONDUCTOR No.	CIRCUIT No.	CONDUCTOR No.	CIRCUIT No.	
11 REF	5	2	2	1	BROWN
11 REF	1	4	3	2	RED/BLUE
8 REF	6	5	4	3	WHITE
8 REF	4	10	5	4	YELLOW
13 REF	2	11	6	5	VIOLET
-	3		7	6	GREEN



SEE NOTE 7

CABLE SPECIFICATION : 6 CORE CABLE

1. CABLE TYPE : FLAT RIBBON ROUND OTHER
 SPIRAL CABLE YES NO
 NO. OF CONDUCTORS 4 6

2. CABLE REQUIREMENTS : N/A

3. CONDUCTOR SPECIFICATIONS :

CONDUCTOR	CONDUCTOR NO.	
	1 - 2	3 - 6
MATERIAL	TINNED CU	TINNED CU
A.W.G.	28	28
STRANDING QTY/PLAGE	7/36	7/30
TENSILE STRENGTH	N/A	N/A
INSULATION MATERIAL	PVC	PVC
MIN. WALL THICKNESS	0.25 REF	0.25 REF
COLOR	SEE DIAGRAM	L2 REF
OUTSIDE DIAMETER	0.8 REF	L2 REF
DIRECTION OF LAY	S	
LENGTH OF LAY	50.0 REF	
UL RATING	N/A	

SCALE 10:1

4. FILLER : PVC ENOUGH TO MAKE ROUND

5. SEPARATOR : TALS

6. SHIELD : FOIL TYPE N/A
FOIL FINISH N/A

7. DRAIN WIRE : GAUGE N/A
STRANDING N/A
REQUIREMENT N/A

8. SPIRAL BRAID : GAUGE N/A
COPPER TYPE N/A
COVERAGE N/A

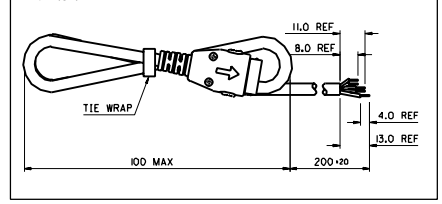
9. CABLE JACKET : TYPE PVC
FINISH MATT
HULL FINISH N/A
HARDNESS N/A
STRETCHABILITY N/A
WARNINGS *248512303A101 YEAR / MONTH M01 PRINTED IN WHITE
EVERY 400 / YEAR / MONTH OF MANUFACTURE TO IEC 62 INDEX 6.1

10. PACKAGING : PACKAGING SEE PACKAGING SPECIFICATION ESTABLISHED BY LOCAL PURCHASING AND MANUFACTURING DEPARTMENTS.

BILL OF MATERIALS

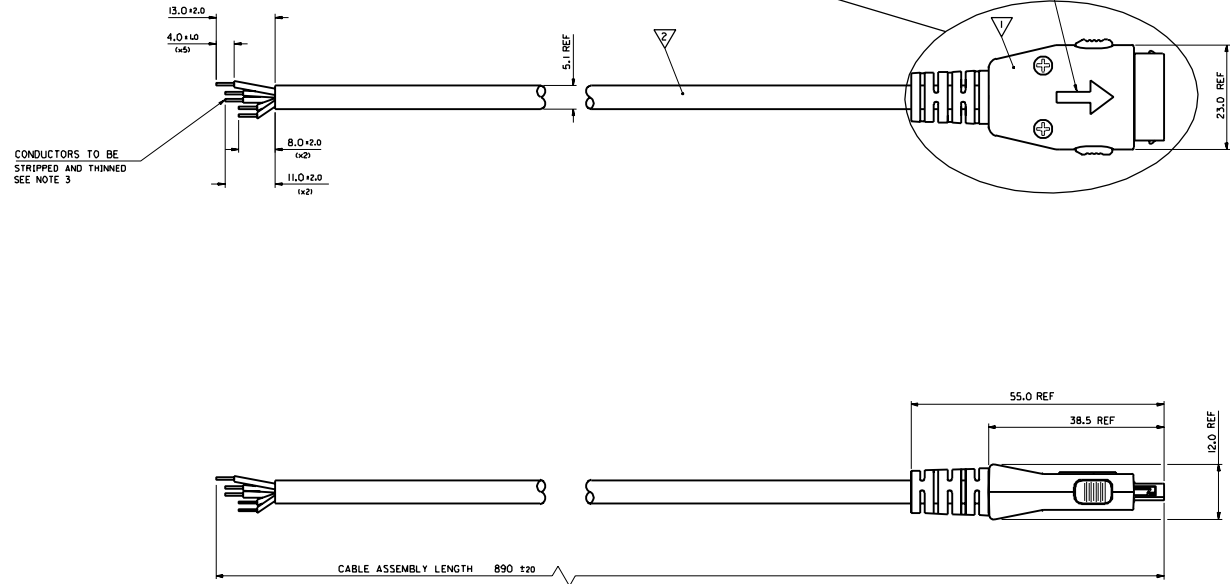
NO.	QUANTITY	SUPPLIER	DESCRIPTION	PART No.	SEE NOTE
1	1	MOLEX	16 CIRCUIT I/O MOBILE PHONE PLUG CONNECTOR	90813-0004	1, 2
2	1	MOLEX	6 CORE CABLE SEE CABLE SPECIFICATION	99036-0006	2, 3, 7

PACKAGING



NOTES:

- MATES WITH SERIES 90811 HANDSET CONNECTOR.
- ALL CONDUCTORS AND SELECTED SOLDER CUPS TO BE COVERED WITH HEAT SHRINK INSULATION TUBING AT BOTH ENDS.
- 28 AWG WIRE TO HAVE DIAMETER 0.85 MAX AFTER THINNING.
- 22 AWG WIRE TO HAVE DIAMETER 1.0 MAX AFTER THINNING.
- ONLY AVAILABLE FROM MOLEX AS PART OF A CABLE ASSEMBLY.
- SEE GROMMET SPECIFICATION ES-99038-0005.
- PACKAGING : PARTS TO BE PACKED INDIVIDUALLY IN BAGS AS SHOWN.
- CONDUCTOR 3 TO BE CUT BACK FLUSH WITH DE-MANTLE AT BOTH ENDS.



FOR PREVIOUS DRAWING ISSUES SEE MRL.

REV	DATE	DESCRIPTION
A1		WORK OUT LENGTH FOR CUT LENGTH

REVISE ONLY ON CAD SYSTEM

DATE: 04B

FILE: SYSTEM CONNECTOR PLUG CABLE ASSEMBLY

MOLEX EUROPE

90813-1021

SDA-90813-1021

SHEET NO: 1 OF 1

DATE: 96/08/30