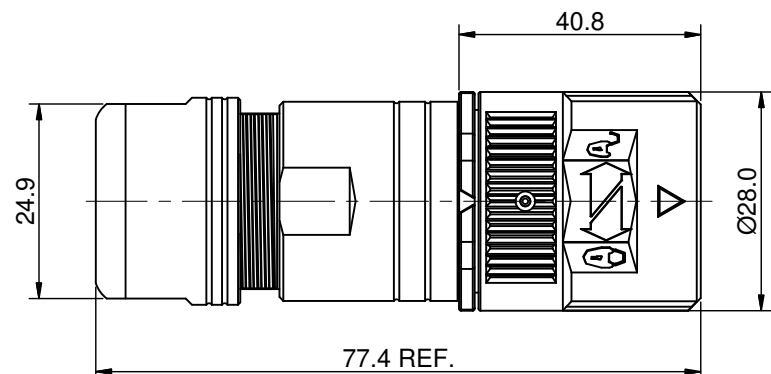
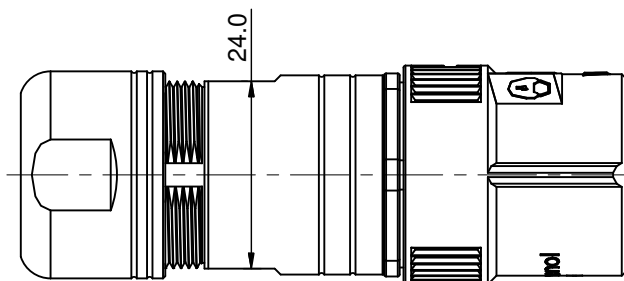
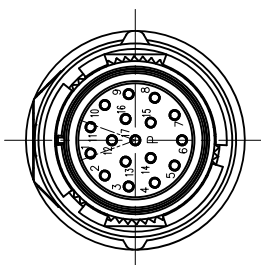


REVISIONS					
REV	ECO	DESCRIPTION	DATE	BY	APPR
A1	-	RELEASE NEW DWG FORMAT	07/22/14	DRACK	
A2	-	UPDATE THE DURABILITY	May.05,2015	DRACK	
A3	-	UPDATE THE SHAPE	APR.16,2016	DRACK	



P type, Normal Key

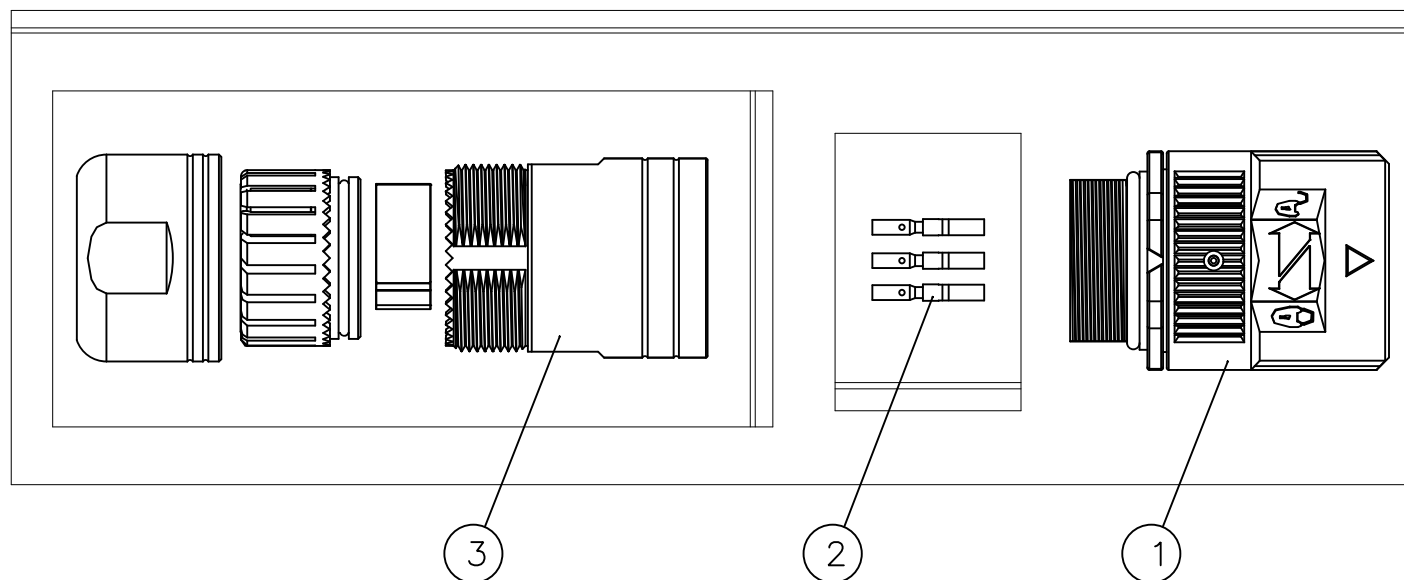


ASSEMBLED VIEW

Part Number	Cord Grip	Cable OD Range
P30738-S1	MA6CG-S1	4.5~7.5 mm
P30738-S2	MA6CG-S2	7.5~11.0 mm
P30738-S3	MA6CG-S3	11.0~15.0 mm

NOTES: UNLESS OTHERWISE SPECIFIED

- MATERIAL:
  - INSULATION INSERT: PA66,UL94 V0
  - SEAL: VITON OR EPDM
  - HOUSING BODY: ZINC DIE CAST, NICKEL PLATED
  - COUPLING NUT: COPPER ALLOY, NICKEL PLATED
  - EMI SHIELDING RING: STAINLESS STEEL
  - CONTACT: COPPER ALLOY, GOLD PLATED
- SPECIFICATIONS:
  - 2.1 CURRENT RATING: 9 AMPS
  - 2.2 VOLTAGE RATING: 125 V AC/DC
  - 2.3 CONTACT RESISTANCE: <5 mOHMS
  - 2.4 OPERATING TEMPERATURE: -20°C TO +130°C
  - 2.5 DIELECTRIC WITHSTANDING VOLTAGE: LESS THAN 2 MILLIAMPS CURRENT LEAKAGE @ 2500 VOLTS AC.
  - 2.6 DEGREE OF PROTECTION: IP67 ( MATED CONDITION )
  - 2.7 DEGREE OF POLLUTION: 3 PER UL840
  - 2.8 OVERVOLTAGE CATEGORY: III PER UL840
  - 2.9 MATING CYCLE DURABILITY: >500 CYCLES
- CORD GRIP RANGE: SEE TABLE.
- CONTACT BARREL RANGE: 18AWG TO 22AWG
- RECOMMENDED CRIMP TOOLS:
  - HAND CRIMPER: AFM8 AND SK2/2
  - PNEUMATIC CRIMPER: WA22 AND SK2/2
- EXTRACTION TOOL: 50-54931-1
- ASSEMBLY INSTRUCTIONS: S3-15225
- RoHS COMPLIANT
- ALL DIMENSIONS ARE FOR REFERENCE USE ONLY.



QUANTITY	PART NUMBER	DESCRIPTION	ITEM
1	MA6CG-Sx	CORD GRIP	3
17	SC000044	CONTACT, SOCKET, Ø1.0MM	2
1	MA2CAP1700	CONNECTOR	1

MATERIALS LIST

UNLESS OTHERWISE SPECIFIED 1) All dimensions are in metric(mm). 2) Tolerances are as follows: 1 PL DEC ±0.30   Fractions ±1/64 2 PL DEC ±0.15   Angles ±1° 3 PL DEC ±0.08		SIGNATURES DRAWN: Drack CHECKED: ENGINEER: APPROVAL:		DATE APR.16,2016
MATERIAL SPECIFICATIONS:		CUSTOMER:		<h1>Amphenol</h1> <p>Sine Systems - www.amphenol-sine.com 44724 Morley Drive Clinton Township, MI 48036</p> <p>KIT:M23A,PLUG,STRAIGHT,17POS,P TYPE SOCKET CONTACT,CHECKMATE</p>
PROCESS SPECIFICATIONS:		THIS DRAWING IS SUPPLIED FOR INFORMATION ONLY. DESIGN FEATURES, SPECIFICATIONS AND PERFORMANCE DATA SHOWN HEREON ARE THE PROPERTY OF THE AMPHENOL CORPORATION. NO RIGHTS OF REPRODUCTION ARE IMPLIED. ALL DIMENSIONS ARE SUBJECT TO NORMAL MANUFACTURING VARIATIONS.		
NEXT ASSY:		SIZE: B	TYPE: C-	
		SCALE: NONE	REVISION: A3	
		SHEET 1 OF 1		

TITLE: KIT:M23A,PLUG,STRAIGHT,17POS,P TYPE,SOCKET CONTACT,CHECKMATE

DWG NO:

P30738-Sx

REV: A3

SH: 1

OF: 1