

.290" MOUNT PANEL LIGHT SOCKETS

90 Series Mounting Hardware

- Sockets for 90 Series Panel Lights
- Mounting Hole Diameter: $\varnothing.375"$ - $\varnothing.385"$.
- Panel Thickness: Max: 0.80"

TO ORDER, FOLLOW THE EXAMPLE:

Select one **BOLD** component from each SHADED column in the tables below.

1 Model	2 Lens Diffusion	3 Lens Color
L92	-C	R

→ Part Number **L92-CR**

90 SERIES SOCKETS & HARDWARE

1 Model	Description	Mating Components
PS90 ^[1]	90 Series Socket, Solder Terminals	C905, C91, C94, C96, C961, C964
PS90T ^[1]	90 Series Socket, Turret Terminals	C905, C91, C94, C96, C961, C964
RC90	Retaining Collar	PS90, PS90T
SH90	Wiring Plug	905, 91, 94, 96, 961, 964, C905, C91, C94, C96, C961, C964
CSH90	Wiring Plug with collar	905, 91, 94, 96, 961, 964, C905, C91, C94, C96, C961, C964
TC9	90 Series Mounting Clip	905, 91, 94, 96, 961, 964, C905, C91, C94, C96, C961, C964
NW9	90 Series Mounting Washer (neoprene)	905, 91, 94, 96, 961, 964, C905, C91, C94, C96, C961, C964

90 SERIES LENS (For use with PS90 or PS90T Socket with Model C905 Panel Light)

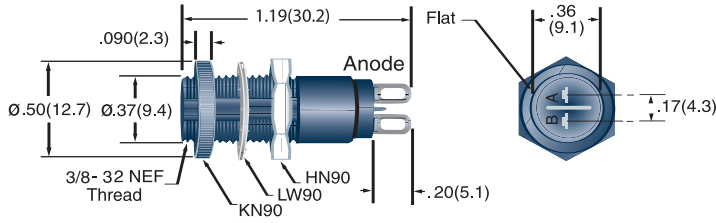
1 Model	2 Lens Diffusion	3 Lens Color
L92	-C Clear	R Red
	-N Diffused	A Amber
		Y Yellow
		G Green
		B Blue
		W Water Clear
		-S Smoke ^[2]



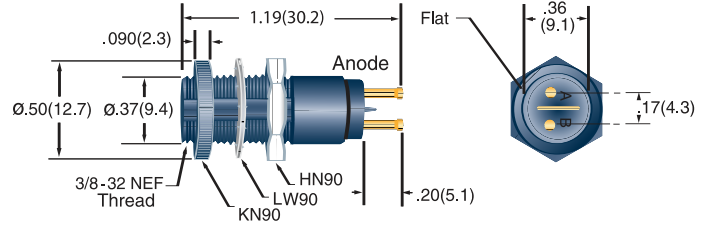
[1] Hardware Assembled.

[2] Omit Lens Diffusion Code (e.g. L92-S).

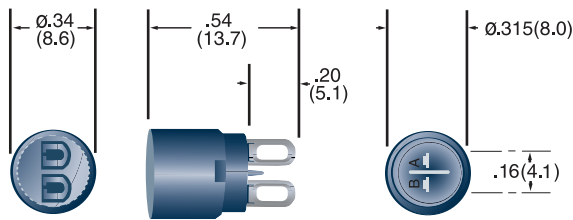
PS90



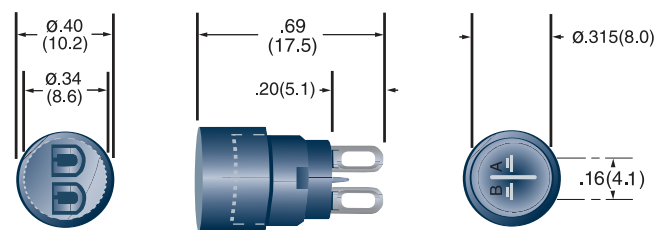
PS90T



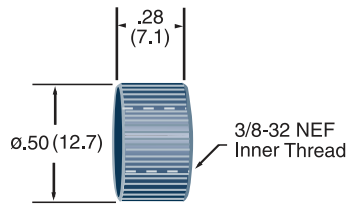
SH90



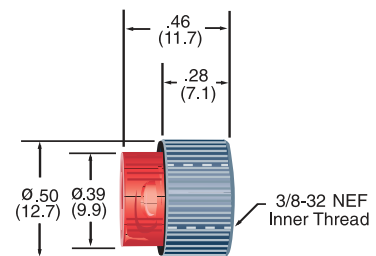
CSH90



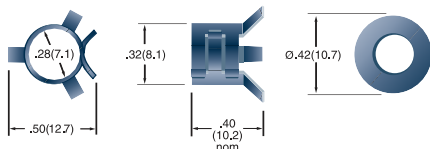
RC90-B



L92



TC9 & NW9 Mounting Hardware



All dimensions are in inches (mm)

Tolerances: $.xx(.x) \pm .025(.63)$ / $.xxx(.xx) \pm .010(.25)$

Specifications are subject to change without notice.