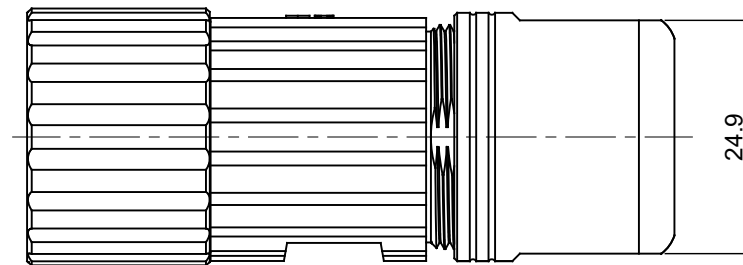
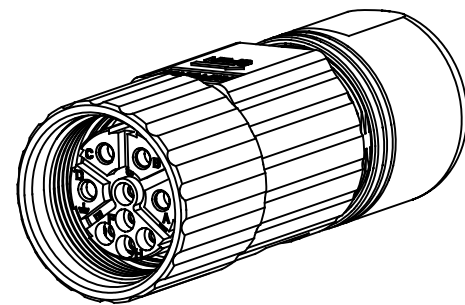
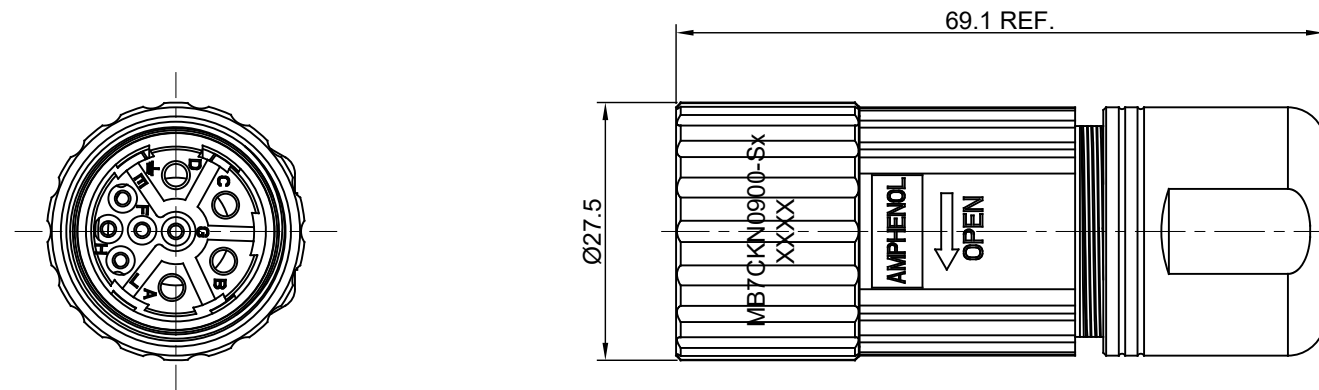


REVISIONS					
REV	ECO	DESCRIPTION	DATE	BY	APPR
A1	-	FIRST RELEASE	Oct.30,2017	White	Tommy
A2	-	ADDED ITEM 5 TO BOM	12/13/2021	RO	RO



NOTES: UNLESS OTHERWISE SPECIFIED

- MATERIAL:
 - INSULATION INSERT: PA66, UL94 V0
 - SEAL: VITON, EPDM
 - HOUSING BODY: ZINC DIE CAST, NICKEL PLATED
 - COUPLING NUT: COPPER ALLOY, NICKEL PLATED
 - CONTACT: COPPER ALLOY, GOLD PLATED
- SPECIFICATIONS:
 - 2.1 CURRENT RATING: SIGNAL: 10 AMPS
POWER: 30AMPS
 - 2.2 VOLTAGE RATING: SIGNAL: 250V AC/DC
POWER: 630V AC/DC
 - 2.3 CONTACT RESISTANCE: SIGNAL: <5 mOHMS
POWER: <3 mOHMS
 - 2.4 OPERATING TEMPERATURE: -20°C TO +130°C
 - 2.5 DIELECTRIC WITHSTANDING VOLTAGE: LESS THAN 2 MILLIAMPS CURRENT LEAKAGE @ SIGNAL: 2500VOLTS AC.
POWER: 6000 VOLTS AC.
 - 2.6 DEGREE OF PROTECTION: IP67 (MATED CONDITION)
 - 2.7 DEGREE OF POLLUTION: 3 PER UL840
 - 2.8 OVERVOLTAGE CATEGORY: III PER UL840
 - 2.9 MATING CYCLE DURABILITY: >500 CYCLES
 - 2.10 RoHS COMPLIANT

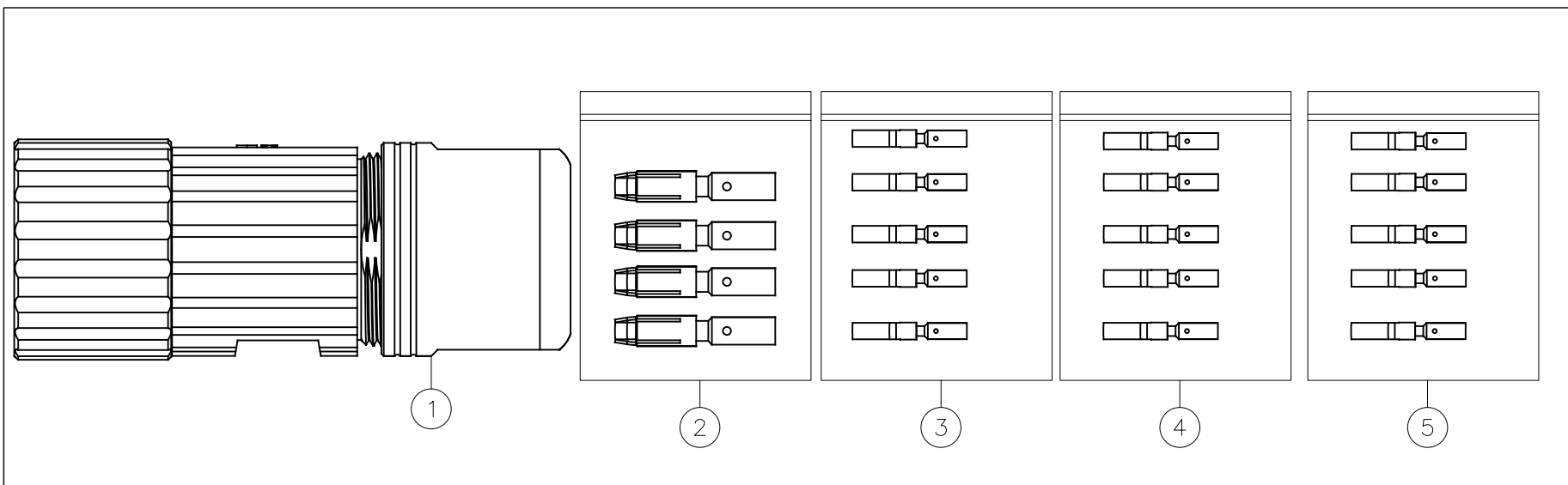
3. ALL DIMENSIONS ARE FOR REFERENCE USE ONLY.

Item	Part number	Connector P/N	Cable OD Range
1	MB7CKN0900-S1-KIT	MB7CKN0900-S1	7.5~11.0 mm
2	MB7CKN0900-S2-KIT	MB7CKN0900-S2	11.0~14.5 mm
3	MB7CKN0900-S3-KIT	MB7CKN0900-S3	14.5~17.0 mm

4	SC000523	M23B, ELITE SERIES, 2.0MM SOCKET	5
5	SC000385	Socket contact, 1.0mm, Crimp 24~28AWG	4
5	SC000259	Socket contact, 1.0mm, Crimp 18~22AWG	3
4	SC000260	Socket contact, 2.0mm, Crimp 14~18AWG	2
1	MB7CKN0900-Sx	CONNECTOR	1
QUANTITY	PART NUMBER	DESCRIPTION	ITEM

MATERIALS LIST

UNLESS OTHERWISE SPECIFIED		SIGNATURES		DATE	<h1>Amphenol</h1> <p>Sine Systems - www.amphenol-sine.com 44724 Morley Drive Clinton Township, MI 48036</p>								
1) All dimensions are in metric (mm).		DRAWN:	White	Oct.30,17									
2) Tolerances are as follows:		CHECKED:	Tod	Oct.30,17									
1 PL DEC ±0.30 2 PL DEC ±0.15 3 PL DEC ±0.08		ENGINEER:											
3) Note reference =		APPROVAL:	Tommy	Oct.30,17	<p>KIT;M23B,PLUG,STRAIGHT,9(4+5)POS</p>								
MATERIAL SPECIFICATIONS:		CUSTOMER:											
PROCESS SPECIFICATIONS:		THIS DRAWING IS SUPPLIED FOR INFORMATION ONLY. DESIGN FEATURES, SPECIFICATIONS AND PERFORMANCE DATA SHOWN HEREON ARE THE PROPERTY OF THE AMPHENOL CORPORATION. NO RIGHTS OF REPRODUCTION ARE IMPLIED. ALL DIMENSIONS ARE SUBJECT TO NORMAL MANUFACTURING VARIATIONS.			<table border="1"> <tr> <td>SIZE</td> <td>TYPE</td> <td>DWG NO.</td> <td>REVISION</td> </tr> <tr> <td>B</td> <td>C-</td> <td>MB7CKN0900-Sx-KIT</td> <td>A2</td> </tr> </table>	SIZE	TYPE	DWG NO.	REVISION	B	C-	MB7CKN0900-Sx-KIT	A2
SIZE	TYPE	DWG NO.	REVISION										
B	C-	MB7CKN0900-Sx-KIT	A2										
NEXT ASSY:		SCALE: NONE		SHEET 1 OF 1									



TITLE: KIT;M23B,PLUG,STRAIGHT,9(4+5)POS

DWG NO: MB7CKN0900-Sx-KIT

REV: A2

SH: 1

OF: 1