


# eTEC Series HV56,72,F2,0203,GG Thin Film Thermoelectric Module



The eTEC Series is a thin film thermoelectric module (TEM) with high heat flux density. Due to its size, input power requirements and heat pumping capacity this device is suited for use in applications to stabilize the temperature of sensitive optical components in telecom and photonics industries.

The eTEC HV56 can produce 6.5 Watts of cooling capacity at 25°C ambient in a 13 mm<sup>2</sup> footprint. Assembled with thin film semiconductor material and thermally conductive Aluminum Nitride ceramics, the eTEC Series is designed for lower current applications with tight geometric space constraints. Custom designs are available to accommodate metallization, pretin solder and ceramic patterns, however MOQ applies.

## FEATURES

- Micro Footprint
- High Heat Pumping Density
- Precise Temperature Control
- Reliable Solid State Operation
- <2 ms Response Time
- RoHS Compliant

## APPLICATIONS

- Laser Diodes
- Photodiodes
- Infrared (IR) Sensors
- Pump Lasers
- Crystal Oscillators
- Optical Transceivers

### PERFORMANCE SPECIFICATIONS

Hot Side Temperature (°C)	25°C	50°C
Qmax (Watts)	6.5	6.8
Delta Tmax (°C)	47	50
I <sub>max</sub> (Amps)	1.1	1.1
V <sub>max</sub> (Volts)	9.6	10.4
Qmax / area (W/cm <sup>2</sup> )	78	81
Electrical Resistance (Ohms)	7.0	8.0
Thermal Resistance (K/W)	10	10

### PACKAGE ASSEMBLY CONDITIONS

Max Time Exposure > 290°C	60 sec
Peak Assembly Temperature	325°C

### TEMPERATURE CONDITIONS

Max Operating Temperature	150°C
---------------------------	-------

### OPERATING CONDITIONS

Max rate of change of current	1.75 Amps/sec
-------------------------------	---------------

Americas: +1 888.246.9050

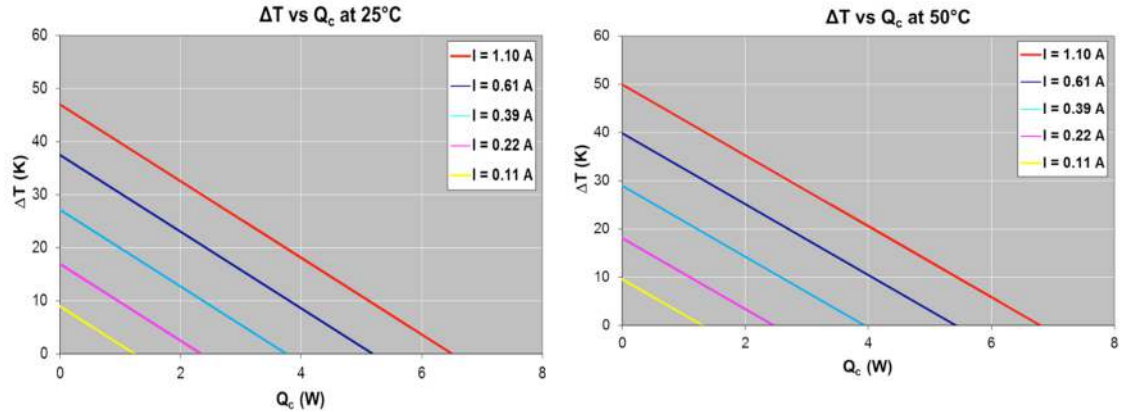
Europe: +46.31.420530

Asia: +86.755.2714.1166

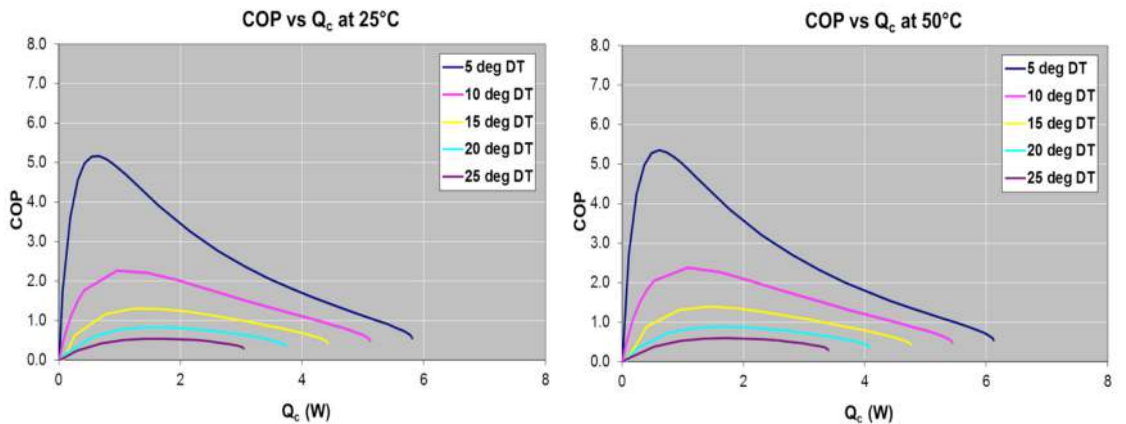
clv.customerpos@lairdtech.com

www.lairdtech.com

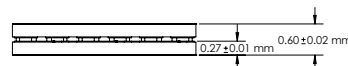
### PERFORMANCE CURVES



### COEFFICIENT OF PERFORMANCE

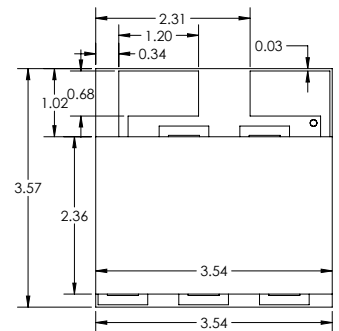


### ISOMETRIC DRAWING



#### Standard

- Au metallization on exterior ceramic substrate surfaces
- Au wire bondable pads on hot side ceramic for lead attachment



### OPERATING TIPS

- Maintain good surface contact on heat dissipation mechanism prior to operation
- Do not exceed  $V_{max}$  or  $I_{max}$  values to maintain peak performance

THR-DS-eTEC-HV56 1113

Any information furnished by Laird Technologies, Inc. and its agents is believed to be accurate and reliable. All specifications are subject to change without notice. Responsibility for the use and application of Laird Technologies materials rests with the end user. Laird Technologies makes no warranties as to the fitness, merchantability, suitability or non-infringement of any Laird Technologies materials or products for any specific or general uses. Laird Technologies shall not be liable for incidental or consequential damages of any kind. All Laird Technologies products are sold pursuant to the Laird Technologies' Terms and Conditions of sale in effect from time to time, a copy of which will be furnished upon request. © Copyright 2013 Laird Technologies, Inc. All Rights Reserved. Laird, Laird Technologies, the Laird Technologies Logo, and other marks are trade marks or registered trade marks of Laird Technologies, Inc. or an affiliate company thereof. Other product or service names may be the property of third parties. Nothing herein provides a license under any Laird Technologies or any third party intellectual property rights.