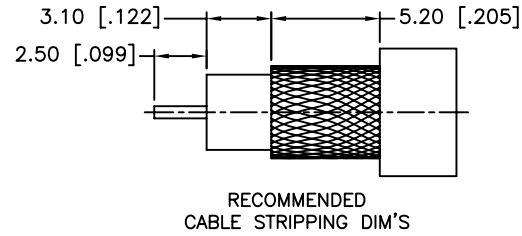
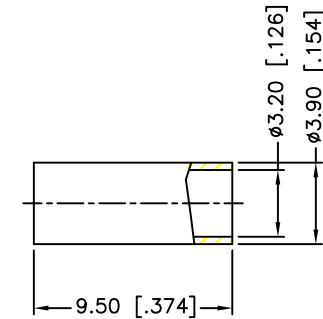
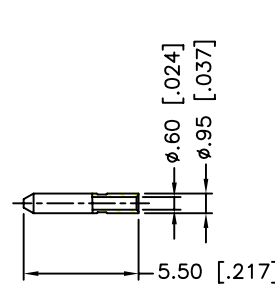
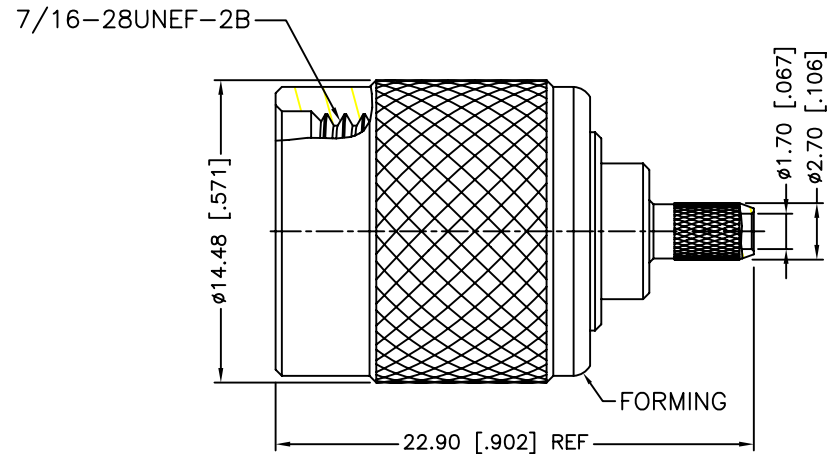


REV.	DATE	ECR NO.	DESCRIPTION
A	06/20/12	2309	UPDATE DRAWING FORMAT



NOTES:

- CRIMPED FERRULE HEX CRIMP SIZE .128"
- CONTACT PIN CAN BE SOLDERED, OR USE 4-WAY INDENT TOOL #47001
- ELECTRICAL:
 - IMPEDANCE: 50 OHM
 - FREQUENCY RANGE: DC - 11 GHz
 - VSWR(RETURN LOSS): 1.3 MAX.
 - DIELECTRIC WITHSTANDING VOLTAGE: 1500 VRMS, MIN.
- MECHANICAL:
 - DURABILITY: 500 CYCLES MIN.
 - TEMPERATURE RANGE: -65° C TO +165° C



10	FERRULE	BRASS	NICKEL	1
9	CONTACT PIN	BRASS	GOLD	1
8	WASHER	BRASS	NICKEL	1
7	RING	DELTRIN	NATURAL	1
6	RETAINER RING	BRASS	NICKEL	1
5	GASKET	RUBBER	RED	1
4	CONTACT PIN	PHOSPHOR BRONZE	GOLD	1
3	INSULATOR	DELTRIN	NATURAL	1
2	BODY	BRASS	NICKEL	1
1	SHELL	BRASS	NICKEL	1
	DESCRIPTION	MATERIAL	FINISH	QTY

UNLESS OTHERWISE SPECIFIED DIMENSIONS ARE IN MILLIMETERS. DIMENSIONS IN [] ARE IN INCHES AND FOR CUSTOMER REFERENCE ONLY.

UNLESS OTHERWISE SPECIFIED TOLERANCES FOR MILLIMETERS ARE:
 0.5 - 8mm ± 0.20mm
 8 - 30mm ± 0.40mm
 30 - 120mm ± 0.50mm

UNLESS OTHERWISE SPECIFIED TOLERANCES FOR INCHES ARE:
 .020 - .315 = ± 0.007"
 .315 - 1.180 = ± 0.015"
 1.180 - 4.724 = ± 0.020"

DO NOT SCALE DRAWING

APPROVALS		DATE
DRAWN	R.MAO	06/20/12
CHECKED		
ISSUED		
SHEET	1 OF 1	
CAD FILE	C:/CONNEX/122118.DWG	

Amphenol Connex

PART DESCRIPTION			
TNC CRIMP PLUG (FOR RG-174/U,188A/U,316/U)			
PART NO.			
122118			
DWG. NO.	122118.DWG	REV.	A
SIZE	A	SCALE	NA