

# ADAM 3900 Series




## ADAM-3909

DB9 DIN-rail Wiring Board

### Features

- Dimensions (W x L x H): 45 x 77.5 x 51 mm (3.1" x 1.8" x 2.0")
- Ordering Information:  
ADAM-3909-AE: DB9 DIN-rail Wiring Board




## ADAM-3951

50-pin DIN-rail Wiring Board w/ LED Indicators

### Features

- Dimensions (W x L x H): 77.5 x 179.5 x 41.5 mm (3.1" x 7.1" x 1.6")
- Ordering Information:  
ADAM-3951-BE: 50-pin DIN-rail Wiring Board w/ LED Indicators  
PCL-10250-1E: SCSI-100 to 2\*SCSI-50 Shielded Cable, 1 m  
PCL-10250-2E: SCSI-100 to 2\*SCSI-50 Shielded Cable, 2 m



## ADAM-39100

100-pin DIN-rail SCSI Wiring Board

### Features

- Dimensions (W x L x H): 80 x 230 x 42 mm (3.14" x 9.05" x 1.65")
- Ordering Information:  
ADAM-39100-BE: 100-pin DIN-rail SCSI Wiring Board  
PCL-101100S-1E: Mini-SCSI-100 Shielded Cable, 1 m  
PCL-101100R-1E: SCSI-100 Shielded Cable with Ribbon type, 1 m



## ADAM-3920

20-pin DIN-rail Flat Cable Wiring Board

### Features

- Dimensions (W x L x H): 67.5 x 77.5 x 51 mm (2.7" x 3.1" x 2.0")
- Ordering Information:  
ADAM-3920-AE: 20-pin DIN-rail Flat Cable Wiring Board  
PCL-10120-1E: 20-pin Flat Cable, 1 m




## ADAM-3925

DB25 DIN-rail Wiring Board

### Features

- Dimensions (W x L x H): 56.3 x 77.5 x 51 mm (2.2" x 3.1" x 2.0")
- Ordering Information:  
ADAM-3925-AE: DB25 DIN-rail Wiring Board  
PCL-10125-1E: DB25 DIN-rail Wiring Board, 1 m



## ADAM-3937

DB37 DIN-rail Wiring Board

### Features

- Dimensions (W x L x H): 87.2 x 112.5 x 51 mm (3.4" x 4.4" x 2.0")
- Ordering Information:  
ADAM-3937-BE: DB37 DIN-rail Wiring Board  
PCL-10137-1E: DB37 Cable, 1 m  
PCL-10137H-1E: High-Speed DB37 Cable, 1 m




## ADAM-3950

**50-pin DIN-rail Flat Cable Wiring Board**

### Features

- Dimensions (W x L x H): 77.5 x 146.3 x 51 mm (3.1" x 5.8" x 2.0")
- Ordering Information:  
ADAM-3950-AE: 50-pin DIN-rail Flat Cable Wiring Board  
PCL-10150-1.2E: 50-pin Flat Cable, 1.2 m




## ADAM-3951

**50-pin DIN-rail Wiring Board w/ LED Indicators**

### Features

- Dimensions (W x L x H): 77.5 x 179.5 x 41.5 mm (3.1" x 7.1" x 1.6")
- Ordering Information:  
ADAM-3951-BE: 50-pin DIN-rail Wiring Board w/ LED Indicators  
PCL-10250-1E: SCSI-100 to 2\*SCSI-50 Shielded Cable, 1 m  
PCL-10250-2E: SCSI-100 to 2\*SCSI-50 Shielded Cable, 2 m




## ADAM-3962

**DB62 DIN-rail Wiring Board**

### Features

- Dimensions (W x L x H): 77.5 x 124.5 x 63.5 mm (3.1" x 4.9" x 2.5")
- Ordering Information:  
ADAM-3962-AE: DB62 DIN-rail Wiring Board  
PCL-10162-1E: Double-shielded cable with DB-62 connectors, 1 m  
PCL-10162-3E: Double-shielded cable with DB-62 connectors, 3 m



## ADAM-3968

**68-pin DIN-rail SCSI Wiring Board**

### Features

- Dimensions (W x L x H): 77.5 x 191.2 x 51 mm (3.1" x 8.4" x 2.0")
- Ordering Information:  
ADAM-3968-AE: 68-pin DIN-rail SCSI Wiring Board  
PCL-10268-1E: SCSI-100 to 2\*SCSI-68 Ribbon-Type Cable, 1 m  
PCL-10168-1E: SCSI-68 Shielded Cable, 1 m  
PCL-10168H-1E: SCSI shield cable with noise rejection, 1 m



## ADAM-3968/50

**68-Pin to Two 50-Pin Converter Module**

### Features

- Dimensions (W x L x H): 77 x 101 x 54.3 mm (3.0" x 4.0" x 2.1")
- Ordering Information:  
ADAM-3968/50-AE: 68-Pin to Two 50-Pin Converter Module  
PCL-10268-1E: SCSI-100 to 2\*SCSI-68 Ribbon-Type Cable, 1 m  
PCL-10168-1E: SCSI-68 Shielded Cable, 1 m  
PCL-10168H-1E: SCSI shield cable with noise rejection, 1 m