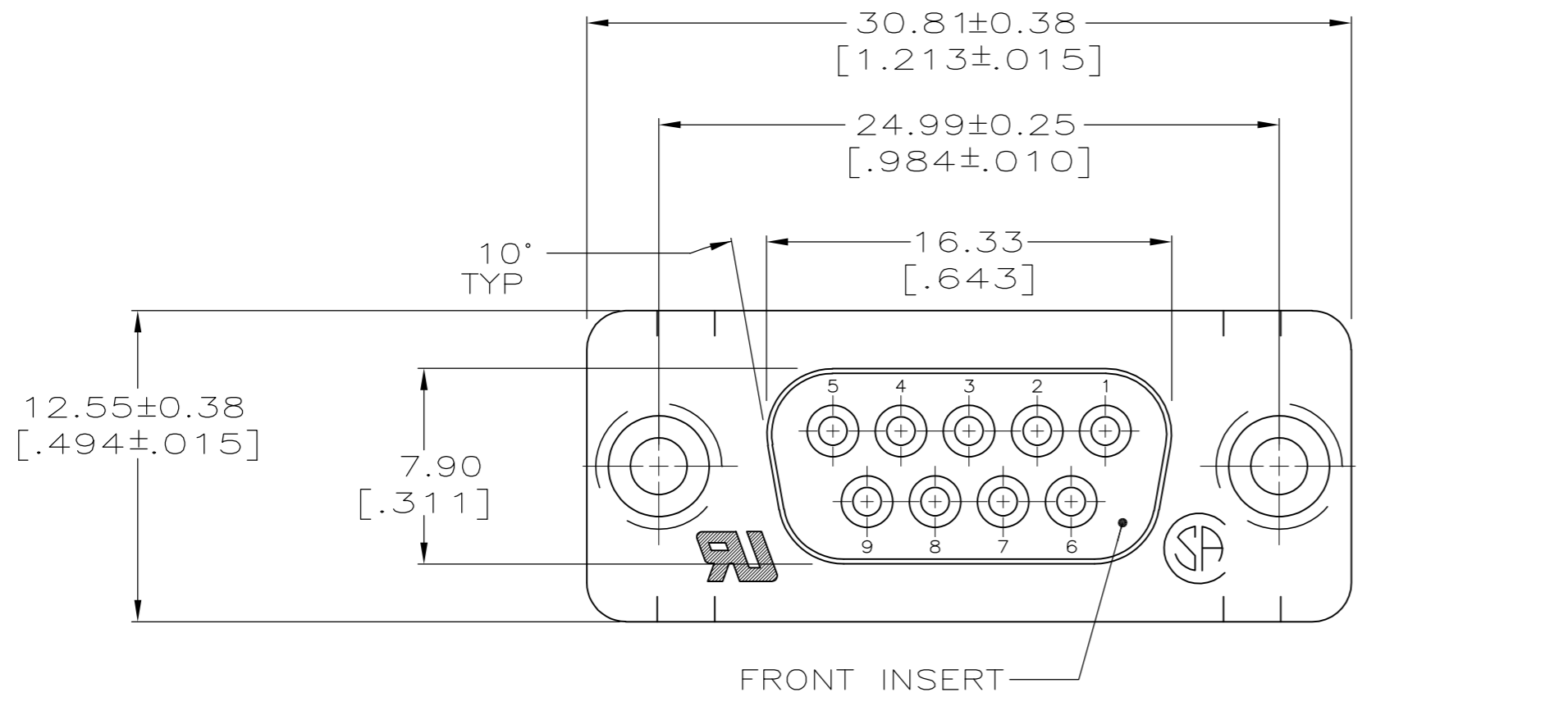
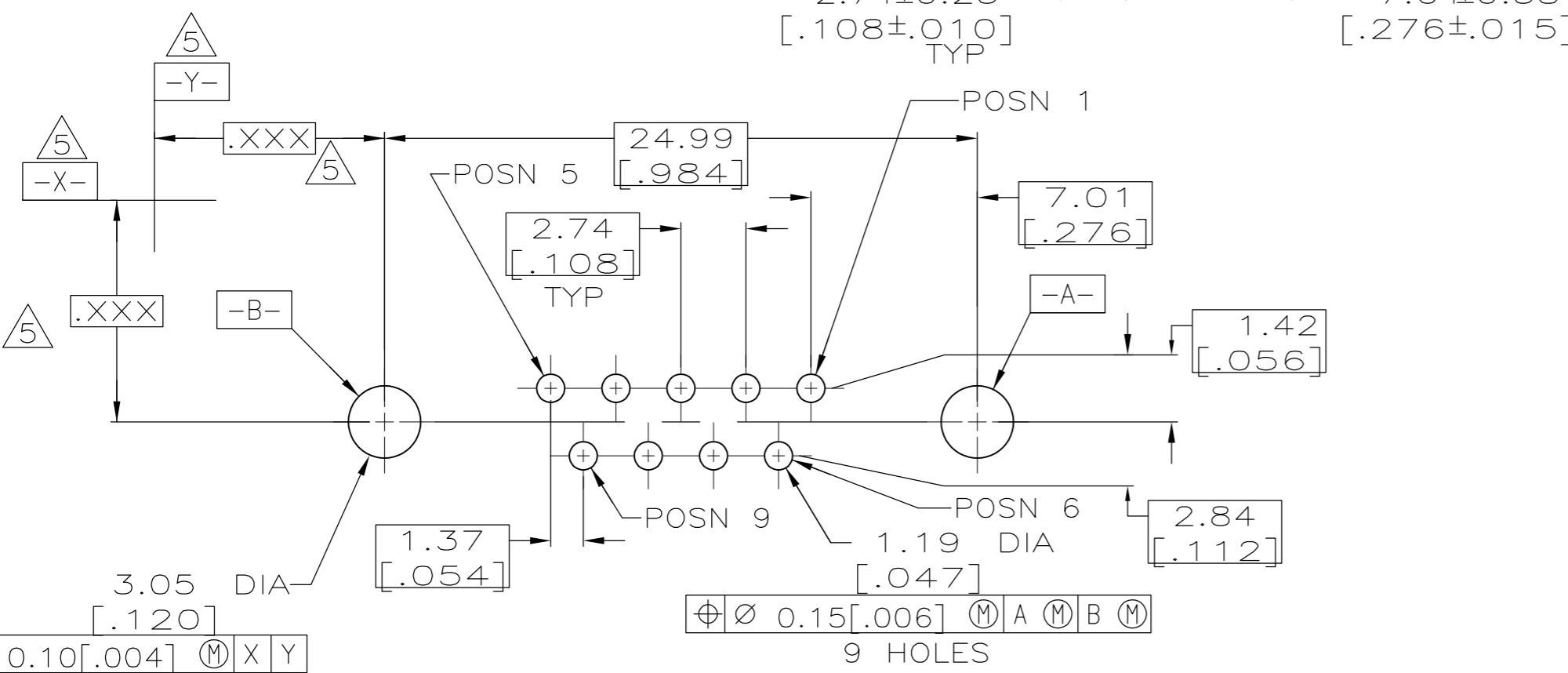
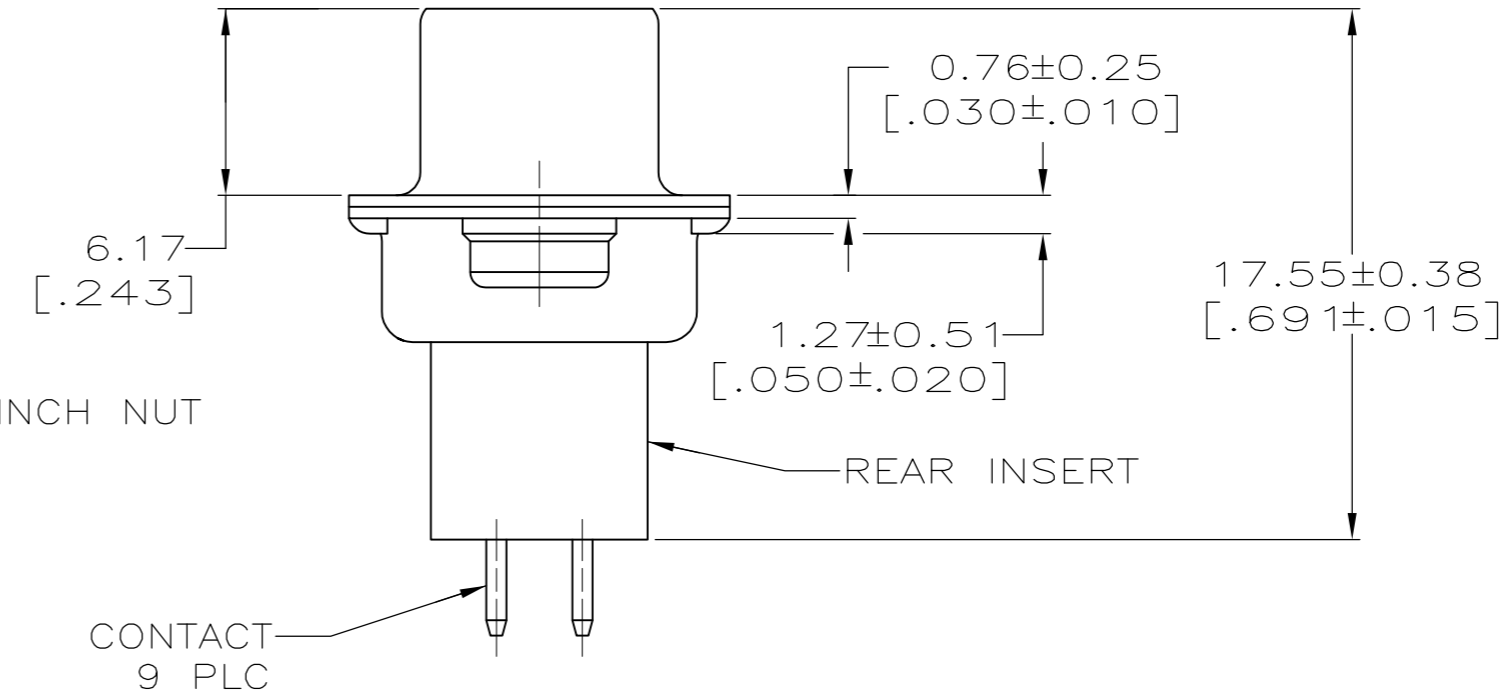
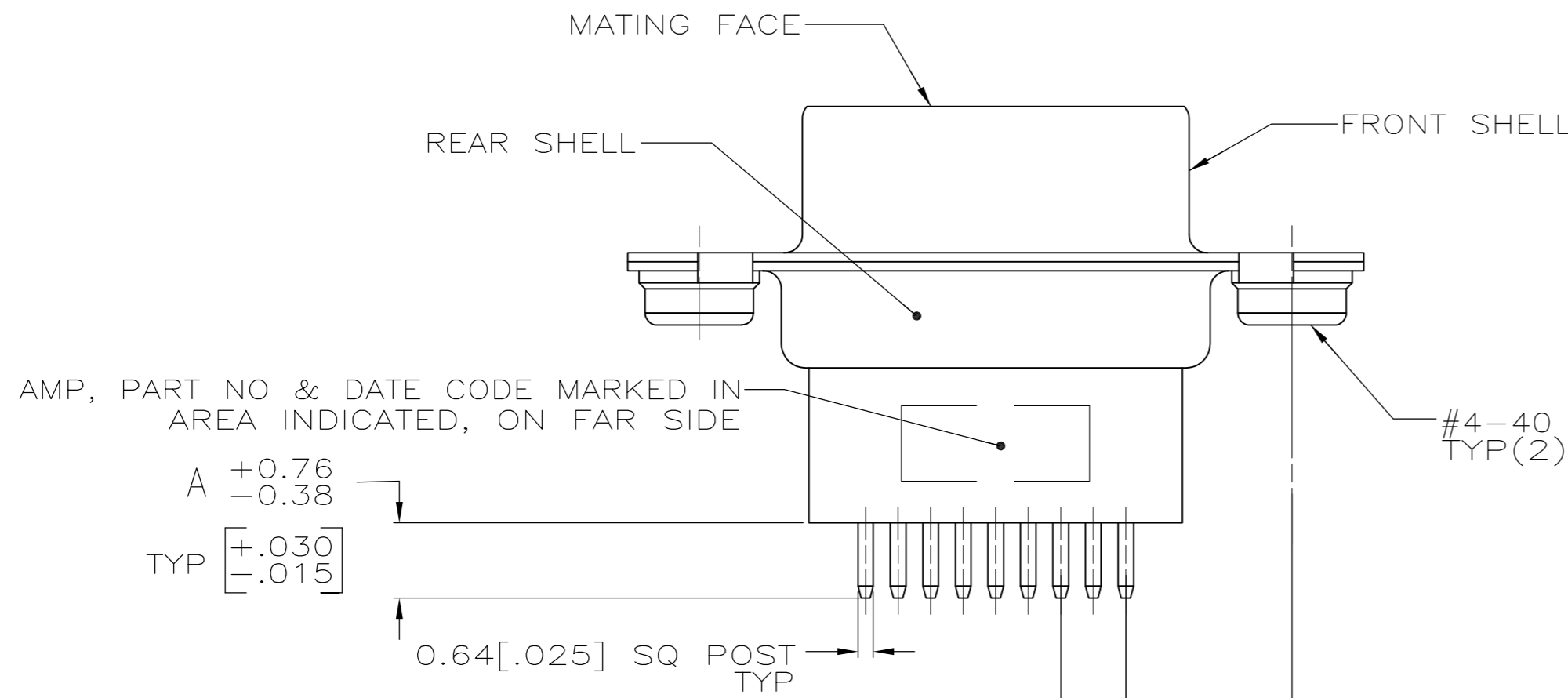


THIS DRAWING IS UNPUBLISHED. RELEASED FOR PUBLICATION
 © COPYRIGHT BY TYCO ELECTRONICS CORPORATION. ALL RIGHTS RESERVED.

LOC		DIST		REVISIONS			
P	LTR	DESCRIPTION	DATE	DWN	APVD		
GP	00						
J		REVISED PER ECO-10-000073	08FEB2010	CR	SB		



- ① MOLDED PARTS: BLACK NYLON OR POLYESTER, UL 94V-0 RATED, GLASS FILLED;
CONTACTS: PHOSPHOR BRONZE
SHELLS: CARBON STEEL
CLINCH NUT: CARBON STEEL
- ② GOLD FLASH FOR LENGTH OF 1.90 [.075] MIN FROM MATING END, 2.54µm [.000100] MIN TIN-LEAD FOR A LENGTH OF DIMENSION A FROM OPPOSITE END, BOTH OVER 1.27µm [.000050] MIN NICKEL.
- ③ 0.76µm [.000030] MIN GOLD FOR LENGTH OF 1.90 [.075] MIN FROM MATING END, 2.54µm [.000100] MIN TIN-LEAD FOR A LENGTH OF DIMENSION A FROM OPPOSITE END, BOTH OVER 1.27µm [.000050] MIN NICKEL.
-OR-
GOLD FLASH OVER PALLADIUM-NICKEL, 0.76µm [.000030] MIN TOTAL FOR A LENGTH OF 1.90 [.075] MIN FROM MATING END, 2.54µm [.000100] MIN TIN-LEAD FOR A LENGTH OF DIMENSION A FROM OPPOSITE END, BOTH OVER 1.27µm [.000050] MIN NICKEL.
- ④ SHELLS: 5.08µm [.000200] MIN TIN OVER 2.54µm [.000100] MIN COPPER
CLINCH NUT: ZINC PLATED WITH CLEAR CHROMATE COATING.
- ⑤ DATUMS AND BASIC DIMENSIONS ESTABLISHED BY CUSTOMER.



RECOMMENDED PC BOARD LAYOUT
CONNECTOR SIDE OF BOARD

CONTACT FINISH	DIMENSION A	PART NUMBER
OBSOLETE	③ 16.54 [.651]	747190-8
OBSOLETE	② 16.54 [.651]	747190-7
SUPSD BY 747190-4	③ 10.85 [.427]	747190-6
SUPSD BY 747190-4	② 10.85 [.427]	747190-5
	③ 4.78 [.188]	747190-4
OBSOLETE	② 4.78 [.188]	747190-3
	③ 3.18 [.125]	747190-2
	② 3.18 [.125]	747190-1

THIS DRAWING IS A CONTROLLED DOCUMENT.		DWN	J.GERACE	3-11-83
DIMENSIONS:		CHK	J.GERACE	4-28-83
mm [INCHES]		APVD	J. ASSINI	4-29-83
TOLERANCES UNLESS OTHERWISE SPECIFIED:		NAME		
0 PLC	± -	Tyco Electronics Corporation Harrisburg, PA 17105-3608		
1 PLC	± -	RECEPTACLE ASSEMBLY, SIZE 1, 9 POS., VERTICAL, .025 SQ. POSTS, W/CLINCH NUTS, AMPLIMITE		
2 PLC	± .013 [.005]	PRODUCT SPEC	108-40025	
3 PLC	± -	APPLICATION SPEC	114-40013	
4 PLC	± -	WEIGHT	-	
ANGLES	± 2'	SIZE		
FINISH		CAGE CODE		
①	④	DRAWING NO		
MATERIAL		A2 00779		
		CUSTOMER DRAWING		
		SCALE		SHEET
		4:1		1 of 1
		REV		J