

## Interface module - VIP-2/PT/D37SUB/M/SO - 2904278

Please be informed that the data shown in this PDF Document is generated from our Online Catalog. Please find the complete data in the user's documentation. Our General Terms of Use for Downloads are valid (<http://download.phoenixcontact.com>)



VARIOFACE module, with push-in connections and male D-subminiature pin strip, for mounting on NS 35 rails, 37-pos.

The figure shows a version with a screw connection

### Product Features

- These VARIOFACE modules are used in combination with the relevant front adapters



### Key commercial data

Packing unit	1 pc
Weight per Piece (excluding packing)	218.3 GRM
Custom tariff number	85369010
Country of origin	United States

### Technical data

#### Dimensions

Width	102.8 mm
Height	72.1 mm
Depth	46.6 mm

#### Ambient conditions

Ambient temperature (operation)	-20 °C ... 50 °C
Ambient temperature (storage/transport)	-20 °C ... 70 °C

#### General

Nominal voltage $U_N$	125 V AC/DC
Max. current carrying capacity per branch	2 A
Number of positions	37

## Interface module - VIP-2/PT/D37SUB/M/SO - 2904278

### Technical data

#### General

Status display	No
Mounting position	any
Standards/regulations	EN 50178
Pollution degree	2
Surge voltage category	II
Rated surge voltage	1.2 kV

#### Connection data for connection 1

Connection name	PCB connection
Connection in acc. with standard	IEC / EN
Connection method	Push-in connection
Number of positions	37
Conductor cross section solid min.	0.14 mm <sup>2</sup>
Conductor cross section solid max.	4 mm <sup>2</sup>
Conductor cross section stranded min.	0.14 mm <sup>2</sup>
Conductor cross section stranded max.	2.5 mm <sup>2</sup>
Conductor cross section AWG/kcmil min.	26
Conductor cross section AWG/kcmil max	14
Stripping length	8 mm

#### Connection data for connection 2

Connection name	D-SUB connection
Number of connections	1
Connection method	D-SUB pin strip
Number of positions	37

#### Supported controller

Controller	HONEYWELL C300
- suitable I/O card	TDIL01 (non-redundant)
	TDOB01 (non-redundant)
	TAOX01 (non-redundant)
	TAIX01 (non-redundant)
	TDIL11 (redundant)
	TDOB11 (redundant)
	TAOX11 (redundant)
	TAIX11 (redundant)

## Interface module - VIP-2/PT/D37SUB/M/SO - 2904278

### Classifications

#### eCl@ss

eCl@ss 4.0	27250313
eCl@ss 4.1	27250313
eCl@ss 5.0	27250313
eCl@ss 5.1	27250313
eCl@ss 6.0	27242608
eCl@ss 7.0	27141152
eCl@ss 8.0	27141152

#### ETIM

ETIM 3.0	EC001604
ETIM 4.0	EC001604
ETIM 5.0	EC001604

#### UNSPSC

UNSPSC 6.01	30211824
UNSPSC 7.0901	39121421
UNSPSC 11	39121421
UNSPSC 12.01	39121421
UNSPSC 13.2	39121421

### Approvals

#### Approvals

---

#### Approvals

CSA / UL Recognized / cUL Recognized / cULus Recognized

---

#### Ex Approvals

---


#### Approvals submitted


---


#### Approval details


## Interface module - VIP-2/PT/D37SUB/M/SO - 2904278

### Approvals

CSA 	
mm <sup>2</sup> /AWG/kcmil	26-14
Nominal current I <sub>N</sub>	2 A
Nominal voltage U <sub>N</sub>	105 V

UL Recognized 	
mm <sup>2</sup> /AWG/kcmil	26-14
Nominal current I <sub>N</sub>	2 A
Nominal voltage U <sub>N</sub>	125 V

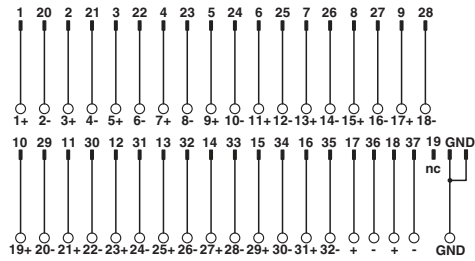
cUL Recognized 	
mm <sup>2</sup> /AWG/kcmil	26-14
Nominal current I <sub>N</sub>	2 A
Nominal voltage U <sub>N</sub>	125 V

cULus Recognized 	
--	--

### Drawings

## Interface module - VIP-2/PT/D37SUB/M/SO - 2904278

Circuit diagram



Connection scheme VIP-2/SC/D37SUB/M/SO