



Directional 6 dB SMA Coupler From 4 GHz to 18 GHz Rated to 50 Watts

Couplers Technical Data Sheet

PE2CP1100

Features

- 4 to 18 GHz
- 50 Watts CW Max Power
- 6 dB Coupling Value
- Directional SMA Coupler
- Meets Standards for Humidity, Shock, Vibration, Altitude

Applications

- Communications Systems
- CDMA, GSM, LTE
- Amplifier Systems
- Amplifier Power Dividing
- Aviation/Aerospace
- Defense Applications
- Wireless Telecommunications

Description

The PE2CP1100 is an 6 dB RF coupler with 50 ohm SMA connectors operating from 4 to 18 GHz with a maximum input power of 50 Watts CW, and peak power handling of 0.3 kilowatt. The PE2CP1100 has a coupling factor of 1 dB, insertion loss of (excluding coupled power) and a maximum VSWR of 1.5:1. The coupler operates over a temperature range of -45° to 85° C and meets environmental standard for humidity, shock, vibration, and altitude. Couplers have many Applications and perform several functions within the RF/Microwave industry such as circuit feedback and signal sampling for measurement or monitoring.

Electrical Specifications

Description	Minimum	Typical	Maximum	Units
Frequency Range	4		18	GHz
Impedance		50		Ohms
Coupling	5.5	6	7	dB
Frequency Sensitivity		±0.5	±0.7	dB
Insertion Loss			0.5	dB
Directivity	12	14		dB
Main Line VSWR		1.4:1	1.5:1	
Input Power (CW)			50	Watts
Input Power (Peak)			300	Watts

Mechanical Specifications

Size

Length	1.3 in [33.02 mm]
Width/Dia.	0.43 in [10.92 mm]
Height	0.59 in [14.99 mm]

Click the following link (or enter part number in "SEARCH" on website) to obtain additional part information including price, inventory and certifications: [Directional 6 dB SMA Coupler From 4 GHz to 18 GHz Rated to 50 Watts PE2CP1100](#)



Directional 6 dB SMA Coupler From 4 GHz
to 18 GHz Rated to 50 Watts

Couplers Technical Data Sheet

PE2CP1100

Weight	0.0152 lbs [6.89 g]
Finish	Gray
Housing Material and Plating	Aluminum

Configuration

Input Connector	SMA Female
Output Connector	SMA Female
Coupled Connectors	SMA Female

Environmental Specifications

Temperature

Operating Range	-45 to +85 deg C
Storage Range	-55 to +125 deg C

Humidity	100% RH at 35°C, 95% RH at 40°C
Shock	20G for 11msec half sine wave, 3 axis both directions
Vibration	25g RMS (15 degrees 2KHz) endurance, 1 hour per axis
Altitude	30,000 ft. (Epoxy Sealed Controlled environment)

Compliance Certifications (see [product page](#) for current document)

Plotted and Other Data

Notes:

Click the following link (or enter part number in "SEARCH" on website) to obtain additional part information including price, inventory and certifications: [Directional 6 dB SMA Coupler From 4 GHz to 18 GHz Rated to 50 Watts PE2CP1100](#)



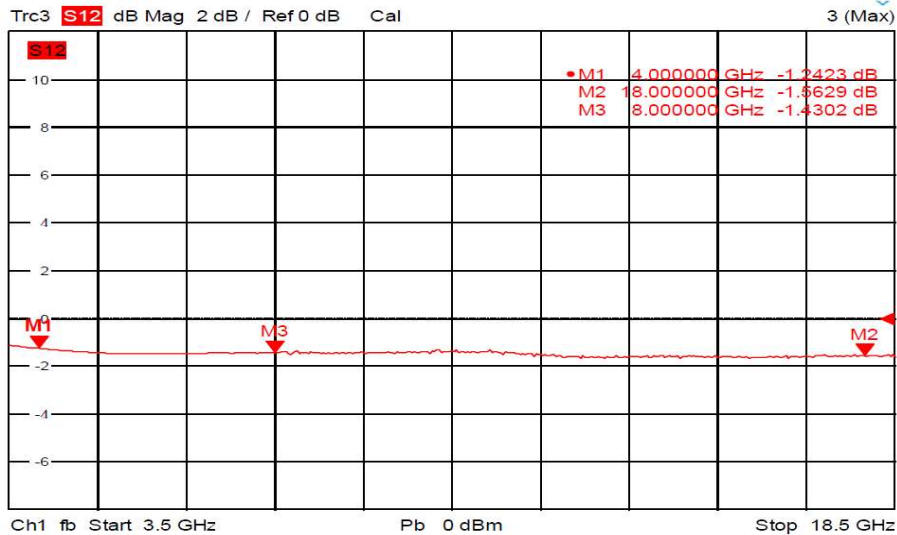
Directional 6 dB SMA Coupler From 4 GHz
to 18 GHz Rated to 50 Watts

Couplers Technical Data Sheet

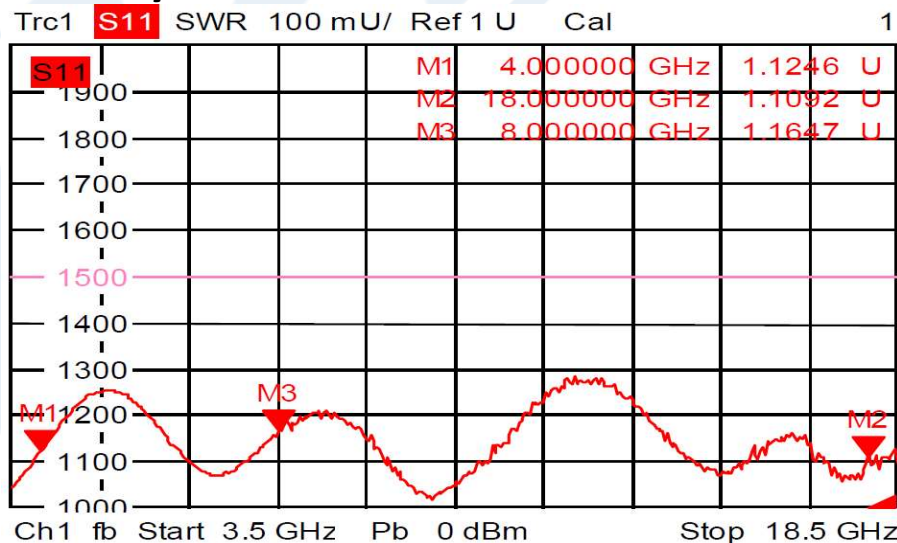
PE2CP1100

Typical Performance Data

Insertion Loss



Primary VSWR



Click the following link (or enter part number in "SEARCH" on website) to obtain additional part information including price, inventory and certifications: [Directional 6 dB SMA Coupler From 4 GHz to 18 GHz Rated to 50 Watts PE2CP1100](#)

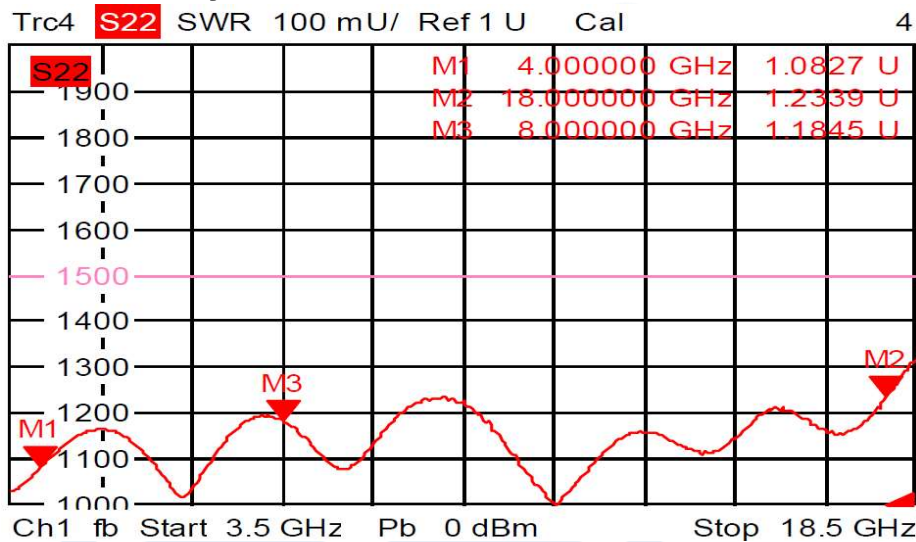


Directional 6 dB SMA Coupler From 4 GHz
to 18 GHz Rated to 50 Watts

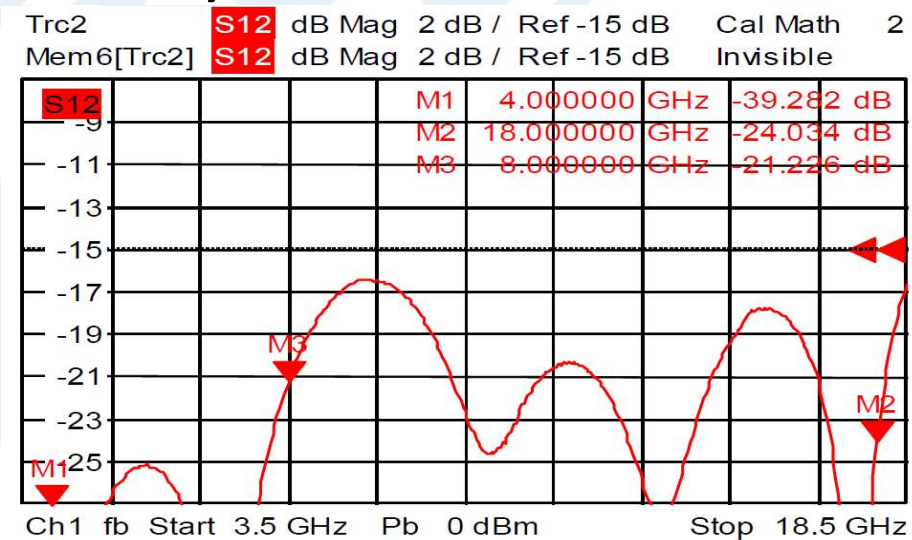
Couplers Technical Data Sheet

PE2CP1100

Secondary VSWR



Directivity



Click the following link (or enter part number in "SEARCH" on website) to obtain additional part information including price, inventory and certifications: [Directional 6 dB SMA Coupler From 4 GHz to 18 GHz Rated to 50 Watts PE2CP1100](#)



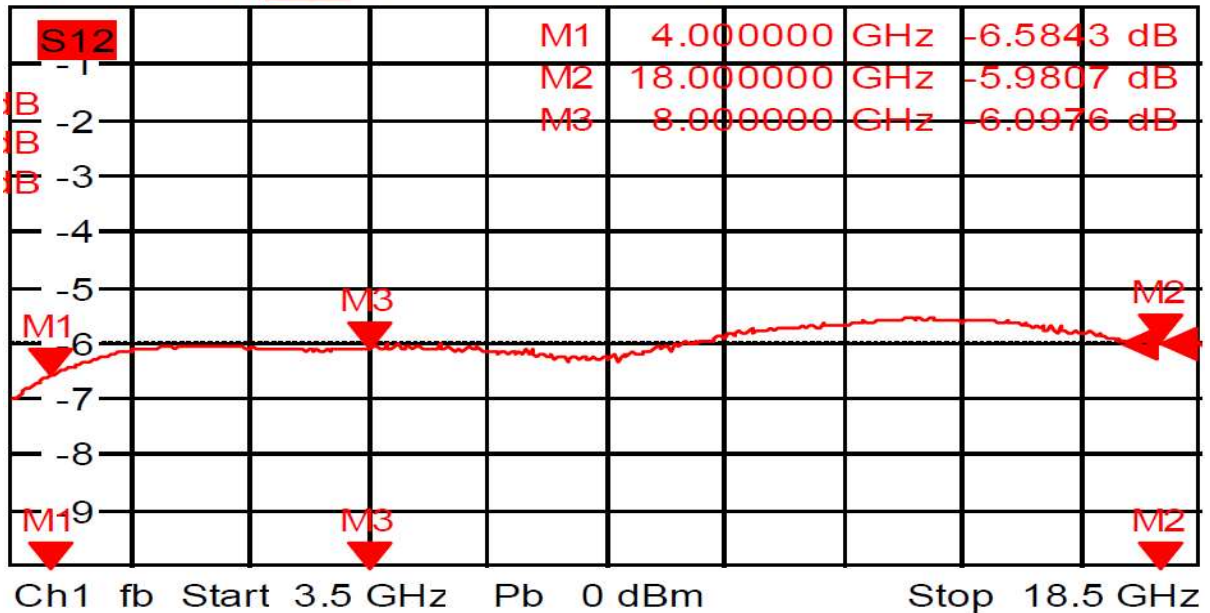
Directional 6 dB SMA Coupler From 4 GHz to 18 GHz Rated to 50 Watts

Couplers Technical Data Sheet

PE2CP1100

Nominal Coupling

Trc3 **S12** dB Mag 1 dB / Ref -6 dB Cal 3
 Mem5[Trc3] **S12** dB Mag 1 dB / Ref -6 dB



Directional 6 dB SMA Coupler From 4 GHz to 18 GHz Rated to 50 Watts from Pasternack Enterprises has same day shipment for domestic and International orders. Our RF, microwave and millimeter wave products maintain a 99.4% availability and are part of the broadest selection in the industry.

Click the following link (or enter part number in "SEARCH" on website) to obtain additional part information including price, inventory and certifications: [Directional 6 dB SMA Coupler From 4 GHz to 18 GHz Rated to 50 Watts PE2CP1100](https://www.pasternack.com/directional-6-db-sma-coupler-18-ghz-pe2cp1100-p.aspx)

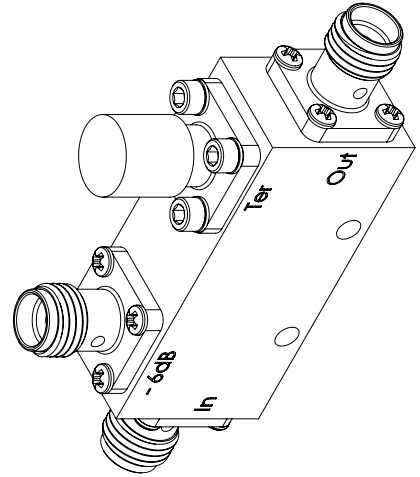
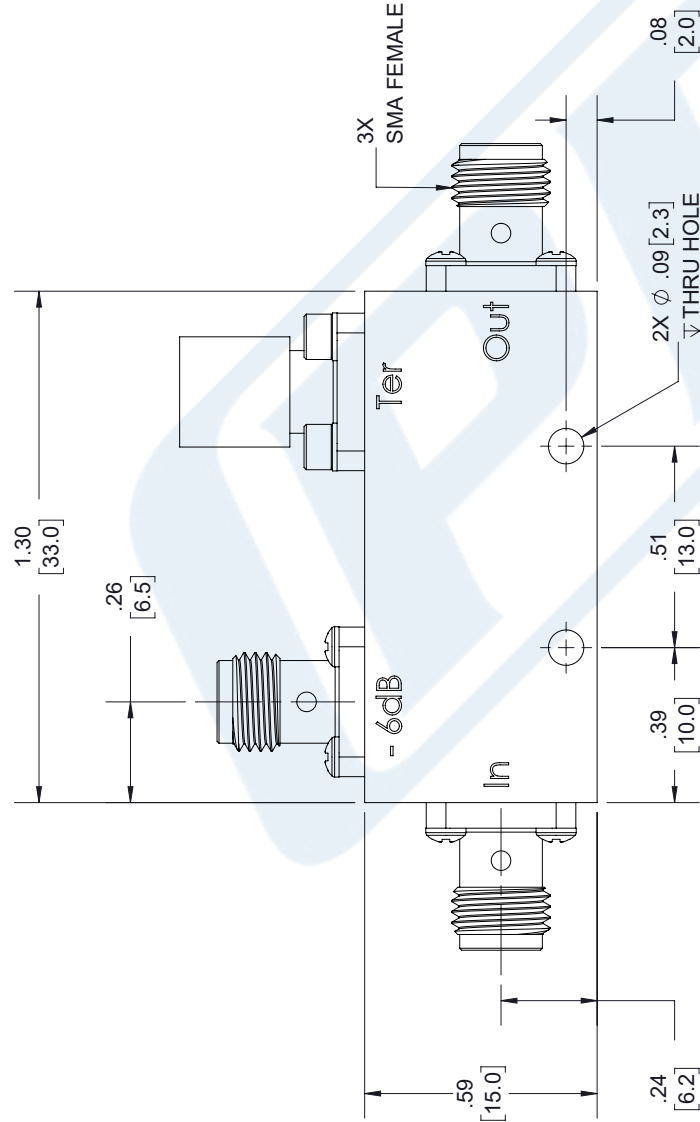
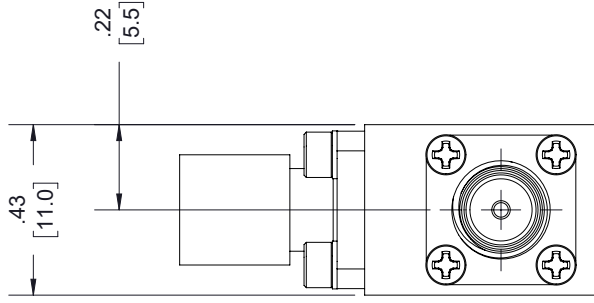
URL: <https://www.pasternack.com/directional-6-db-sma-coupler-18-ghz-pe2cp1100-p.aspx>

The information contained in this document is accurate to the best of our knowledge and representative of the part described herein. It may be necessary to make modifications to the part and/or the documentation of the part, in order to implement improvements. Pasternack reserves the right to make such changes as required. Unless otherwise stated, all specifications are nominal. Pasternack does not make any representation or warranty regarding the suitability of the part described herein for any particular purpose, and Pasternack does not assume any liability arising out of the use of any part or documentation.

PE2CP1100 CAD Drawing

Directional 6 dB SMA Coupler From 4 GHz to 18 GHz Rated to 50 Watts

REVISIONS			
REV.	DESCRIPTION	DATE	APPROVED
A	INITIAL RELEASE	4/2/2020	S. PONG



UNLESS OTHERWISE SPECIFIED LEADING DIMENSIONS ARE IN INCHES DIMENSIONS IN [] ARE MILLIMETERS

TOLERANCES:

.X = ±.2 [5.08] FRACTIONS
 .XX = ±.02 [.51] ±.1/32
 .XXX = ±.005 [.13] ANGLES ± 1°

CABLE LENGTH (L) TOLERANCES:
 L ≤ 12 [305] = +1 [25] / -0
 12 [305] < L ≤ 60 [1524] = +2 [51] / -0
 60 [1524] < L ≤ 120 [3048] = +4 [102] / -0
 120 [3048] < L ≤ 300 [7620] = +6 [152] / -0
 300 [7620] < L = +5% / -0

ALL DIMENSIONS SHOWN ARE FOR REFERENCE ONLY.

PE PASTERNAK
 an INFINIT brand

Pasternack Enterprises, Inc.
 P. O. Box 16759, Irvine, CA 92623.
 Phone: 1.949.261.1920 | 1.866.727.8376
 Fax: 1.949.261.7451
 Website: www.pasternack.com
 E-mail: sales@pasternack.com

THIRD-ANGLE PROJECTION

THE INFORMATION AND DESIGN IN THIS DOCUMENT IS THE PROPERTY OF PASTERNAK CORPORATION ALL RIGHTS RESERVED.

SHEET 1 OF 1
 SCALE N/A

REV A

ITEM NO. PE2CP1100

DRAWN BY K.Dang

CAGE CODE A 53919

LABEL:
 PASTERNAK
 PE2CP1100
 D/C: YYYY

THESE COMMODITIES, TECHNOLOGY OR SOFTWARE WERE EXPORTED FROM THE UNITED STATES IN ACCORDANCE WITH THE EXPORT ADMINISTRATION REGULATIONS. DIVERSION CONTRARY TO U.S. LAW PROHIBITED.