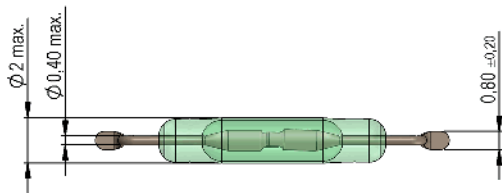
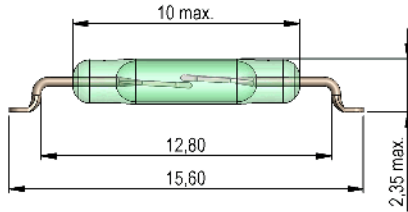



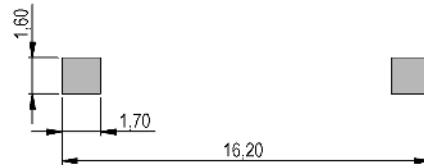
Dimensions mm[inch]
tolerances according to DIN ISO 2768-m
Toleranzen gem. DIN ISO 2768-m



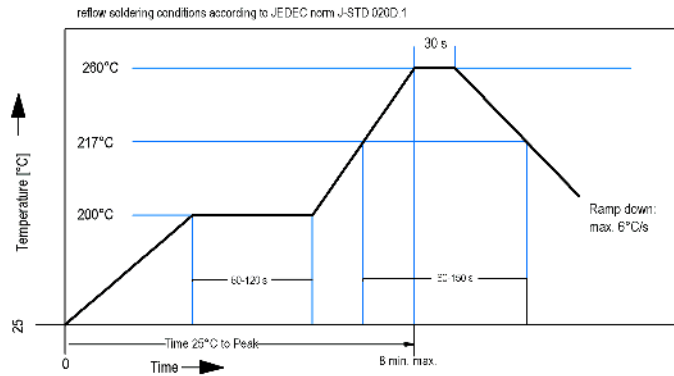
Isometric
Scale 2:1
Maßstab 2:1



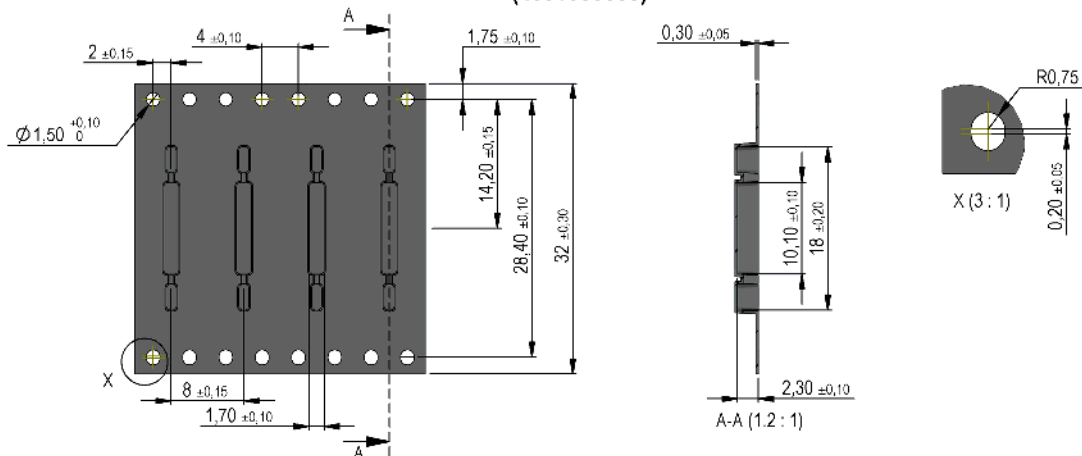
Recommended PCB Pad Layout



Solder Reflow Profile



Packaging
(4001350008)





Europe: +49 / 7731 8399 0 | Email: info@standexmeder.com
 USA: +1 / 508 295 0771 | Email: salesusa@standexmeder.com
 Asia: +86 / 213 76 06000 | Email: salesasia@standexmeder.com

Item No.:
9231871015
 Item:
MK23-87-B-2

Magnetic properties	Conditions	Min	Typ	Max	Unit
Pull-In excitation (modified contact)	Reed switch modified phys. conditioned tolerance of +/- 1 AT	18		28	AT
Test equipment	Testing 100%	KMS-22			

Contact data 87/2	Conditions	Min	Typ	Max	Unit
Contact-form		NO			
Contact-material					
Contact rating	Any DC combination of V & A not to exceed their individual max.'s			10	VA
Switching voltage	DC or Peak AC			200	VDC
Switching voltage	DC or Peak AC			150	VAC
Switching current	DC or Peak AC			0,4	A
Carry current	DC or Peak AC			0,5	A
Contact resistance static	Measured with 40% overdrive Start Value			150	mOhm
Contact resistance dynamic	Maximum value 1,5 ms after excitation Start Value			200	mOhm
Insulation resistance	RH <45 %, 100V - to all points	1			GOhm
Breakdown voltage	according to EN 60255-5	250			VDC
Operate time incl. bounce	measured with 40% overdrive			0,6	ms
Release time	measured with no coil excitation			0,05	ms
Capacitance	@ 10 kHz across open switch			0,2	pF
Resonant Frequency		7.000	7.500	8.000	Hz
Operating Frequency			500		Hz

Special Product Data	Conditions	Min	Typ	Max	Unit
Reach / RoHS conformity		yes			

Environmental data	Conditions	Min	Typ	Max	Unit
Shock	1/2 sine, duration 11ms, in 3 axis			50	G
Vibration	from 10 - 2000 Hz			20	G
Operating temperature		-40		130	°C
Storage temperature		-55		130	°C
Soldering Temperature Tsold	Reflow according IPC/JEDEC J-STD-020C			260	°C

Modifications in the sense of technical progress are reserved

Designed at: 02.04.08 Designed by: AKELLER Approval at: 24.06.08 Approval by: RKAMP
 Last Change at: 02.09.22 Last Change by: ABERNHART Approval at: 05.10.22 Approval by: YDENG

Rev. No.: 11