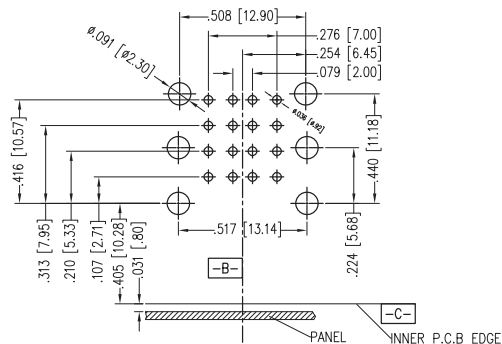
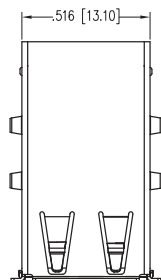
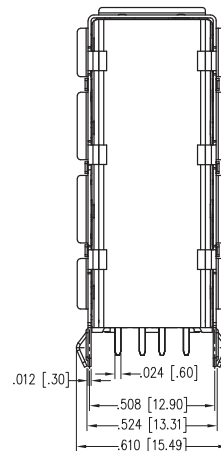
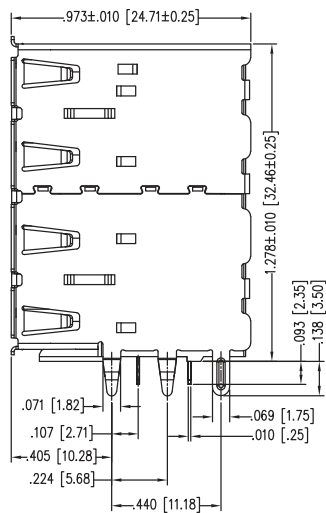
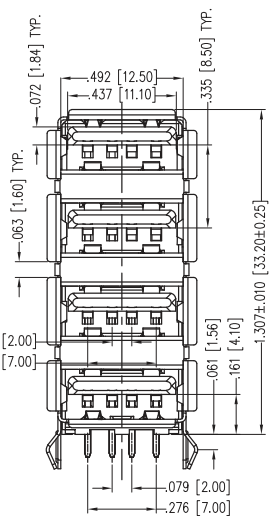


DATE	REV	ECN	APP'D. BY
12/07/21	AO	11901	JME



RECOMMENDED P.C.B. LAYOUT (2) (THICKNESS=1.6mm)
(GENERAL TOLERANCE: ±0.05)



NOTES:

- MECHANICAL:
 - MATING: 35N MAX.
 - WITHDRAWAL: 10N MIN.
 - DURABILITY: 1500 INSERTION CYCLES
- ELECTRICAL:
 - CURRENT: 1.8A Maximum for pin1 and pin4, and 0.25A for all the other pin.
 - VOLTAGE: 30 Vac (rms)
 - WITHSTANDING VOLTAGE: 100V AC
 - CONTACT RESISTANCE:
 - 30 mΩ (Max) initial for pin1 and pin4.
 - 50 mΩ (Max) initial for all other contacts.
 - Maximum change of +10mΩ after environmental stresses.
 - Measure at 20 mV (Max) open circuit at 100 mA.
 - DIELECTRIC WITHSTANDING VOLTAGE: 100V AC(RMS)
 - INSULATION RESISTANCE: 100MΩ MIN.
- ENVIRONMENTAL
 - TEMPERATURE RANGE -55° C ~ +85° C
- MATERIAL:
 - HOUSING: THERMOPLASTIC UL94V-0, BLACK
 - CONTACTS: GOLD PLATING IN MATING AREA, TIN ON SOLDER TAIL
 - FRONT SHIELD: NICKEL PLATED
 - REAR SHIELD: NICKEL PLATED
 - SOLDER TAIL: NICKEL PLATED

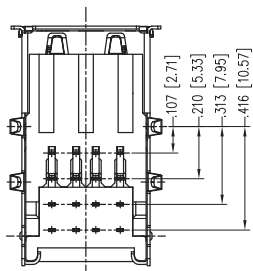
6 MICRO-INCHES [0.15um]	SS-52100-004
CONTACT PLATING IN MATING AREA	PART NUMBER

B

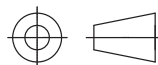
B

A

A



THIRD ANGLE PROJECTION



11118 Susquehanna Trail South
Glen Rock, PA 17327-9199
(717) 235-7512
<http://www.stewartconnector.com>

DO NOT SCALE DRAWING
DRAWING IS SUBJECT TO CHANGE WITHOUT NOTICE

TITLE: 4 PORT USB 2.0 STACK JACK

DIMENSIONS: INCHES [METRIC]
UNLESS OTHERWISE SPECIFIED TOLERANCES ARE ±.005 [0.13] ANGLES ARE ± 1°

THIS DRAWING AND THE SUBJECT MATTER SHOWN THEREON ARE CONFIDENTIAL AND THE PROPRIETARY PROPERTY OF STEWART CONNECTOR AND SHALL NOT BE REPRODUCED, COPIED, OR USED IN ANY MANNER WITHOUT PRIOR WRITTEN CONSENT OF STEWART CONNECTOR. ONE OR MORE U.S. PATENTS MAY APPLY TO THIS PRODUCT. FOR DETAILS, PLEASE VISIT: [HTTP://BELFUSE.COM/STEWART/STEWART_PATENTS/](http://BELFUSE.COM/STEWART/STEWART_PATENTS/)

DRN BY: BTS	DATE 12/07/21
APPD BY: JME	DATE 12/07/21
DWG NO. CT520015	REV. AO

SHEET NO. 1 OF 1