

THIS DRAWING IS UNPUBLISHED. RELEASED FOR PUBLICATION
 © COPYRIGHT - TE Connectivity ALL RIGHTS RESERVED.

REVISIONS				
P	LTR	DESCRIPTION	DATE	APVD
B		REVISED PER ECO-16-018096	29MAY2017	RK PO

SPECIFICATIONS:
 MAKE-BEFORE-BREAK

MATERIALS:

- ACTUATOR - NYLON 66 UL94V-0, BLACK
- FRAME - TIN PLATED STEEL
- TERMINAL BOARD - PHENOLIC LAMINATE UL94HB, NATURAL
- TERMINAL (SILVER) - COPPER ALLOY- SILVER OVER NICKEL PLATE
- TERMINAL (GOLD) - COPPER ALLOY- TIN OVER NICKEL PLATE
- FIXED CONTACT (SILVER) - COPPER ALLOY- SILVER OVER NICKEL PLATE
- FIXED CONTACT (GOLD) - COPPER ALLOY-GOLD OVER NICKEL PLATE
- MOVING CONTACT (SILVER) - COPPER ALLOY- SILVER OVER NICKEL PLATE
- MOVING CONTACT (GOLD) - COPPER ALLOY-GOLD OVER NICKEL PLATE
- DETENT BALL - STAINLESS STEEL
- COIL SPRING - TEMPERED STEEL WIRE
- SEAL - EPOXY

ELECTRICAL:

- CONTACT RATING - .4VA@20VDC OR PEAK AC (GOLD)
 300mA@125V AC (SILVER)
- INITIAL CONTACT RESISTANCE - 30milliohm max.
- FINAL CONTACT RESISTANCE - 100milliohm max> (AFTER TEST)
- INSULATION RESISTANCE - 1,000Megohms min."
- DIELECTRIC STRENGTH - 500V RMS@SEA LEVEL
- LIFE EXPECTANCY - 15,000 CYCLES MIN."

MECHANICAL:

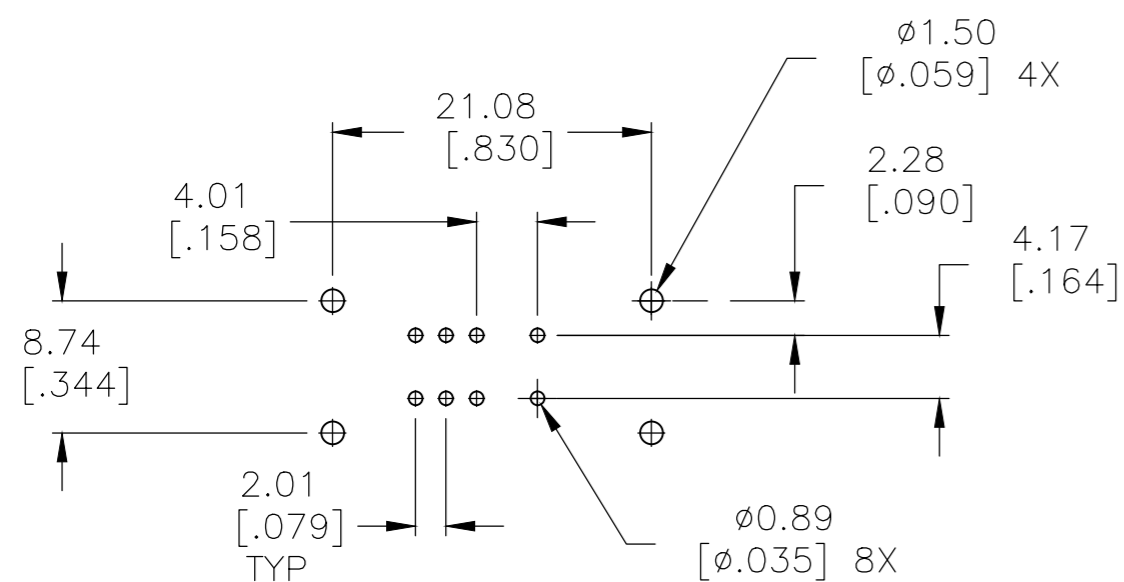
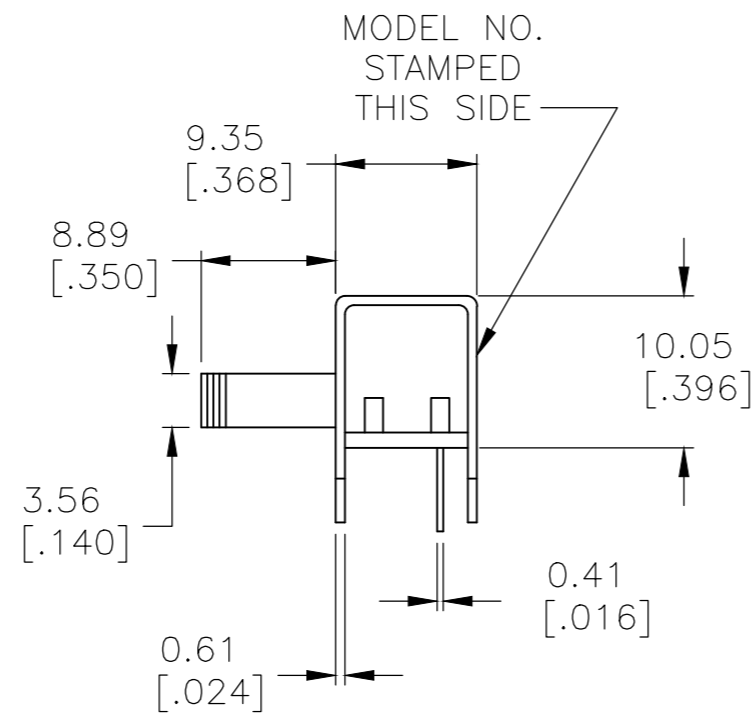
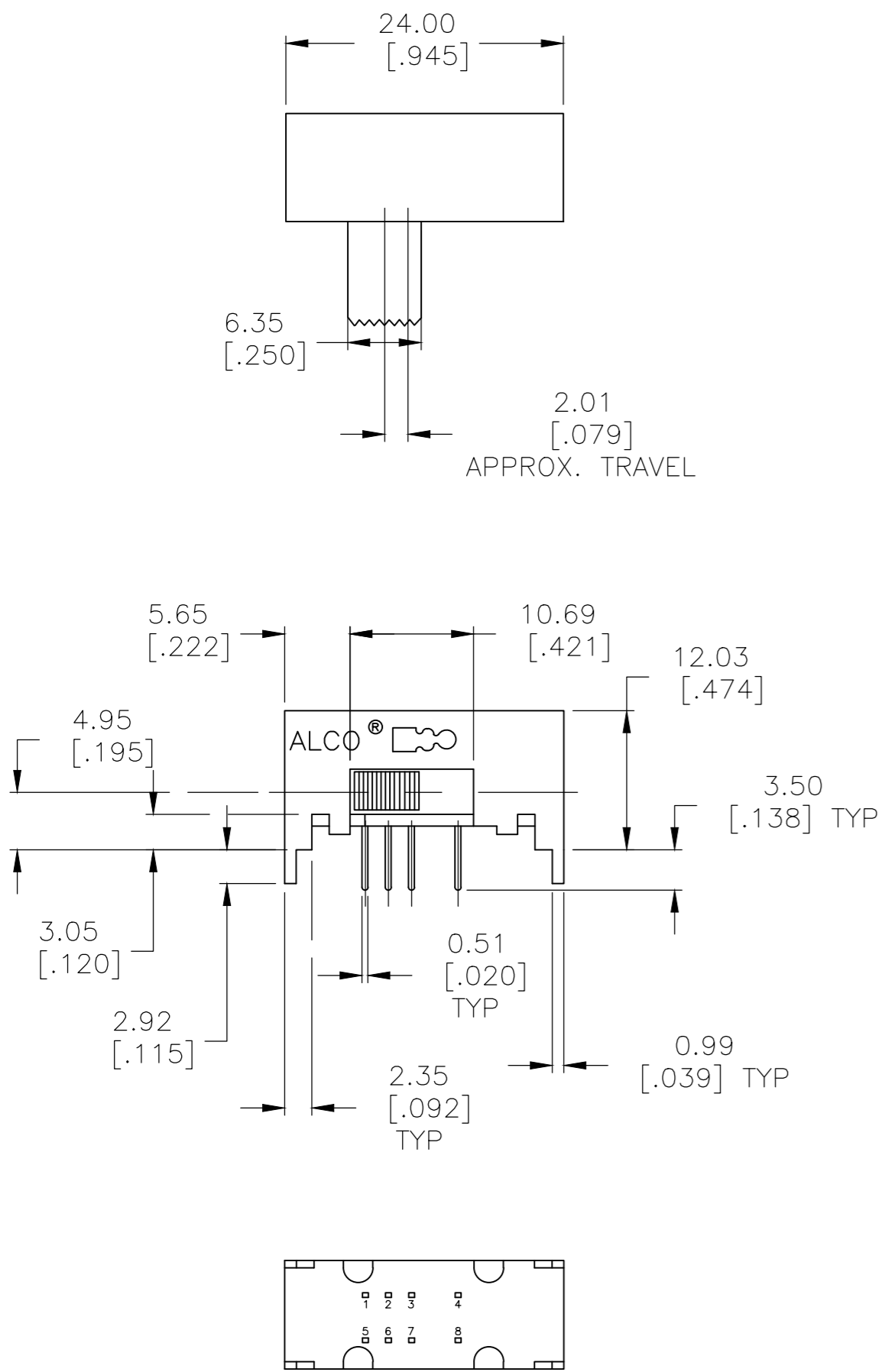
- ACTUATION FORCE - 600±300 GRAMS
- TRAVEL - 2.00±0.51[.079±.020]

ENVIRONMENTAL:

- OPERATING TEMPERATURE - -20 TO +85 DEGREES C
- STORAGE TEMPERATURE - -40 TO +100 DEGREES C
- RESISTANCE TO SOLDER HEAT PER 109-202, CONDITION B
- SOLDERABILITY PER EIA- 364-52, CLASS 2, CATEGORY 1, 95% MIN COVERAGE

NOTES:

- ALL MATERIALS AND FINISHES SHALL COMPLY WITH EU DIRECTIVE 2002 95/EC OF 27JAN2003 (ROHS).
- ANTI SOLDER WICK SEAL AT TERMINAL TO BOARD INTERFACE.



RECOMMENDED HOLE LAYOUT
 TOLERANCE ±.002 UNLESS OTHERWISE NOTED

OBSOLETE	1,3&5,7	2,3&6,7	3,4&7,8	DP3T	GOLD	MSSA2350RG04	1825199-2
	1,3&5,7	2,3&6,7	3,4&7,8	DP3T	SILVER	MSSA2350R04	1825199-1
				TYPE	CONTACT PLATING	ALCO P/N	TE P/N
	LEFT	CENTER	RIGHT				
	ACTUATOR POSITION						

THIS DRAWING IS A CONTROLLED DOCUMENT.		DWN	19JUN96				
		TRU-D					
DIMENSIONS: mm [INCHES]		CHK		NAME			
TOLERANCES UNLESS OTHERWISE SPECIFIED:		APVD		SLIDE SWITCH, RA (MSSA-2350R)			
0 PLC ± -		PRODUCT SPEC		SIZE			
1 PLC ± -		APPLICATION SPEC		CAGE CODE			
2 PLC ± 0.25[.010]				DRAWING NO			
3 PLC ± -				RESTRICTED TO			
4 PLC ± -				A2 00779 C=1825199			
ANGLES ± -				SCALE			
MATERIAL SEE SPECIFICATIONS		FINISH SEE SPECIFICATIONS	WEIGHT	SHEET 1 of 1			
				REV B			
				CUSTOMER DRAWING			