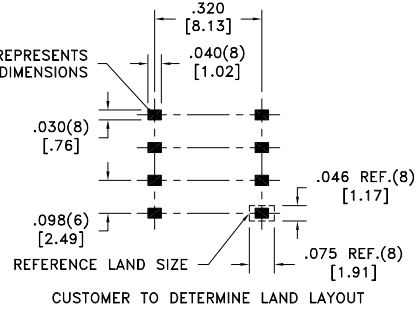
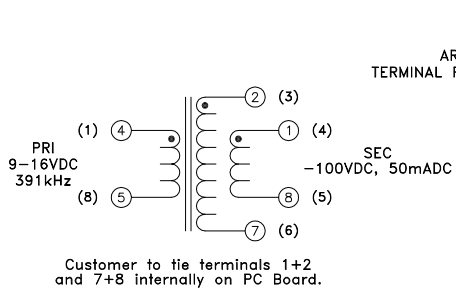
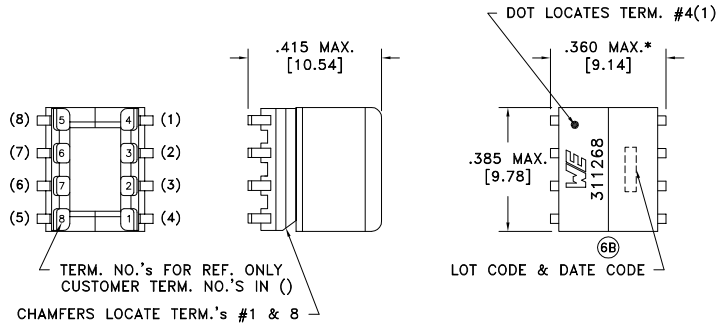


CUSTOMER TERMINAL	RoHS	LEAD(Pb)-FREE
Sn96%, Ag4%	Yes	Yes



\* DIMENSION MAY BE EXCEEDED WITH SOLDER ONLY



ELECTRICAL SPECIFICATIONS @ 25°C unless otherwise noted:

PARAMETER	TEST CONDITIONS	VALUE
D.C. RESISTANCE	4-5 @20°C	0.009 ohms ±20%
D.C. RESISTANCE	1-8 tie(1+2, 7+8), @20°C	0.288 ohms ±20%
INDUCTANCE	4-5 100kHz, 100mVAC, Ls	5uH ±10%
DIELECTRIC	4-1 tie(1+2, 7+8), 625VAC, 1 second	500VAC, 1 minute
URNS RATIO	(1-8):(4-5), tie(1+2, 7+8)	4:1, ±1%
URNS RATIO	(1-8):(2-7)	1:1, ±1%

GENERAL SPECIFICATIONS:

OPERATING TEMPERATURE RANGE: -40°C to +125°C including temp rise.

- Ⓜ Wire insulation & RoHS status not affected by wire color.
- Ⓜ Wire insulation color may vary depending on availability.

DETAILS SUBJECT TO CHANGE

REV.	DATE	Packaging Specifications Method: <b>Tape &amp; Reel</b> PKG-1074 www.we-online.com/midcom		Tolerances unless otherwise specified: Angles: ±1° Fractions: ±1/64 Decimals: ±.005 [.13] Footprint: ±.005 [.13]	DRAWING TITLE <b>TRANSFORMER</b>	PART NO. <b>750311268</b>
6B	4/17			This drawing is dual dimensioned. Dimensions in brackets are in millimeters.	eiSos p/n: 750311268	
6A	8/09	SEE REVISION SHEET FOR REVISION LEVEL				SPECIFICATION SHEET 1 OF 1