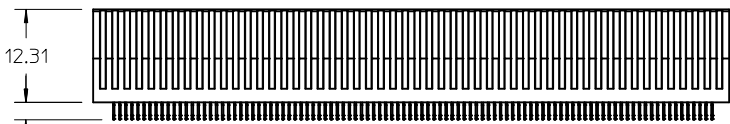


PART NUMBER	VERSION	BAY 1/BAY 2	TOTAL CIRCUITS	DIM A	SALES DRAWING (SEE NOTE 8)
170673-2278	2 BAY	146/132	278	118.63	SD-170673-2278
170673-1200	1 BAY	200	200	84.20	SD-170673-1200
170673-2108	2 BAY	86/22	108	50.63	SD-170673-2108
170673-2080	2 BAY	52/28	80	39.43	SD-170673-2080
170673-1046	1 BAY	46	46	22.60	SD-170673-1046

2 BAY EDGELINE


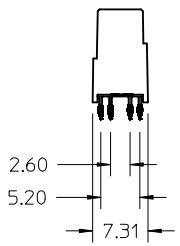


1 BAY EDGELINE



LAST CIRCUIT

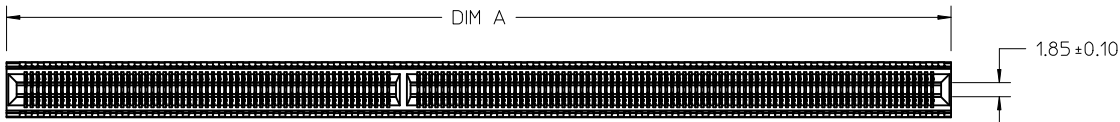
FIRST CIRCUIT



NOTES:


- MATERIAL:  
HOUSING - GLASS FILLED THERMOPLASTIC, 94-V0, BLACK  
TERMINALS - COPPER ALLOY
- FINISH:  
CONTACT AREA: HARD GOLD -0.76μm MIN OVER 3.80μ NICKEL  
COMPLIANT AREA: TIN - 0.76/1.52μm OVER NICKEL
- REFER TO PS-75594-999 PRODUCT SPECIFICATION FOR ALL ELECTRICAL, MECHANICAL AND ENVIROMENTAL SPECIFICATIONS.
- PROCESSING: PRESSFIT TO PC BOARD.
- MATING PC BOARD THICKNESS = 1.60±0.16MM OVER CONTACT PADS.
- PRODUCT IS ELV AND RoHS COMPLIANT. LEVEL OF COMPLIANCE: 6/6  
ALL BANNED SUBSTANCES ARE REMOVED:  
Pb (LEAD)  
HEXAVALENT CHROMIUM (CrVI)  
CADMIUM  
MERCURY  
POLYBRMINATED BIPHENYL (PBB)  
POLYBROMINATED DIPHENYL ETHER (PBDE)
- THIS PART CONFORMS TO CLASS B REQUIREMENTS OF COSMETIC SPEC PS-45499-002
- FOR EDGECARD AND MOUNTING PCB LAYOUT DETAIL SEE CORRESPONDING SALES DRAWING.

<b>RELEASED REV A</b> EC NO: UCP2011-2702 DRWNG: DROSCA 2011/03/07 CHKD: JCOMERCI 2011/03/28 APPR: JCOMERCI 2011/03/28	DESCRIPTION REV: A	QUALITY SYMBOLS	GENERAL TOLERANCES (UNLESS SPECIFIED)	DIMENSION STYLE <b>MM ONLY</b>	SCALE <b>2:1</b>	DESIGN UNITS <b>METRIC</b>	THIRD ANGLE PROJECTION
		▽ = 0	mm INCH	DRAWN BY DATE DROSCA 2010/06/22	TITLE <b>EDGELINE 12.5GB 0.062*PCB 0.8MM PITCH</b>	<b>MOLEX INCORPORATED</b> DOCUMENT NO. <b>SD-170673-0001</b>	SHEET NO. <b>1 OF 1</b>
		▽ = 0	4 PLACES ± --- ± --- 3 PLACES ± --- ± --- 2 PLACES ± --- ± --- 1 PLACE ± --- ± ---	CHECKED BY DATE JCOMERCI 2010/06/22			
▽ = 0	ANGULAR ±1/2°	APPROVED BY DATE JCOMERCI 2010/10/25					
DRAFT WHERE APPLICABLE MUST REMAIN WITHIN DIMENSIONS			MATERIAL NO. <b>SEE TABLE</b>	THIS DRAWING CONTAINS INFORMATION THAT IS PROPRIETARY TO MOLEX INCORPORATED AND SHOULD NOT BE USED WITHOUT WRITTEN PERMISSION			

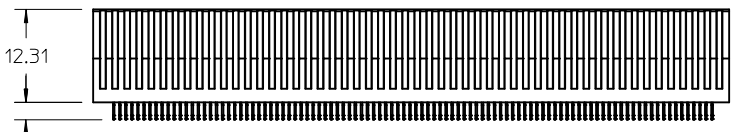


PART NUMBER	VERSION	BAY 1/BAY 2	TOTAL CIRCUITS	DIM A	SALES DRAWING (SEE NOTE 8)
170673-2278	2 BAY	146/132	278	118.63	SD-170673-2278
170673-1200	1 BAY	200	200	84.20	SD-170673-1200
170673-2108	2 BAY	86/22	108	50.63	SD-170673-2108
170673-2080	2 BAY	52/28	80	39.43	SD-170673-2080
170673-1046	1 BAY	46	46	22.60	SD-170673-1046

2 BAY EDGELINE


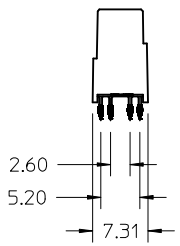


1 BAY EDGELINE



LAST CIRCUIT

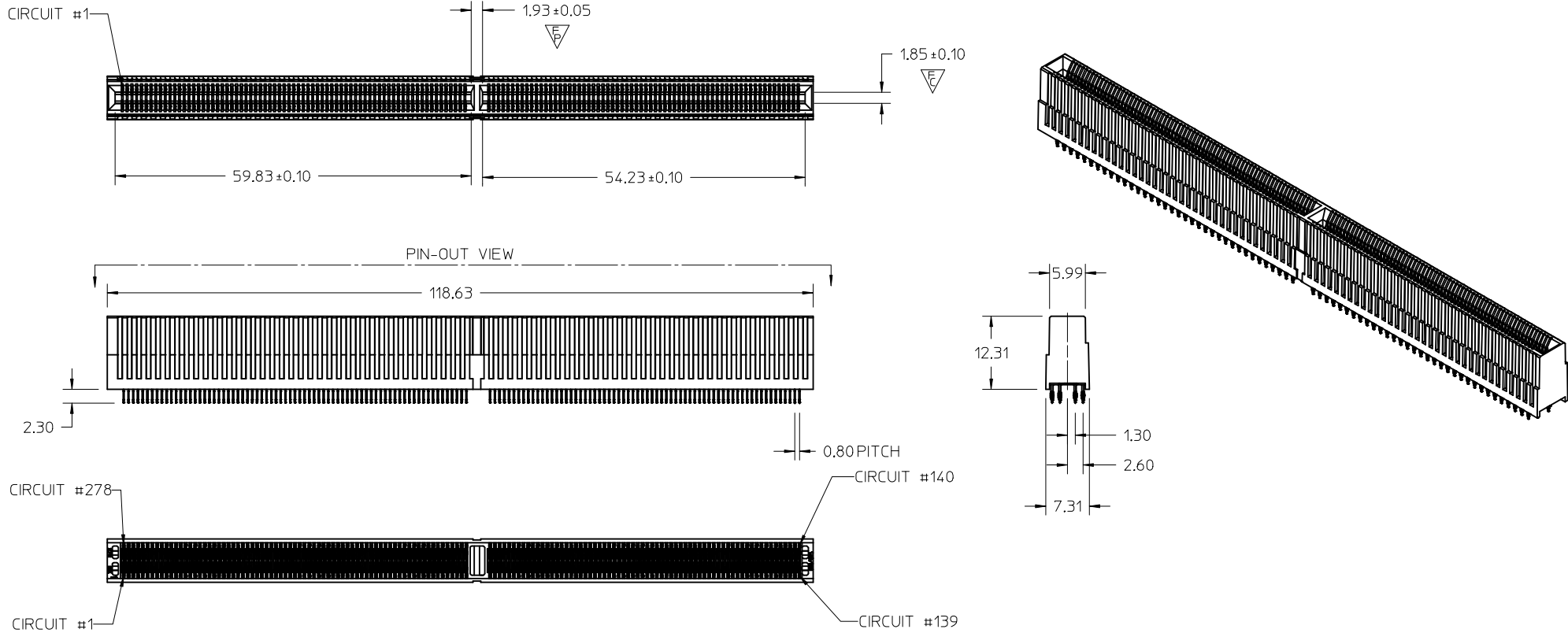
FIRST CIRCUIT



NOTES:

- MATERIAL:  
HOUSING - GLASS FILLED THERMOPLASTIC, 94-V0, BLACK  
TERMINALS - COPPER ALLOY
- FINISH:  
CONTACT AREA: HARD GOLD -0.76μm MIN OVER 3.80μ NICKEL  
COMPLIANT AREA: TIN - 0.76/1.52μm OVER NICKEL
- REFER TO PS-75594-999 PRODUCT SPECIFICATION FOR ALL ELECTRICAL, MECHANICAL AND ENVIRONMENTAL SPECIFICATIONS.
- PROCESSING: PRESSFIT TO PC BOARD.
- MATING PC BOARD THICKNESS = 1.60±0.16MM OVER CONTACT PADS.
- PRODUCT IS ELV AND RoHS COMPLIANT. LEVEL OF COMPLIANCE: 6/6  
ALL BANNED SUBSTANCES ARE REMOVED:  
Pb (LEAD)  
HEXAVALENT CHROMIUM (CrVI)  
CADMIUM  
MERCURY  
POLYBROMINATED BIPHENYL (PBB)  
POLYBROMINATED DIPHENYL ETHER (PBDE)
- THIS PART CONFORMS TO CLASS B REQUIREMENTS OF COSMETIC SPEC PS-45499-002
- FOR EDGE CARD AND MOUNTING PCB LAYOUT DETAIL SEE CORRESPONDING SALES DRAWING.

<b>RELEASED REV A</b> EC NO: UCP2011-2702 DRWNG: DROSCA 2011/03/07 CHKD: JCOMERCI 2011/03/28 APPR: JCOMERCI 2011/03/28	DESCRIPTION REV 0 0 0	QUALITY SYMBOLS	GENERAL TOLERANCES (UNLESS SPECIFIED)	DIMENSION STYLE <b>MM ONLY</b>	SCALE <b>2:1</b>	DESIGN UNITS <b>METRIC</b>	THIRD ANGLE PROJECTION
			mm INCH	DRAWN BY DATE DROSCA 2010/06/22	TITLE <b>EDGELINE 12.5GB 0.062*PCB 0.8MM PITCH</b>		
			4 PLACES ± --- ± --- 3 PLACES ± --- ± --- 2 PLACES ± --- ± --- 1 PLACE ± --- ± ---	CHECKED BY DATE JCOMERCI 2010/06/22			
			ANGULAR ±1/2°	APPROVED BY DATE JCOMERCI 2010/10/25			
		DRAFT WHERE APPLICABLE MUST REMAIN WITHIN DIMENSIONS	MATERIAL NO. <b>SEE TABLE</b>	DOCUMENT NO. <b>SD-170673-0001</b>	SHEET NO. <b>1 OF 1</b>		
			SIZE <b>C</b>	THIS DRAWING CONTAINS INFORMATION THAT IS PROPRIETARY TO MOLEX INCORPORATED AND SHOULD NOT BE USED WITHOUT WRITTEN PERMISSION			

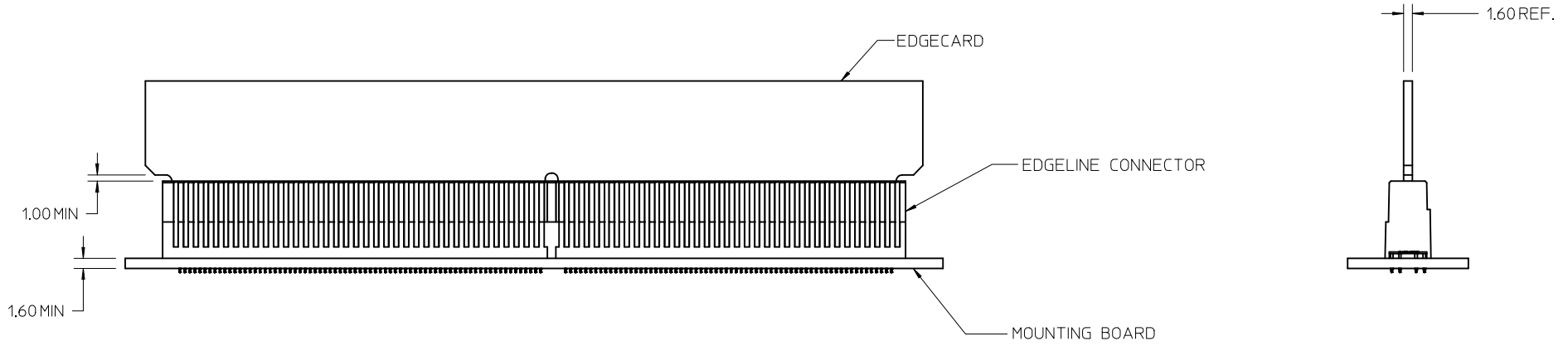


NOTES:

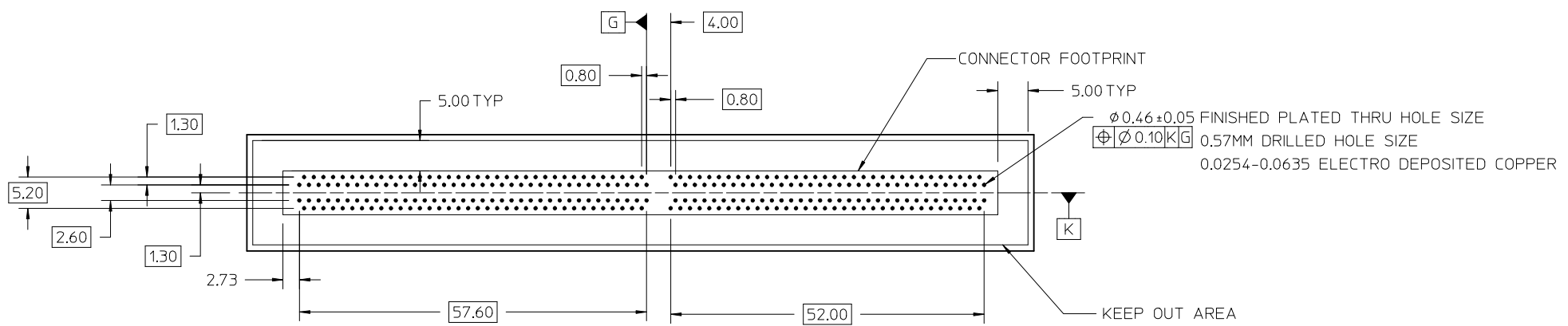
- MATERIAL:  
HOUSING - GLASS FILLED THERMOPLASTIC, 94-V0, BLACK  
TERMINALS - COPPER ALLOY
- FINISH:  
CONTACT AREA: HARD GOLD  $-0.76\mu\text{m}$  MIN OVER  $3.80\mu$  NICKEL  
COMPLIANT AREA: TIN -  $0.76/1.52\mu\text{m}$  OVER NICKEL
- REFER TO PS-75594-999 PRODUCT SPECIFICATION FOR ALL ELECTRICAL, MECHANICAL AND ENVIRONMENTAL SPECIFICATIONS.
- REFER TO PK-76693-900 FOR ALL PACKAGING SPECIFICATIONS.
- PROCESSING: PRESSFIT TO PC BOARD.
- MATING PC BOARD THICKNESS =  $1.60 \pm 0.16$ MM OVER CONTACT PADS.
- THIS PART CONFORMS TO CLASS B REQUIREMENTS OF COSMETIC SPEC PS-45499-002

CORRECT EDGE CARD WIDTH TOLERANCE EC NO: UCP2016-4620 2016/06/02	DRAWINGS CHKD: DRWINGES APPR: DMCOWAN 2016/06/13	DESCRIPTION	QUALITY SYMBOLS	GENERAL TOLERANCES (UNLESS SPECIFIED)		DIMENSION STYLE <b>MM ONLY</b>		SCALE <b>2:1</b>	DESIGN UNITS <b>METRIC</b>	THIRD ANGLE PROJECTION
				mm	INCH	DRAWN BY DROSCA	DATE 2011/03/17	TITLE <b>EDGE LINE 12.5GB 278CKTS 0.062*PCB 0.8MM PITCH</b>		
D	REV	DESCRIPTION	QUALITY SYMBOLS	4 PLACES	$\pm$ ---	$\pm$ ---	CHECKED BY JCOMERCI	DATE 2011/03/28	<b>molex</b> MATERIAL NO. <b>1706732278</b> DOCUMENT NO. <b>SD-170673-2278</b>	
				3 PLACES	$\pm$ ---	$\pm$ ---	APPROVED BY JCOMERCI	DATE 2011/03/28		
				2 PLACES	$\pm 0.15$	$\pm$ ---			SHEET NO. <b>1 OF 4</b>	
				1 PLACE	$\pm 0.25$	$\pm$ ---				
				0 PLACE	$\pm$	$\pm$			THIS DRAWING CONTAINS INFORMATION THAT IS PROPRIETARY TO MOLEX INCORPORATED AND SHOULD NOT BE USED WITHOUT WRITTEN PERMISSION	
				ANGULAR $\pm 2^\circ$		SIZE				

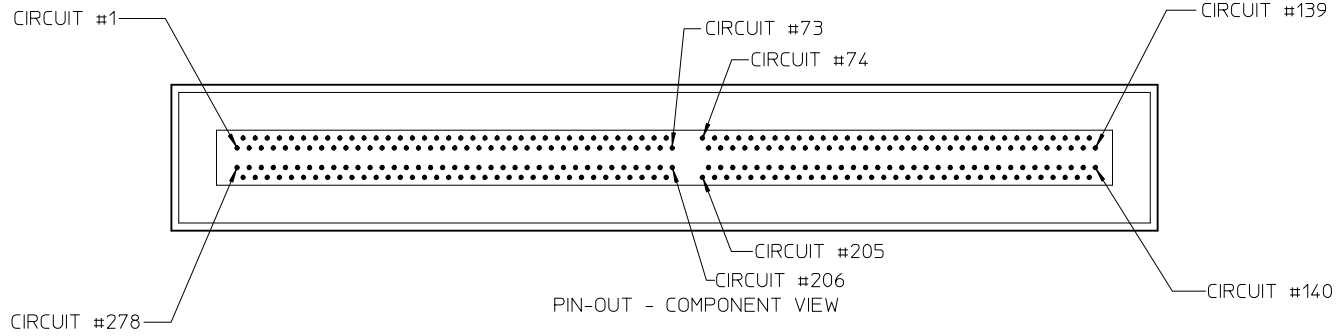
# EDGE LINE CONNECTOR BOARD MOUNTING



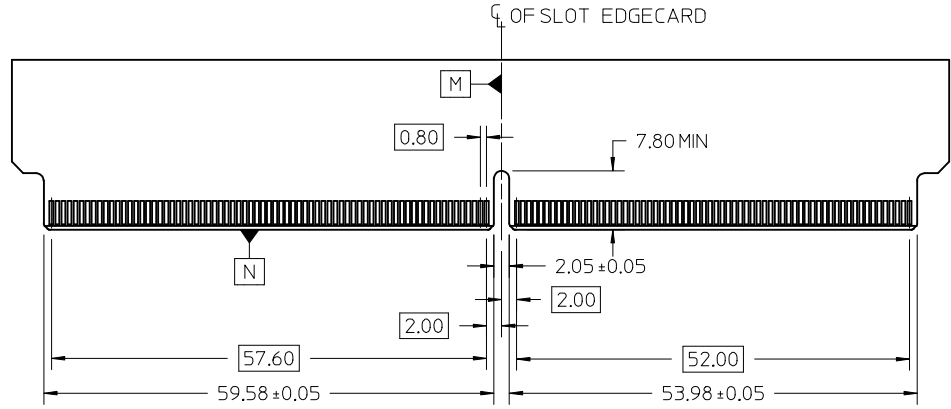
SEE SHEET 1 EC NO: UCP2016-4620 2016/06/02 DRWNGES CHKD: APPR:DMCGOWAN 2016/06/13	DESCRIPTION REV#	QUALITY SYMBOLS	GENERAL TOLERANCES (UNLESS SPECIFIED)	DIMENSION STYLE	SCALE	DESIGN UNITS	THIRD ANGLE PROJECTION	
		▽=0	mm INCH	MM ONLY	2:1	METRIC	☉	
		▽=0	4 PLACES ± --- ± ---	DRAWN BY DATE	TITLE	EDGELINE 12.5GB 278CKTS 0.062"PCB 0.8MM PITCH		
		▽=0	3 PLACES ± --- ± ---	DROSCA 2011/03/17				
		2 PLACES ± 0.15 ± ---	CHECKED BY DATE	<b>molex</b> DOCUMENT NO. SD-170673-2278 SHEET NO. 2 OF 4				
		1 PLACE ± 0.25 ± ---	JCOMERC I 2011/03/28					
		0 PLACE ± ±	APPROVED BY DATE	THIS DRAWING CONTAINS INFORMATION THAT IS PROPRIETARY TO MOLEX INCORPORATED AND SHOULD NOT BE USED WITHOUT WRITTEN PERMISSION				
		ANGULAR ± 2 °	JCOMERC I 2011/03/28					
			DRAFT WHERE APPLICABLE MUST REMAIN WITHIN DIMENSIONS	SIZE				
				C				



PCB LAYOUT - COMPONENT VIEW



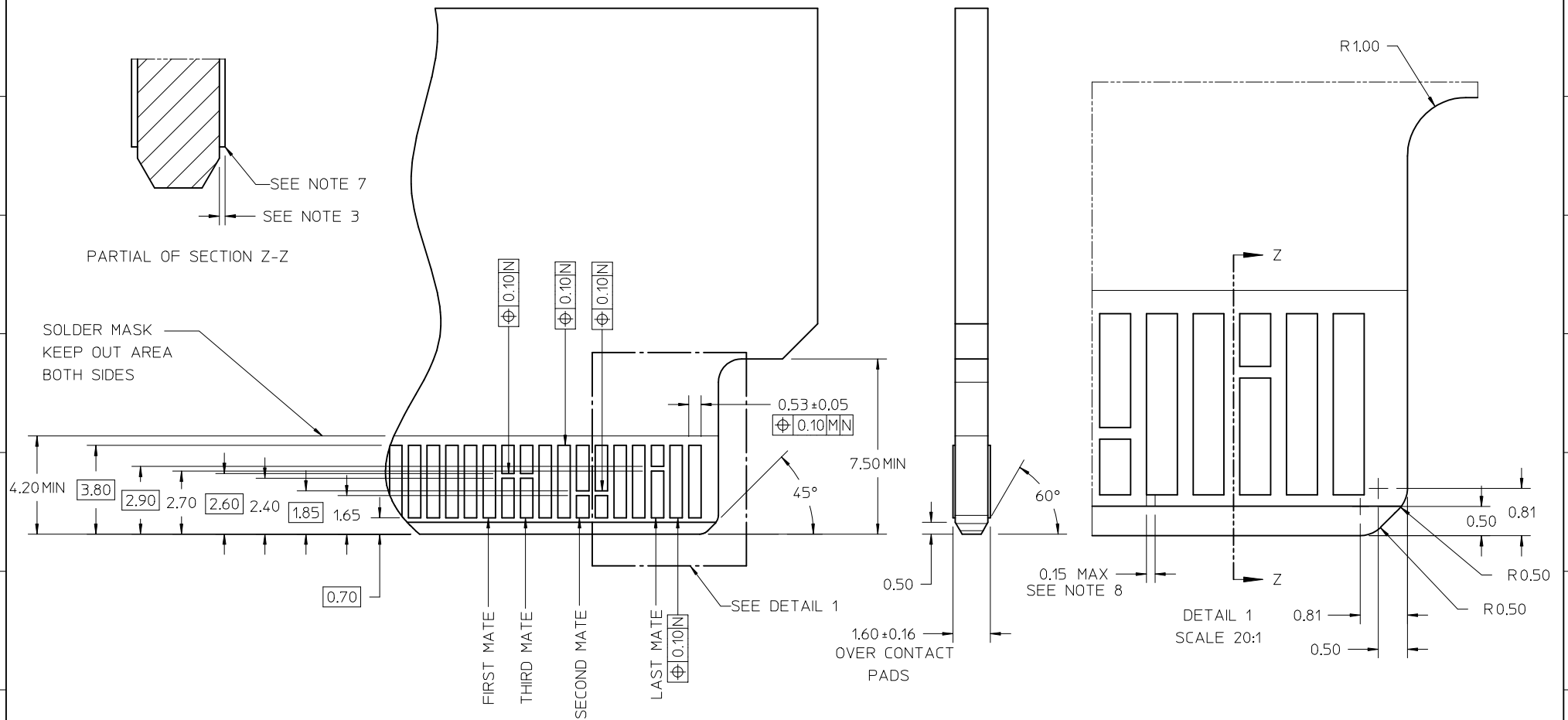
PIN-OUT - COMPONENT VIEW



G OF SLOT EDGE CARD

SEE SHEET 1 EC NO: UCP2016-4620 DRWNGES 2016/06/02 CHKD: JCOMERC I APPR: DMCOWAN 2016/06/13 REV:	QUALITY SYMBOLS	GENERAL TOLERANCES (UNLESS SPECIFIED)	DIMENSION STYLE	SCALE	DESIGN UNITS	THIRD ANGLE PROJECTION
	▽=0	mm INCH	MM ONLY	2:1	METRIC	
	▽=0	4 PLACES ± --- ± ---	DRAWN BY DATE			EDGELINE 12.5GB 278CKTS 0.062"PCB 0.8MM PITCH
	▽=0	3 PLACES ± --- ± ---	DROSCA 2011/03/17			
		2 PLACES ± 0.15 ± ---	CHECKED BY DATE			<b>molex</b> DOCUMENT NO. SD-170673-2278 SHEET NO. 3 OF 4
		1 PLACE ± 0.25 ± ---	JCOMERC I 2011/03/28			
		0 PLACE ± ±	APPROVED BY DATE			
			JCOMERC I 2011/03/28			
		ANGULAR ± 2 °	MATERIAL NO.			
		DRAFT WHERE APPLICABLE MUST REMAIN WITHIN DIMENSIONS	SEE SHEET 1			
			SIZE C			
			THIS DRAWING CONTAINS INFORMATION THAT IS PROPRIETARY TO MOLEX INCORPORATED AND SHOULD NOT BE USED WITHOUT WRITTEN PERMISSION			

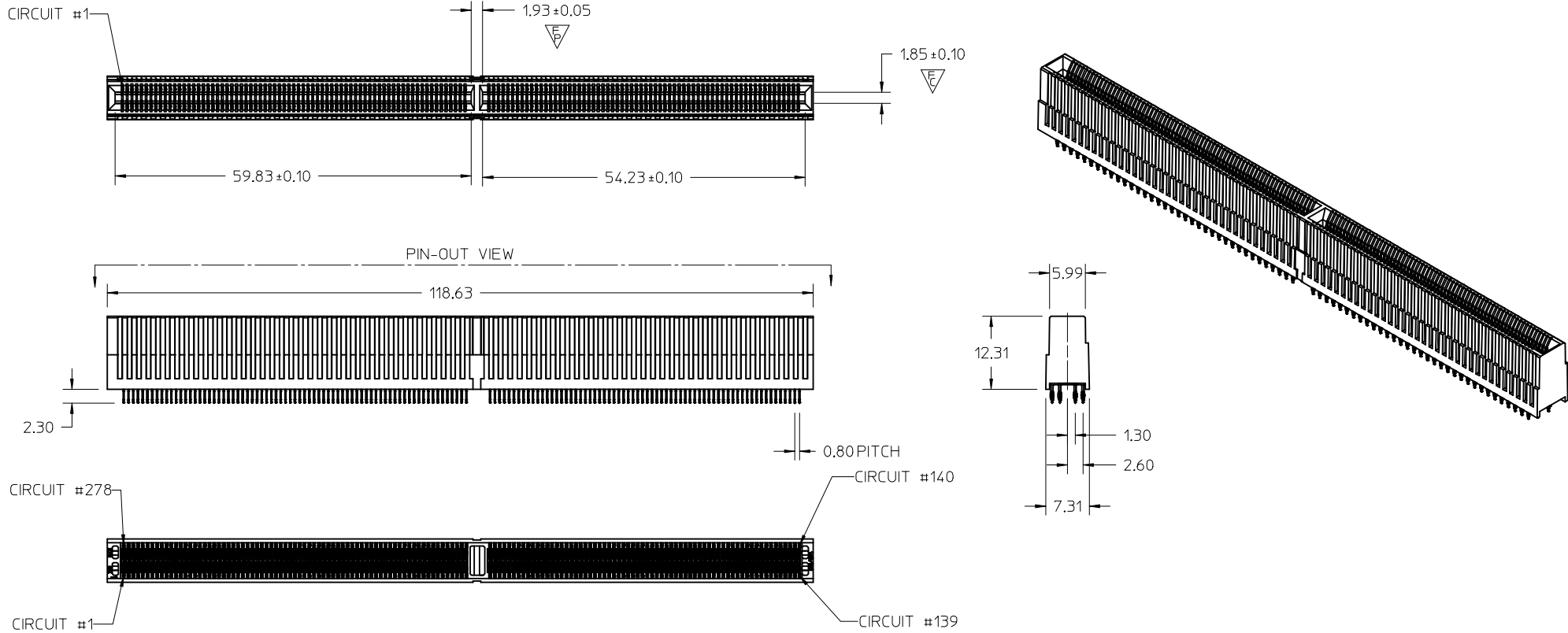
# MODULE EDGE CARD CONTACT DETAIL



**MATING PCB NOTES:**

1. CONNECTOR LAND CONDITIONS SHALL MEET THE MOST CURRENT REVISION OF PCB SPECIFICATION IPC-6012C-2010 SECTION 3.5.4.4.
2. DIMENSIONS APPLY TO LANDS ON BOTH SIDES OF THE BOARD.
3. THE THICKNESS OF THE OUTER METAL LAYERS, INCLUDING FOIL, COPPER PLATING, AND THE PROTECTIVE SURFACE FINISH, SHALL BE 0.066mm MAX.
4. CHAMFER ROUGHNESS NOT TO EXCEED 3.17 MICROMETERS.
5. CHAMFER PROCESS SHALL NOT DAMAGE THE GOLD EDGE LANDS.
6. EDGE CARD CHAMFER NOT TO GO THRU GOLD LANDS.
7. 0.03mm MAX PLATING OVERHANG ON ALL GOLD LAND EDGES.
8. MOLEX RECOMMENDS NO TIE-BARS ON THE LEADING EDGE OF THE GOLD LAND. IF TIE-BARS ARE USED, THEY SHALL BE PLACED TO ONE SIDE OF THE GOLD LAND. APPLIES TO ALL GOLD LANDS.

SEE SHEET 1 EC NO: UCP2016-4620 DRAWINGS 2016/06/02 CHKD: JAPPR:DMCGOWAN 2016/06/13 REVISIONS	QUALITY SYMBOLS	GENERAL TOLERANCES (UNLESS SPECIFIED)	DIMENSION STYLE <b>MM ONLY</b>	SCALE <b>8:1</b>	DESIGN UNITS <b>METRIC</b>	THIRD ANGLE PROJECTION
	▽=0	mm INCH	DRAWN BY DATE DROSCA 2011/03/17	TITLE <b>EDGE LINE 12.5GB 278CKTS 0.062"PCB 0.8MM PITCH</b>		
	▽=0	4 PLACES ± --- ± --- 3 PLACES ± --- ± --- 2 PLACES ± 0.15 ± --- 1 PLACE ± 0.25 ± --- 0 PLACE ± ±	CHECKED BY DATE JCOMERC I 2011/03/28			
	▽=0	ANGULAR ± 2 °	APPROVED BY DATE JCOMERC I 2011/03/28			
		DRAFT WHERE APPLICABLE MUST REMAIN WITHIN DIMENSIONS	MATERIAL NO. <b>SEE SHEET 1</b>	DOCUMENT NO. <b>SD-170673-2278</b>	SHEET NO. <b>4 OF 4</b>	
			THIS DRAWING CONTAINS INFORMATION THAT IS PROPRIETARY TO MOLEX INCORPORATED AND SHOULD NOT BE USED WITHOUT WRITTEN PERMISSION			

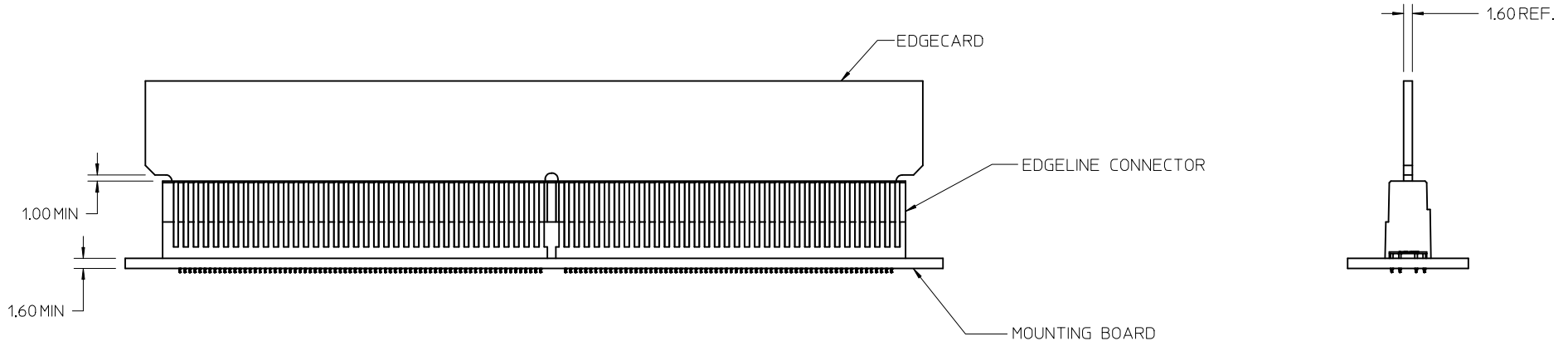


NOTES:

- MATERIAL:  
HOUSING - GLASS FILLED THERMOPLASTIC, 94-V0, BLACK  
TERMINALS - COPPER ALLOY
- FINISH:  
CONTACT AREA: HARD GOLD -0.76µm MIN OVER 3.80µ NICKEL  
COMPLIANT AREA: TIN - 0.76/1.52µm OVER NICKEL
- REFER TO PS-75594-999 PRODUCT SPECIFICATION FOR ALL ELECTRICAL, MECHANICAL AND ENVIRONMENTAL SPECIFICATIONS.
- REFER TO PK-76693-900 FOR ALL PACKAGING SPECIFICATIONS.
- PROCESSING: PRESSFIT TO PC BOARD.
- MATING PC BOARD THICKNESS = 1.60±0.16MM OVER CONTACT PADS.
- THIS PART CONFORMS TO CLASS B REQUIREMENTS OF COSMETIC SPEC PS-45499-002

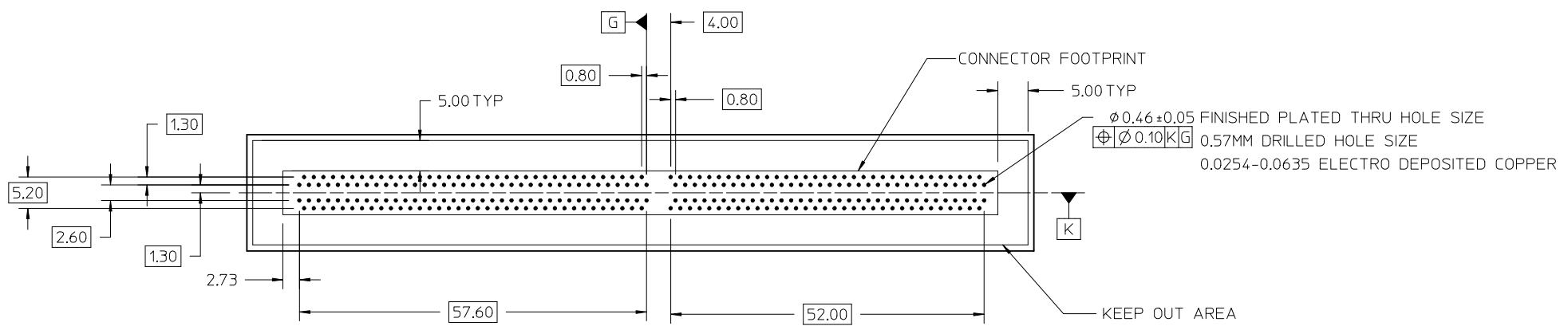
CORRECT EDGE CARD WIDTH TOLERANCE EC NO: UCP2016-4620 2016/06/02	DRAWINGS CHKD: DRWINGES APPR: DMCOWAN 2016/06/13	DESCRIPTION	QUALITY SYMBOLS	GENERAL TOLERANCES (UNLESS SPECIFIED)		DIMENSION STYLE <b>MM ONLY</b>		SCALE <b>2:1</b>	DESIGN UNITS <b>METRIC</b>	THIRD ANGLE PROJECTION		
				mm	INCH	DRAWN BY DROSCA	DATE 2011/03/17	TITLE <b>EDGE LINE 12.5GB 278CKTS 0.062*PCB 0.8MM PITCH</b>				
D	REV	DESCRIPTION	QUALITY SYMBOLS	4 PLACES ± ---	± ---	CHECKED BY JCOMERC I	DATE 2011/03/28			MATERIAL NO. <b>1706732278</b>	DOCUMENT NO. <b>SD-170673-2278</b>	SHEET NO. <b>1 OF 4</b>
				3 PLACES ± ---	± ---	APPROVED BY JCOMERC I	DATE 2011/03/28					
				2 PLACES ± 0.15	± ---	DRAFT WHERE APPLICABLE MUST REMAIN WITHIN DIMENSIONS						
				1 PLACE ± 0.25	± ---	THIS DRAWING CONTAINS INFORMATION THAT IS PROPRIETARY TO MOLEX INCORPORATED AND SHOULD NOT BE USED WITHOUT WRITTEN PERMISSION						
				0 PLACE ±	±							
				ANGULAR ± 2 °								

# EDGE LINE CONNECTOR BOARD MOUNTING

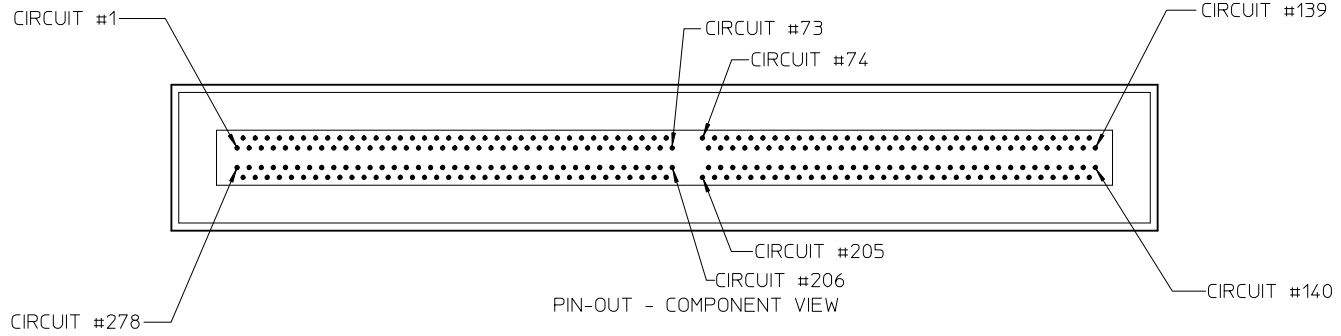


SEE SHEET 1 EC NO: UCP2016-4620 2016/06/02 DRWNGES CHKD: APPR:DMCGOWAN 2016/06/13	QUALITY SYMBOLS	GENERAL TOLERANCES (UNLESS SPECIFIED)	DIMENSION STYLE	SCALE	DESIGN UNITS	THIRD ANGLE PROJECTION
	▽=0	mm INCH	MM ONLY	2:1	METRIC	☉
	▽=0	4 PLACES ± --- ± ---	DRAWN BY DATE	TITLE		
	▽=0	3 PLACES ± --- ± ---	DROSCA 2011/03/17	EDGE LINE 12.5GB 278CKTS 0.062"PCB 0.8MM PITCH		
REV	DESCRIPTION	ANGULAR ± 2 °	CHECKED BY DATE	DOCUMENT NO.		
D		DRAFT WHERE APPLICABLE MUST REMAIN WITHIN DIMENSIONS	JCOMERC I 2011/03/28	SD-170673-2278		
			APPROVED BY DATE	SHEET NO.		
			JCOMERC I 2011/03/28	2 OF 4		
			MATERIAL NO.	THIS DRAWING CONTAINS INFORMATION THAT IS PROPRIETARY TO MOLEX INCORPORATED AND SHOULD NOT BE USED WITHOUT WRITTEN PERMISSION		
			SEE SHEET 1			

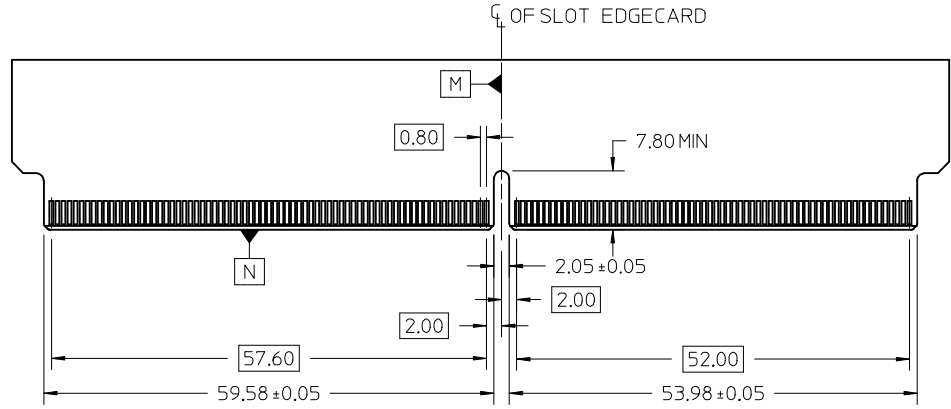




PCB LAYOUT - COMPONENT VIEW



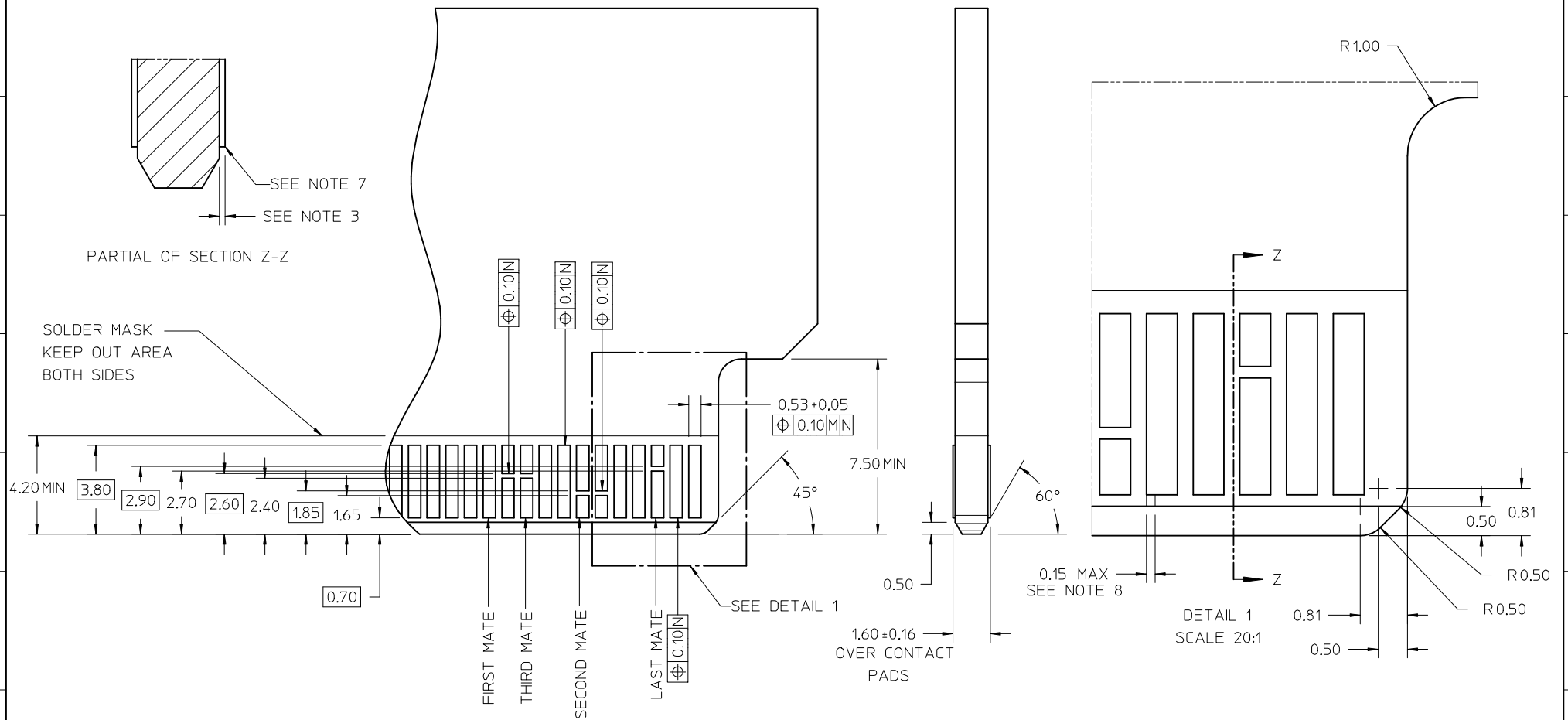
PIN-OUT - COMPONENT VIEW



G OF SLOT EDGE CARD

SEE SHEET 1 EC NO: UCP2016-4620 DRWNGES 2016/06/02 CHKD: JCOMERC I APPR: DMCOWAN 2016/06/13	QUALITY SYMBOLS ▽=0 ▽=0 ▽=0	GENERAL TOLERANCES (UNLESS SPECIFIED) <table border="1"> <tr> <th></th> <th>mm</th> <th>INCH</th> </tr> <tr> <td>4 PLACES</td> <td>± ---</td> <td>± ---</td> </tr> <tr> <td>3 PLACES</td> <td>± ---</td> <td>± ---</td> </tr> <tr> <td>2 PLACES</td> <td>± 0.15</td> <td>± ---</td> </tr> <tr> <td>1 PLACE</td> <td>± 0.25</td> <td>± ---</td> </tr> <tr> <td>0 PLACE</td> <td>±</td> <td>±</td> </tr> </table>		mm	INCH	4 PLACES	± ---	± ---	3 PLACES	± ---	± ---	2 PLACES	± 0.15	± ---	1 PLACE	± 0.25	± ---	0 PLACE	±	±	DIMENSION STYLE <b>MM ONLY</b> DRAWN BY DATE DROSCA 2011/03/17 CHECKED BY DATE JCOMERC I 2011/03/28 APPROVED BY DATE JCOMERC I 2011/03/28	SCALE <b>2:1</b> DESIGN UNITS <b>METRIC</b> THIRD ANGLE PROJECTION	TITLE <b>EDGELINE 12.5GB 278CKTS          0.062"PCB 0.8MM PITCH</b>
		mm	INCH																				
	4 PLACES	± ---	± ---																				
	3 PLACES	± ---	± ---																				
2 PLACES	± 0.15	± ---																					
1 PLACE	± 0.25	± ---																					
0 PLACE	±	±																					
DRAFT WHERE APPLICABLE MUST REMAIN WITHIN DIMENSIONS	MATERIAL NO. <b>SEE SHEET 1</b>	DOCUMENT NO. <b>SD-170673-2278</b>	SHEET NO. <b>3 OF 4</b>																				
THIS DRAWING CONTAINS INFORMATION THAT IS PROPRIETARY TO MOLEX INCORPORATED AND SHOULD NOT BE USED WITHOUT WRITTEN PERMISSION																							

# MODULE EDGE CARD CONTACT DETAIL



**MATING PCB NOTES:**

1. CONNECTOR LAND CONDITIONS SHALL MEET THE MOST CURRENT REVISION OF PCB SPECIFICATION IPC-6012C-2010 SECTION 3.5.4.4.
2. DIMENSIONS APPLY TO LANDS ON BOTH SIDES OF THE BOARD.
3. THE THICKNESS OF THE OUTER METAL LAYERS, INCLUDING FOIL, COPPER PLATING, AND THE PROTECTIVE SURFACE FINISH, SHALL BE 0.066mm MAX.
4. CHAMFER ROUGHNESS NOT TO EXCEED 3.17 MICROMETERS.
5. CHAMFER PROCESS SHALL NOT DAMAGE THE GOLD EDGE LANDS.
6. EDGE CARD CHAMFER NOT TO GO THRU GOLD LANDS.
7. 0.03mm MAX PLATING OVERHANG ON ALL GOLD LAND EDGES.
8. MOLEX RECOMMENDS NO TIE-BARS ON THE LEADING EDGE OF THE GOLD LAND. IF TIE-BARS ARE USED, THEY SHALL BE PLACED TO ONE SIDE OF THE GOLD LAND. APPLIES TO ALL GOLD LANDS.

SEE SHEET 1 EC NO: UCP2016-4620 DRAWINGS 2016/06/02 CHKD: JAPPR:DMCGOWAN 2016/06/13 REVISION DESCRIPTION	QUALITY SYMBOLS	GENERAL TOLERANCES (UNLESS SPECIFIED)		DIMENSION STYLE <b>MM ONLY</b>		SCALE <b>8:1</b>	DESIGN UNITS <b>METRIC</b>	THIRD ANGLE PROJECTION	
	▽=0	mm	INCH	DRAWN BY	DATE	TITLE <b>EDGELINE 12.5GB 278CKTS 0.062"PCB 0.8MM PITCH</b>			
	▽=0	4 PLACES ± ---	± ---	DROSCA	2011/03/17				
	▽=0	3 PLACES ± ---	± ---	CHECKED BY	DATE	DOCUMENT NO. <b>SD-170673-2278</b>			
▽=0	2 PLACES ± 0.15	± ---	JCOMERC I	2011/03/28					
	1 PLACE ± 0.25	± ---	APPROVED BY	DATE	SHEET NO. <b>4 OF 4</b>				
	0 PLACE ±	±	JCOMERC I	2011/03/28					
	ANGULAR ± 2 °		MATERIAL NO.		THIS DRAWING CONTAINS INFORMATION THAT IS PROPRIETARY TO MOLEX INCORPORATED AND SHOULD NOT BE USED WITHOUT WRITTEN PERMISSION				
	DRAFT WHERE APPLICABLE MUST REMAIN WITHIN DIMENSIONS		SEE SHEET 1						