

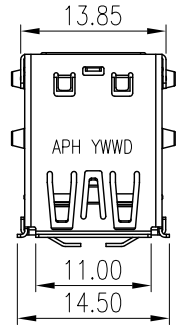
This document is the property of Amphenol Corporation and is delivered on the express condition that is not to be disclosed, reproduced or used, in whole or in part, for manufacture or sale by anyone other than Amphenol Corporation without its prior consent, and that no right is granted to disclose or to use any information in this document.
The marking on this product doesn't contain environmental hazardous materials per directive 2011/65/EU for RoHS compliant.



ORIGINAL



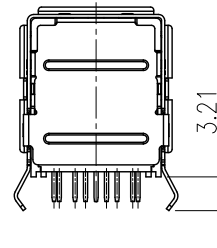
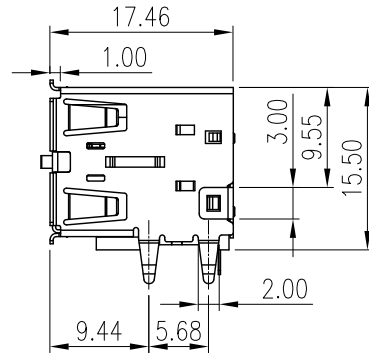
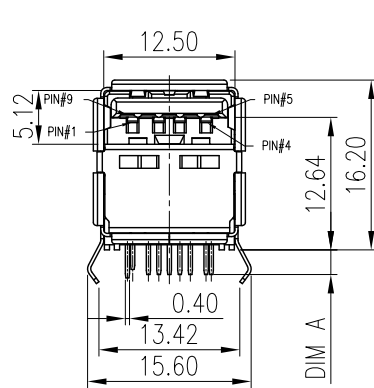
REVISIONS				
SYM	ECN No.	DESCRIPTION	DATE	APPROVED
A	NE-14055	RELEASE TO PRODUCTION	04/08/2014	Arron Lin
B	NE-15125	ADD TAIL 2.10mm OPTIONS & UPDATE REAR SHELL TO SUS430	10/26/2015	Arron Lin
C	NE-19076	MIDDLE SHELL METAL CHANGE TO STAINLESS STEEL	05/06/2019	Roger Tsai



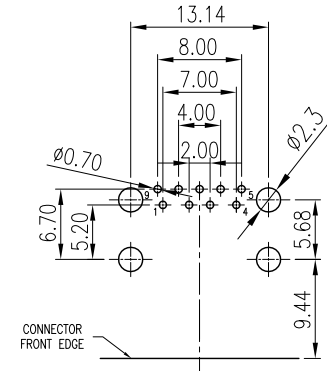
P/N: GSB3117 X 5 X EU
CONTACT FINISH: 1: FLASH GOLD 2: 15u" GOLD 3: 30u" GOLD
TAIL OPTIONS (DIM A) BLANK : 2.35 mm 2 : 2.10 mm

NOTES:

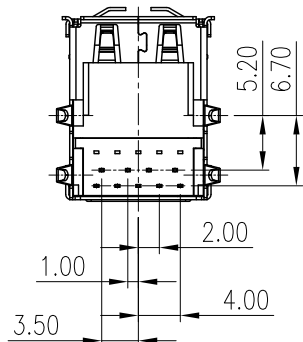
- MATERIAL:
HOUSING: HIGH TEMPERATURE THERMAL PLASTIC, UL94V-0, COLOR:BLUE(300C).
USB 3.0 TERMINAL(5~9 PIN): BRASS.
USB 2.0 TERMINAL(1~4 PIN): PHOSPHOR BRONZE.
SHELL: STAINLESS STEEL.
MIDDLE SHELL: METAL ALLOY.
REAR SHELL: SUS430.
- FINISH:
TERMINAL:
CONTACT AREA: SELECTIVE PLATING;
SOLDERING AREA: MATTE TIN PLATING 100 μ" THICKNESS MIN.;
UNDER PLATING: NICKEL PLATING 50 μ" THICKNESS MIN.OVERALL.
SHELL:
NICKEL PLATING 100 μ" THICKNESS MIN.OVERALL.
MIDDLE SHELL:
NICKEL PLATING 100 μ" THICKNESS MIN.OVERALL.
- PRODUCT SPECIFICATION REFER TO : PS-7425.
- THIS PRODUCT DOESN'T CONTAIN ENVIRONMENTAL HAZARDOUS PER DIRECTIVE 2011/65/EU FOR RoHS COMPLIANT.



Pin Number	Signal Name
1	VBUS
2	D-
3	D+
4	GND
5	SSRX-
6	SSRX+
7	GND_DRAIN
8	SSTX-
9	SSTX+
Shell	Shield



REFERENCE P.C.B LAYOUT



TOLERANCE	APPROVALS	DATE	TITLE		Amphenol®		
X. ±0.30 X.X ±0.20 X.XX ±0.10 X.XXX ±0.10	DRAWN Debby Hung	05/06/2019	USB 3.0 TYPE A RIGHT ANGLE DIP HIGH-RISE TYPE		Amphenol Corporation Amphenol Taiwan Corporation		
	CHECKED Sandy Wu	05/06/2019					
	APPROVED Roger Tsai	05/06/2019					
ANGULAR ±1°	DWG TYPE CUST DWG	PROJECT CODE OTHER	UNIT mm	SCALE NA	SIZE A3	PART No. GSB3117X5XEU	
UNLESS OTHERWISE SPECIFIED					SHEET 1 OF 2	DWG No. GSB3117X5XEU	REV. C

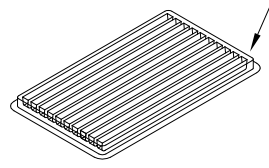
This document is the property of Amphenol Corporation and is delivered on the express condition that is not to be disclosed, reproduced or used, in whole or in part, for manufacture or sale by anyone other than Amphenol Corporation without its prior consent, and that no right is granted to disclose or to use any information in this document.
The marking on this product doesn't contain environmental hazardous materials per directive 2011/65/EU for RoHS compliant.



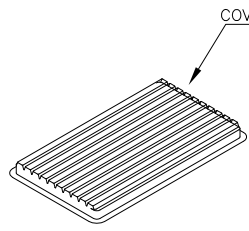

ORIGINAL



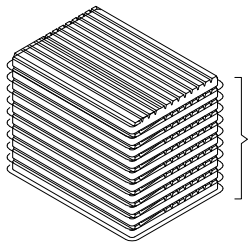
REVISIONS				
SYM	ECN No.	DESCRIPTION	DATE	APPROVED
A	NE-14055	RELEASE TO PRODUCTION	04/08/2014	Arron Lin
B	NE-15125	ADD TAIL 2.10mm OPTIONS & UPDATE REAR SHELL TO SUS430	10/26/2015	Arron Lin
C	NE-19076	MIDDLE SHELL METAL CHANGE TO STAINLESS STEEL	05/06/2019	Roger Tsai



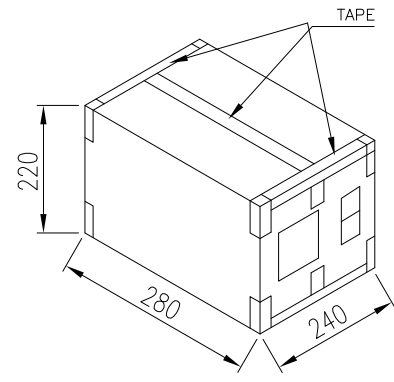
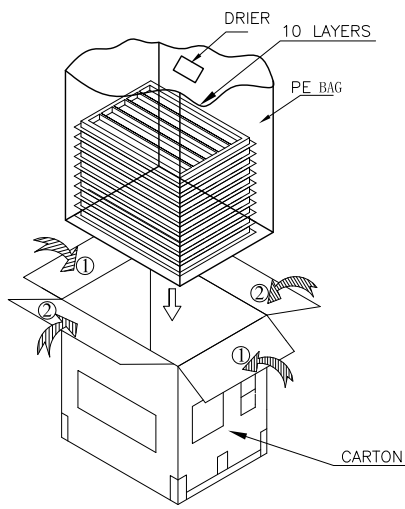
100 PCS/TRAY



COVER TRAY



10 LAYERS



PACKAGING BY TRAY	6.40	5.40	100	10	1000	GSB3117X5XEU
	G/W KG	N/W KG	PCS/TRAY	TRAYS/BOX	QUANTITY (PCS)	PART NUMBER

TOLERANCE	APPROVALS	DATE	TITLE		PART No.	
X. ±0.30	DRAWN Debby Hung	05/06/2019	USB 3.0 TYPE A RIGHT ANGLE DIP HIGH-RISE TYPE		Amphenol® Amphenol Corporation Amphenol Taiwan Corporation	
X.X ±0.20	CHECKED Sandy Wu	05/06/2019				
X.XXX ±0.10	APPROVED Roger Tsai	05/06/2019				
ANGULAR ±1°	DWG TYPE CUST DWG	PROJECT CODE OTHER		UNIT mm	SIZE A3	PART No. GSB3117X5XEU
UNLESS OTHERWISE SPECIFIED				SCALE NA	SHEET 2 OF 2	DWG No. GSB3117X5XEU REV. C