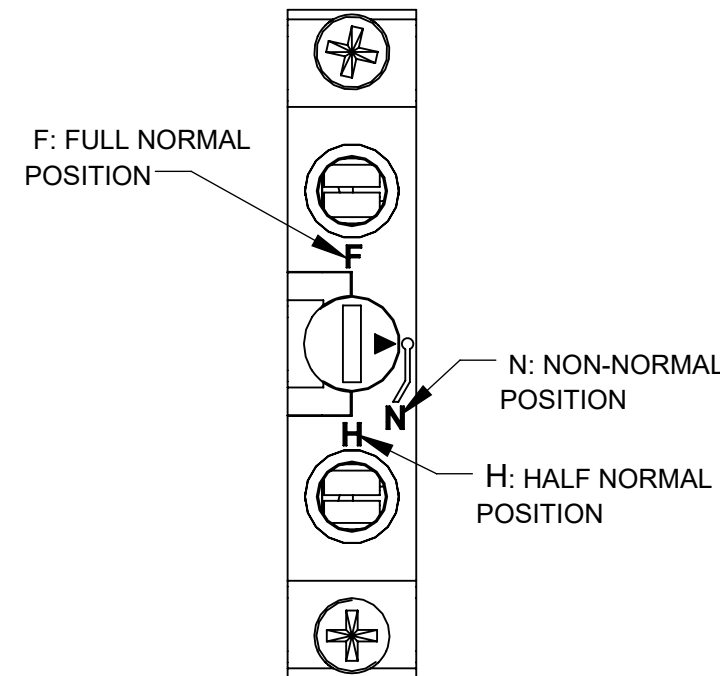
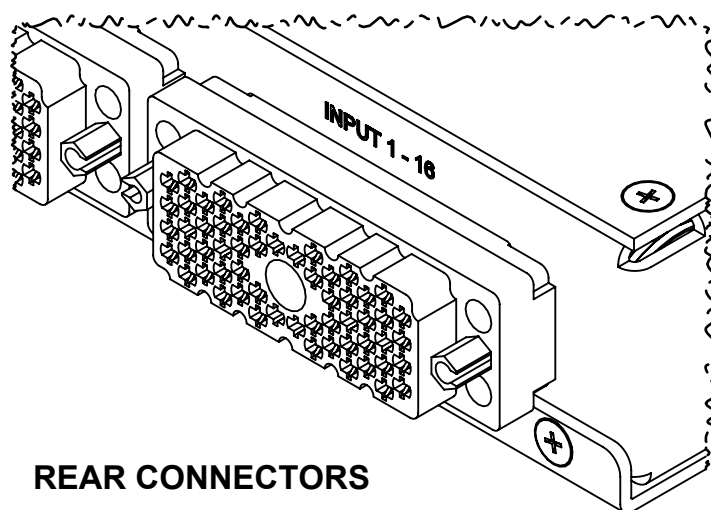
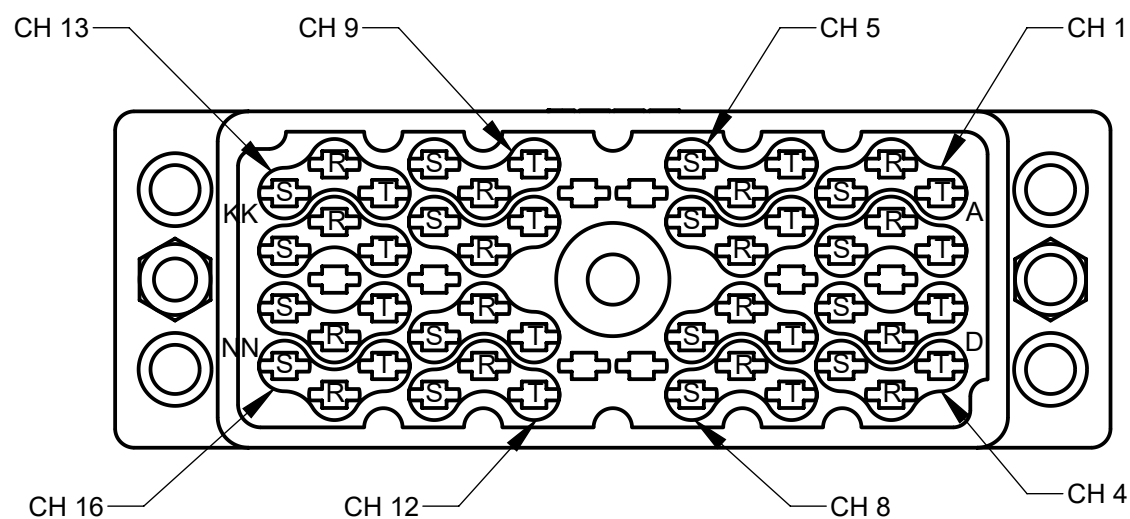
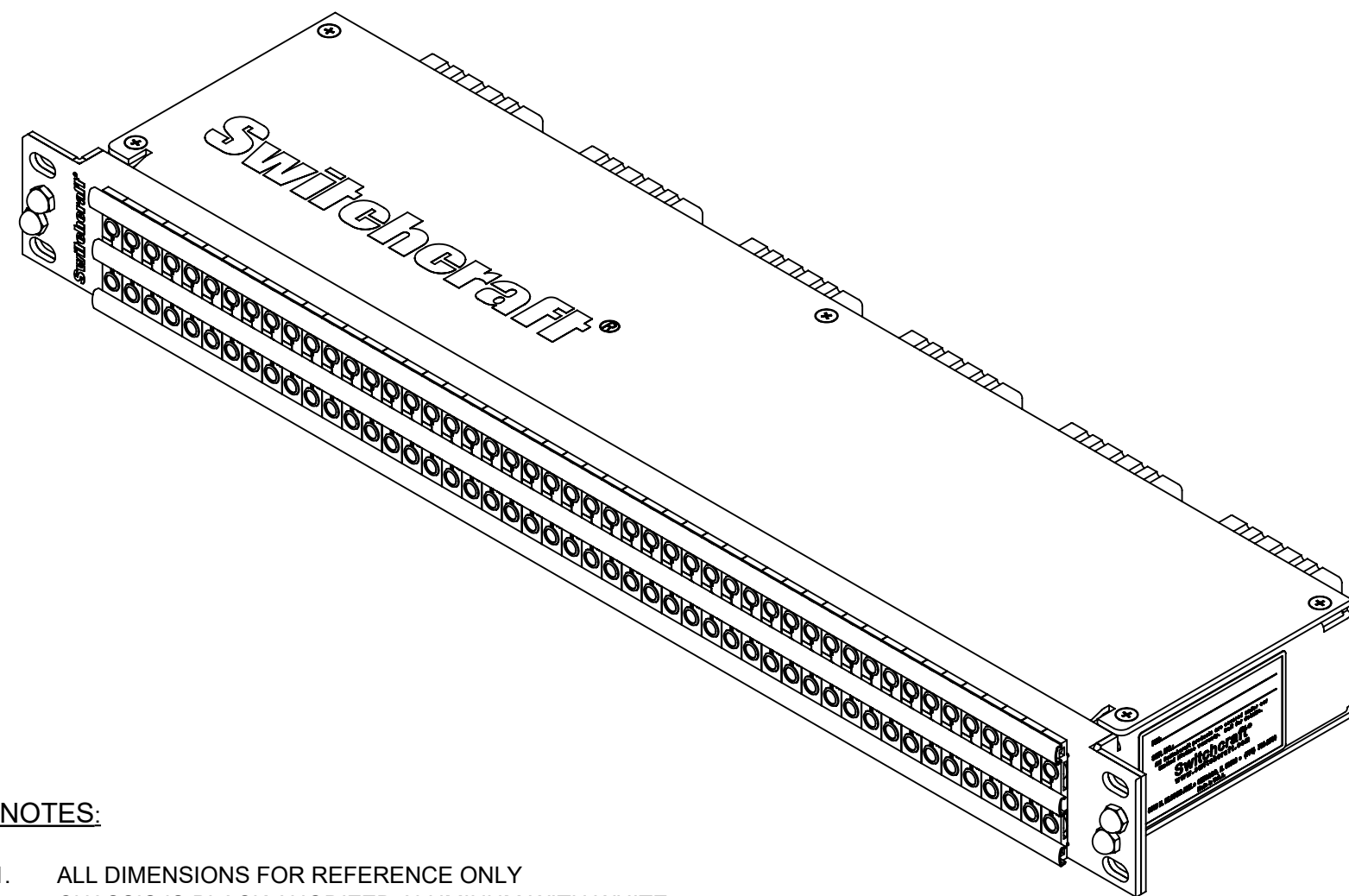
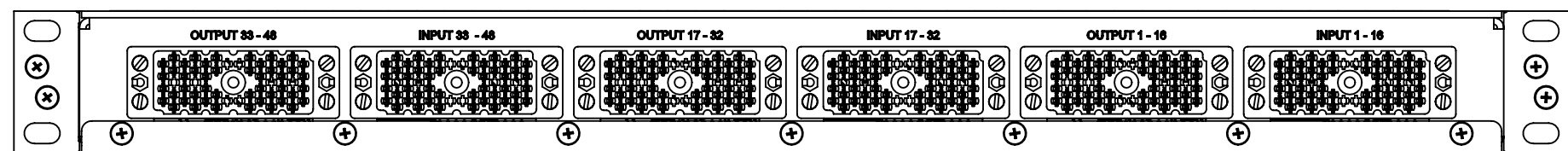
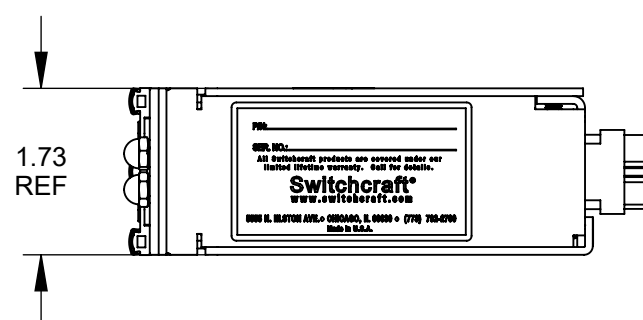
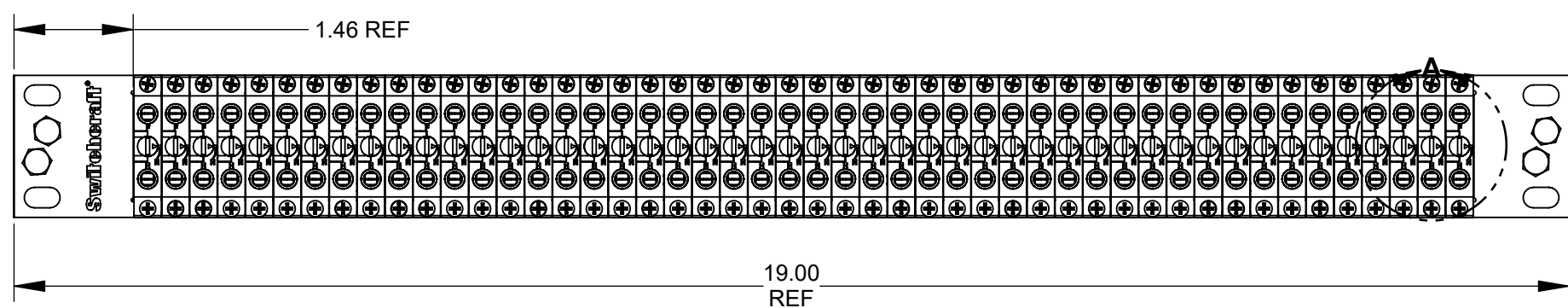


PROGRAMMABLE GROUND SWITCHES
UP POSITION = VERTICALLY STRAPPED
DOWN POSITION = ISOLATED



TOP COVER REMOVED

DETAIL A
NON-NORMAL POSITION



REAR CONNECTORS

NOTES:

1. ALL DIMENSIONS FOR REFERENCE ONLY
2. CHASSIS IS BLACK ANODIZED ALUMINUM WITH WHITE LASER ETCHED TEXT AND ARTWORK
3. DESIGNATION STRIPS SHIPPED ASSEMBLED
4. THIS PRODUCT IS RoHS COMPLIANT

WIRING CHART																
JACK NO.	1	2	3	4	5	6	7	8	9	10	11	12	13	14	15	16
TIP	A	B	C	D	R	S	U	V	k	l	m	n	z	AA	BB	CC
RING	E	F	J	K	W	X	Y	Z	p	r	s	t	DD	EE	HH	JJ
SLEEVE	L	M	N	P	a	b	c	d	u	v	x	y	KK	LL	MM	NN

CUSTOMER DRAWING

				UNLESS OTHERWISE SPECIFIED				THIS DRAWING DESCRIBES A DESIGN CONSIDERED PROPRIETARY IN NATURE, DEVELOPED AND MANUFACTURED BY SWITCHCRAFT INC. AND IS RELEASED ON A CONFIDENTIAL BASIS FOR IDENTIFICATION PURPOSES ONLY.									
				1. ALL DIMENSIONS IN INCHES [mm]				SIZE *		WIDTH *		MULT *		LBS/M *		TEMPER *	
				- TWO PLACE DECIMALS ±0.02 [0.5]				FINISH *				MATERIAL *					
				- THREE PLACE DECIMALS ±0.005 [0.13]				SPEC No. *				SPEC No. *					
								FIRST USED ON *		SCALE							
										1:4							
0A		P-15002-1		8/10/2020		NS		SRC		DATE DRAWN		BY		CHKD		APVD	
REV		ECO NUMBER		DATE		BY		APVD		8/10/2020		NS		8/10/20		8/10/20	
				DO NOT SCALE DRAWING				NAME		TT EZ NORM PATCHBAY		PART No.		TTEZN10PE56PRS		REV	
								1RU EDAC56 RECEPT. PROG GROUNDS								0A	

SolidWorks CAD File