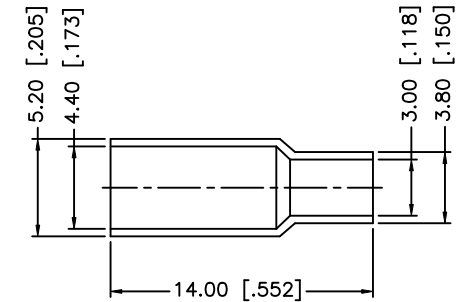
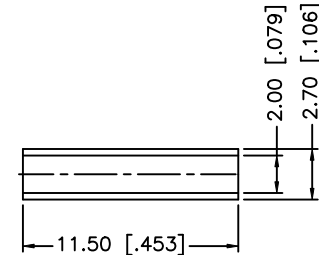
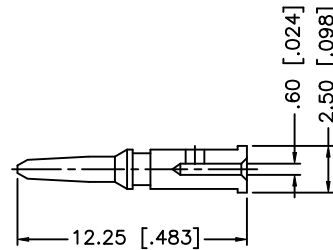
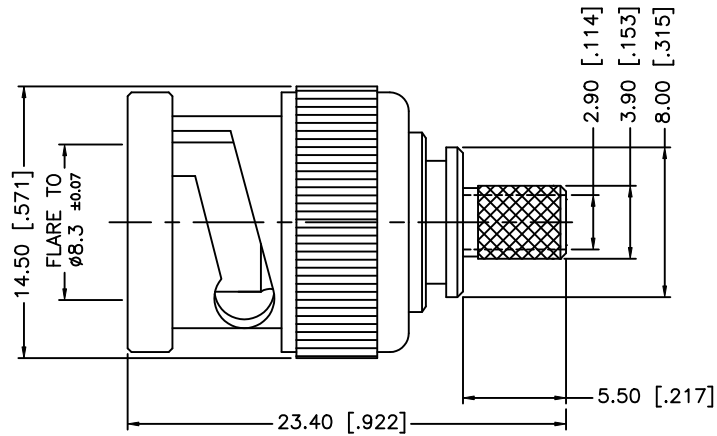
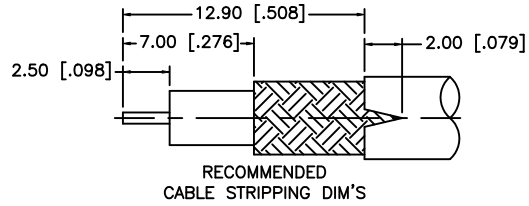


REV.	DATE	ECR NO.	DESCRIPTION
D	01/14/03	-	UPDATE DRAWING FORMAT
E	04/17/06	-	UPDATE STRIPPING DIMENSIONS
F	09/29/08	-	ADD "75 ohms" TO DESCRIPTION/ MODIFY NOTE 2



NOTES:

1. CRIMPED FERRULE HEX CRIMP SIZE .178" [4.52]
2. CRIMPED CONTACT PIN HEX CRIMP SIZE .068" [1.73]

DESCRIPTION	MATERIAL	FINISH	QTY	DO NOT SCALE DRAWING	APPROVALS	DATE	Amphenol Connex							
					DRAWN	GRS	09/29/08	PART DESCRIPTION BNC CRIMP PLUG - 75 ohms (FOR 100mHz RGB CABLE)						
					CHECKED									
					ISSUED			PART NO. 112491-10						
					SHEET	1 OF 1								
					CAD FILE	C:/112/112491-10.DWG	DWG. NO.	112491-10.DWG	REV.	F	SIZE	A	SCALE	NA

UNLESS OTHERWISE SPECIFIED DIMENSIONS ARE IN MILLIMETERS. DIMENSIONS IN [ ] ARE IN INCHES AND FOR CUSTOMER REFERENCE ONLY.

UNLESS OTHERWISE SPECIFIED TOLERANCES FOR MILLIMETERS ARE:  
0.5 - 8mm ± 0.20mm  
8 - 30mm ± 0.40mm  
30 - 120mm ± 0.50mm

UNLESS OTHERWISE SPECIFIED TOLERANCES FOR INCHES ARE:  
.020 - .315 = ± 0.007"  
.315 - 1.180 = ± 0.015"  
1.180 - 4.724 = ± 0.020"