



Standard Antenna Solutions

Selector Guide

Part Number	698-821 MHz LTE	824-894 MHz GSM / CDMA 850	860-960 MHz GSM 900	868-870 MHz ZB EU	902-928 MHz ISM / ZB US	1565-1585 MHz GPS	1710-1880 MHz GSM 1800	1850-1990 MHz GSM / CDMA 1900	1920-2170 MHz UMTS	2300-2700 MHz LTE WiMAX	2300-3800 MHz WiMAX	3300-3800 MHz WiMAX	2400-2483.5 MHz BT / Wi-Fi / ZB	3100-6000 MHz UWB	4900-5875 MHz Wi-Fi	5150-5875 MHz Wi-Fi	Page Number
1513156-1				X													4
1513164-1												X				X	26
1513168-1				X													6
1513169-1		X	X														2
1513247-1		X					X										42
1513259-1		X	X			X	X										44
1513273-1		X	X			X	X										46
1513317-1		X	X			X	X	X									48
1513349-1												X					8
1513353-1												X					10
1513381-1													X				54
1513430-1												X					12
1513431-1												X					14
1513434-1			X			X											50
1513472-5												X				X	28
1513504-1												X					16
1513634-1					X												52
1513711-1									X	X				X			56
1513712-1									X	X				X			57
1513797-1												X					18
2118016-1												X				X	30
2118059-1										X	X						20
2118060-1										X	X					X	32
2118308-1	X	X	X			X	X	X	X								38
2118309-1												X			X		22
2118310-1	X	X	X			X	X	X	X								40
2118315-1												X			X		24
2118316-1															X		34
2118326-1														X			36

Legend: ZB = ZigBee
BT = Bluetooth

Bluetooth is a trademark of Bluetooth SIG, Inc.
Wi-Fi is a trademark of Wi-Fi Alliance.
WiMAX is a trademark of WiMAX Forum.
ZigBee is a trademark of ZigBee Alliance.

For design support in USA, please send an e-mail to antenna.AMER@te.com
For design support in Europe, please send an e-mail to antenna.EMEA@te.com
For design support in Asia Pacific, please send an e-mail to antenna.AP@te.com

Table of Contents

Bluetooth / ZigBee / Wi-Fi / ISM

868-870 MHz Frequency	
Part Number 1513169-1	2, 3
902-928 MHz Frequency	
Part Number 1513156-1	4, 5
Part Number 1513168-1	6, 7
2400-2483.5 MHz Frequency	
Part Number 1513349-1	8, 9
Part Number 1513353-1	10, 11
Part Number 1513430-1	12, 13
Part Number 1513431-1	14, 15
Part Number 1513504-1	16, 17
Part Number 1513797-1	18, 19
Part Number 2118059-1	20, 21
2400-2483.5; 4900-5875 MHz Frequency	
Part Number 1513711-1	56
Part Number 1513712-1	57
Part Number 2118309-1	22, 23
Part Number 2118315-1	24, 25
2400-2483.5; 5150-5875 MHz Frequency	
Part Number 1513164-1	26, 27
Part Number 1513472-5	28, 29
Part Number 2118016-1	30, 31
Part Number 2118060-1	32, 33
4900-5875 MHz Frequency	
Part Number 2118316-1	34, 35
Part Number 2118326-1	36, 37

Cell, LTE, & WiMAX

698-960; 1710-2170; 2300-2700 MHz Frequency	
Part Number 2118308-1	38, 39
Part Number 2118310-1	40, 41
824-894 MHz Frequency	
Part Number 1513169-1	2, 3
824-894;1850-1990 MHz Frequency	
Part Number 1513247-1	42, 43
824-960;1710-1990 MHz Frequency	
Part Number 1513259-1	44, 45
Part Number 1513273-1	46, 47
824-960; 1710-2170 MHz Frequency	
Part Number 1513317-1	48, 49
880-960; 1710-1880 MHz Frequency	
Part Number 1513434-1	50, 51
2300-3800 MHz Frequency	
Part Number 2118059-1	20, 21
Part Number 2118060-1	32, 33
2300-2700; 3300-3800; 4900-5875 MHz Frequency	
Part Number 1513711-1	56
Part Number 1513712-1	57

Others (GPS, UWB)

1565-1585 MHz Frequency	
Part Number 1513634-1	52, 53
3100-6000 MHz Frequency	
Part Number 1513381-1	54, 55

External QSL Antennas

2300-2700; 3300-3800; 4900-5875 MHz Frequency	
Part Number 1513711-1	56
Part Number 1513712-1	57

Disclaimer

While TE has made every reasonable effort to ensure the accuracy of the information in this catalog, TE does not guarantee that it is error-free, nor does TE make any other representation, warranty or guarantee that the information is accurate, correct, reliable or current. TE reserves the right to make any adjustments to the information contained herein at any time without notice. TE expressly disclaims all implied warranties regarding the information contained herein, including, but not limited to, any implied warranties of merchantability or fitness for a particular purpose. The dimensions in this catalog are for reference purposes only and are subject to change without notice. Specifications are subject to change without notice. Consult TE for the latest dimensions and design specifications.

©2014 TE Connectivity Ltd. family of companies. All Rights Reserved.

TE Connectivity and the TE Connectivity (logo) are trademarks.

Bluetooth is a trademark of Bluetooth SIG, Inc.

WiMAX is a trademark of WiMAX Forum.

Wi-Fi is a trademark of Wi-Fi Alliance.

ZigBee is a trademark of ZigBee Alliance.

Other logos, product and Company names mentioned herein may be trademarks of their respective owners.

824 – 894 MHz Single Band Antenna (US Cellular and includes frequencies of ZigBee EU)


Part Number: 1513169-1

Product Facts

- This small embedded antenna provides the most reliable easy-to-use, and adjustment-free antenna technology for handling during assembly and implementation by developers
- RoHS compliant

Recommendations

- Minimum or no matching circuits required
- Bandwidth and performance is dependent on ground plane size. Suggested minimum ground plane length from the antenna feed is 100 mm.

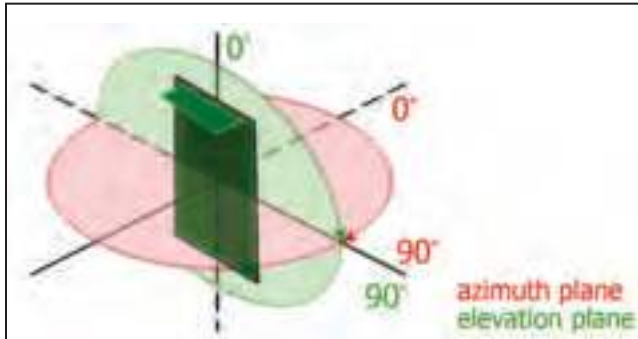


Specifications


Frequency Range (MHz) — 824 – 894
Peak Gain — +2 dBi
VSWR — < 2.5:1
Polarization — Linear
Azimuth Beamwidth — Omni-directional
Power Handling — 10 Watt cw

Feed Point Impedance — 50 Ohms unbalanced
Size — 38.10 mm x 15.24 mm x 1.57 mm
Weight — < 2 g
Mounting — Tab mounted with plated through holes. See next page
Keep Out Area — See diagram on next page

Test Orientation in Free Space



VSWR




Azimuth



Elevation



Efficiency

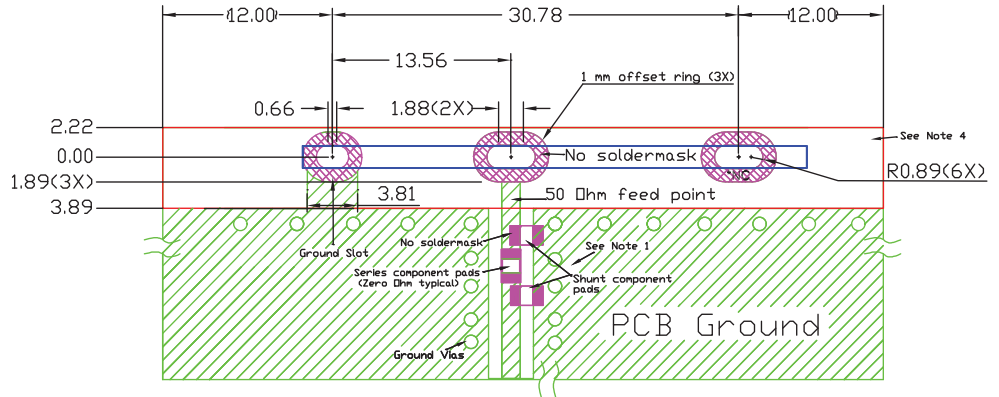


ZigBee is a trademark of ZigBee Alliance.

824 – 894 MHz Single Band Antenna (US Cellular and includes frequencies of ZigBee EU) (Continued)

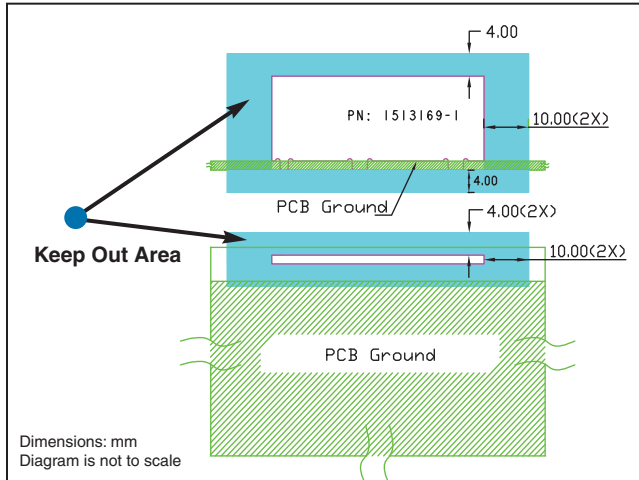
Part Number: 1513169-1
(Continued)

Mounting Guide

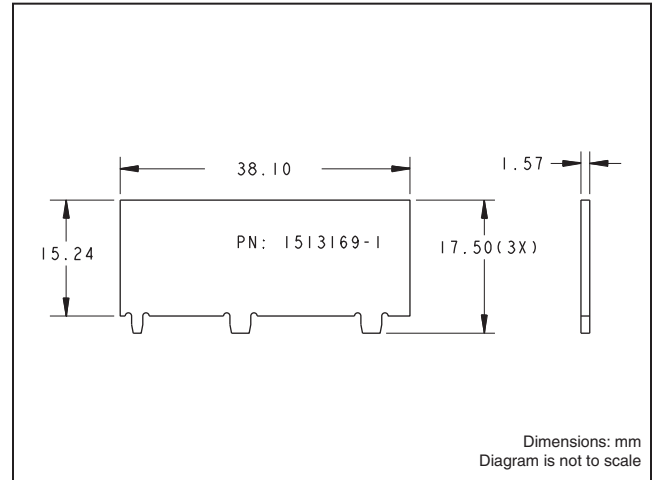


- NOTES:
1. Suggested matching component pads.
 2. Antenna must be mounted on the edge of PCB.
 3. NC = No connection (mechanical mounting pads).
 4. No copper allowed in designated area on all PCB layers – Dimensions: mm
Diagram is not to scale
 5. For more information please call TE.

Keep Out Area



Approx. Dimensions



ZigBee is a trademark of ZigBee Alliance.

For design support in USA, please send an e-mail to antenna.AMER@te.com
 For design support in Europe, please send an e-mail to antenna.EMEA@te.com
 For design support in Asia Pacific, please send an e-mail to antenna.AP@te.com

902 – 928 MHz Single Band Antenna (includes frequencies of 915 ISM and ZigBee US)


Part Number: 1513156-1

Product Facts

- Small and lightweight
- Available in tape & reel
- RoHS compliant

Recommendations

- Minimum or no matching circuits required
- Bandwidth and performance is dependent on ground plane size. Suggested minimum ground plane length from the antenna feed is 90 mm.
- PCB ground is to be on top layer

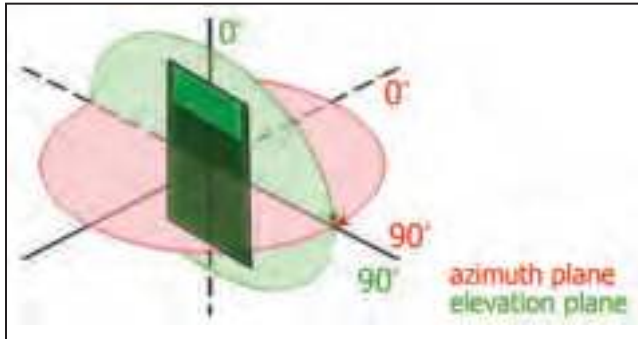


Specifications


Frequency Range (MHz) — 902 – 928
Peak Gain — +1 dBi
VSWR — < 2.5:1
Polarization — Linear
Power Handling — 10 Watt cw
Feed Point Impedance — 50 Ohms unbalanced

Size — 38.10 mm x 6.60 mm x 1.57 mm
Weight — < 0.9 g
Mounting — Surface-mount technology. See next page
Keep Out Area — See diagram on next page

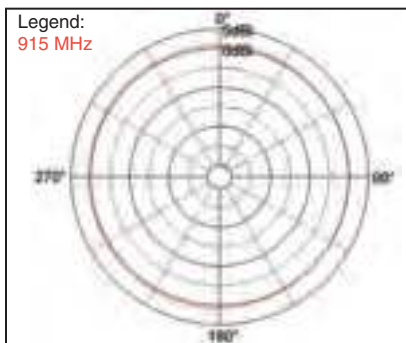
Test Orientation in Free Space



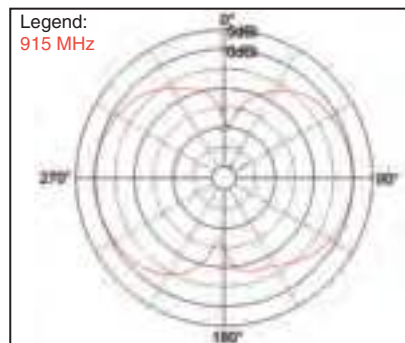
VSWR




Azimuth



Elevation



Efficiency

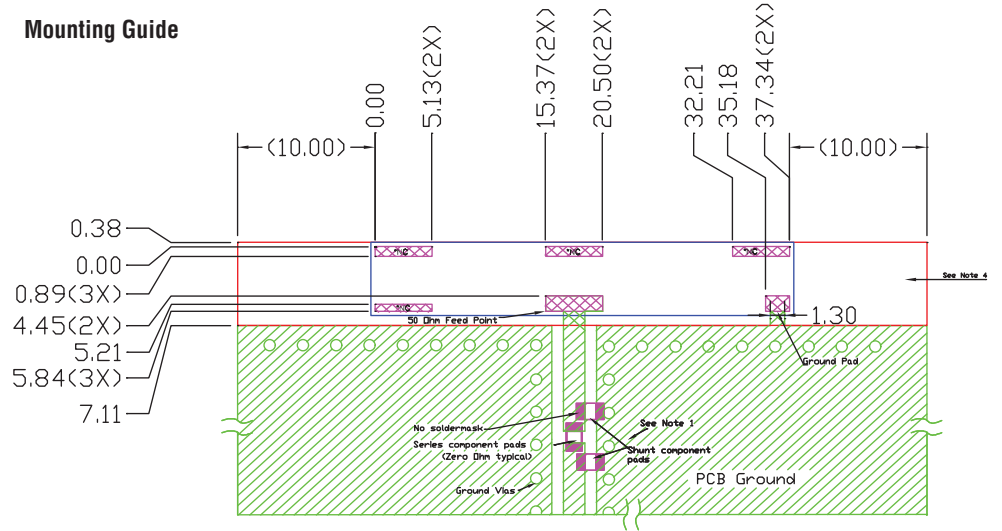


ZigBee is a trademark of ZigBee Alliance.

902 – 928 MHz Single Band Antenna (includes frequencies of 915 ISM and ZigBee US) (Continued)

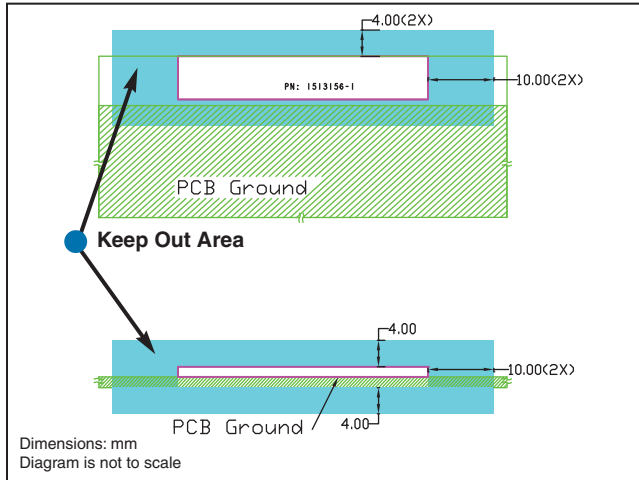
Part Number: 1513156-1
(Continued)

Mounting Guide

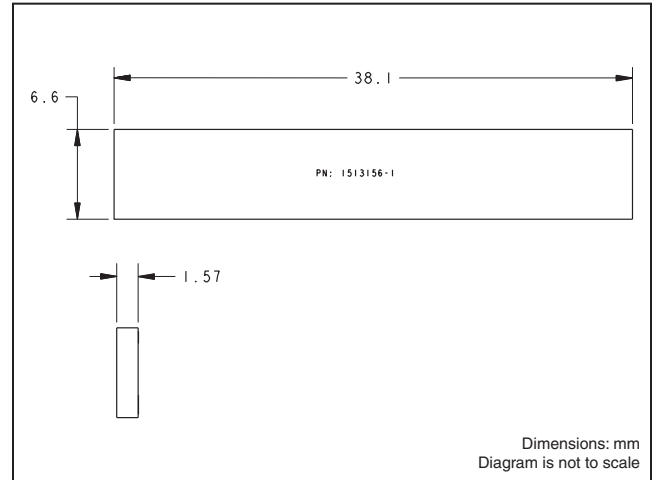


- NOTES:
1. Suggested matching component pads.
 2. Antenna must be mounted on the edge of PCB.
 3. NC = No connection (mechanical mounting pads).
 4. No copper allowed in designated area on all PCB layers – Dimensions: mm
Diagram is not to scale
 5. For more information please call TE.

Keep Out Area



Approx. Dimensions



ZigBee is a trademark of ZigBee Alliance.

For design support in USA, please send an e-mail to antenna.AMER@te.com
For design support in Europe, please send an e-mail to antenna.EMEA@te.com
For design support in Asia Pacific, please send an e-mail to antenna.AP@te.com

902 – 928 MHz Single Band Antenna (includes frequencies of 915 ISM and ZigBee US)

Part Number: 1513168-1

Product Facts

- This small embedded antenna provides the most reliable easy-to-use, and adjustment-free antenna technology for handling during assembly and implementation by developers
- Small and lightweight
- RoHS compliant

Recommendations

- Minimum or no matching circuits required
- Bandwidth and performance is dependent on ground plane size. Suggested minimum ground plane length from the antenna feed is 90 mm.

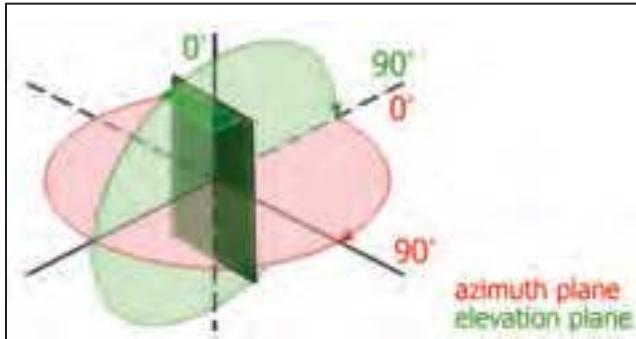


Specifications

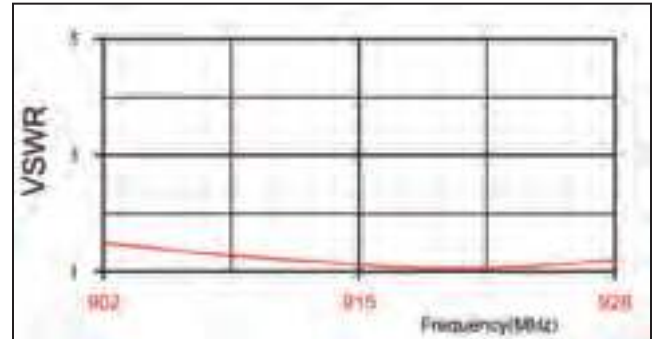
Frequency Range (MHz) — 902 – 928
Peak Gain — 0 dBi
VSWR — < 2.0:1
Polarization — Linear
Azimuth Beamwidth — Omni-directional
Power Handling — 10 Watt cw

Feed Point Impedance — 50 Ohms unbalanced
Size — 38.10 mm x 15.24 mm x 1.57 mm
Weight — < 2 g
Mounting — Tabmounted with plated through holes. See next page
Keep Out Area — See diagram on next page

Test Orientation in Free Space



VSWR




Azimuth



Elevation



Efficiency

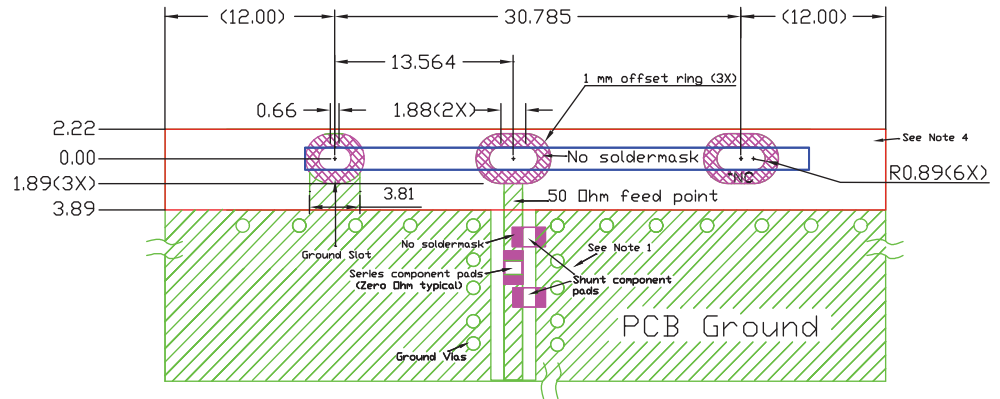


ZigBee is a trademark of ZigBee Alliance.

902 – 928 MHz Single Band Antenna (includes frequencies of 915 ISM and ZigBee US) (Continued)

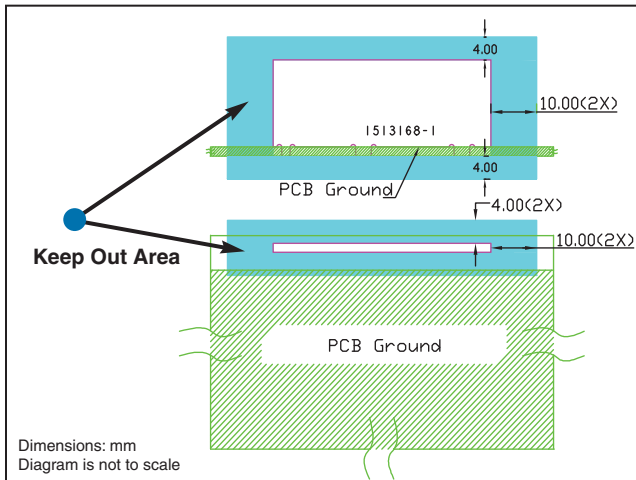
Part Number: 1513168-1
(Continued)

Mounting Guide

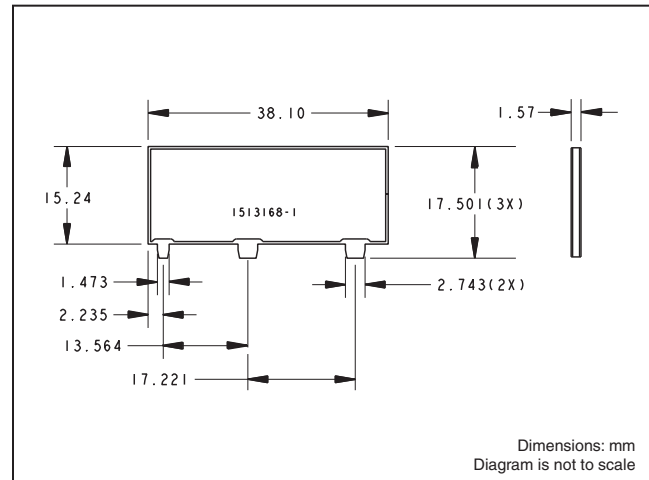


- NOTES:
1. Suggested matching component pads.
 2. Antenna must be mounted on the edge of PCB.
 3. NC = No connection (mechanical mounting pads).
 4. No copper allowed in designated area on all PCB layers – Dimensions: mm
Diagram is not to scale
 5. For more information please call TE.

Keep Out Area



Approx. Dimensions



ZigBee is a trademark of ZigBee Alliance.

For design support in USA, please send an e-mail to antenna.AMER@te.com
 For design support in Europe, please send an e-mail to antenna.EMEA@te.com
 For design support in Asia Pacific, please send an e-mail to antenna.AP@te.com

2400 – 2483.5 MHz Single Band Antenna (802.11 b/g, includes frequencies of Bluetooth, ZigBee, and Wi-Fi products)


Part Number: 1513349-1

Product Facts

- Small and lightweight
- Available in tape & reel
- RoHS compliant

Recommendations

- Minimum or no matching circuits required
- Bandwidth and performance is dependent on ground plane size. Suggested minimum ground plane length from the antenna feed is 30 mm.
- PCB ground is to be on top layer

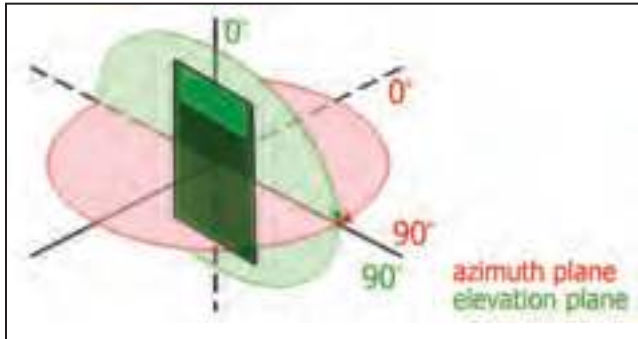


Specifications

Frequency Range (MHz) — 2400 – 2483.5
Peak Gain — 0 dBi
VSWR — < 2.0:1
Polarization — Linear, Vertical
Power Handling — 10 Watt cw
Feed Point Impedance — 50 Ohms unbalanced

Size — 18.03 mm x 3.76 mm x 1.57 mm
Weight — < 0.5 g
Mounting — Surface-mount technology. See next page
Keep Out Area — See diagram on next page

Test Orientation in Free Space



VSWR




Azimuth



Elevation



Efficiency



Bluetooth is a trademark of Bluetooth SIG, Inc.

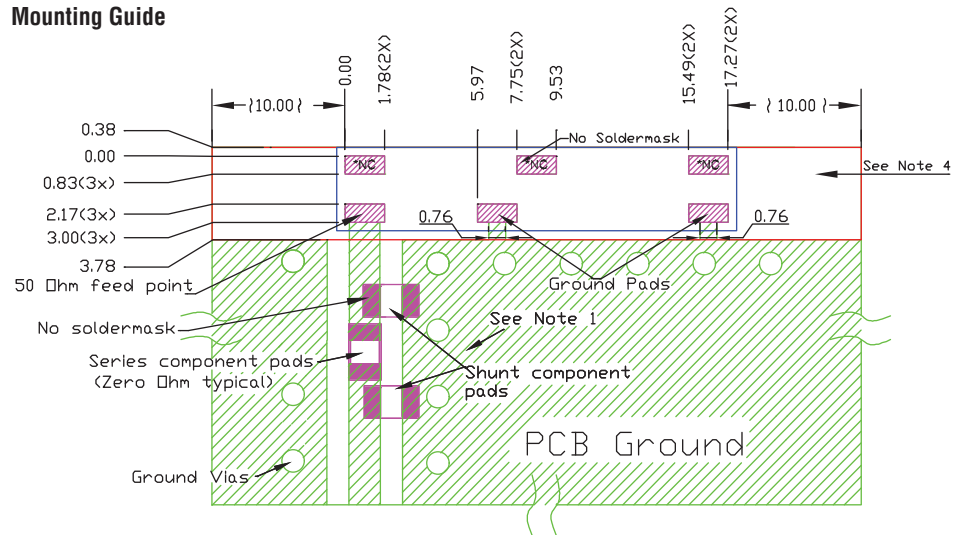
Wi-Fi is a trademark of Wi-Fi Alliance.

ZigBee is a trademark of ZigBee Alliance.

2400 – 2483.5 MHz Single Band Antenna (802.11 b/g, incl. frequencies of Bluetooth, ZigBee, and Wi-Fi products) (Continued)

Part Number: 1513349-1
(Continued)

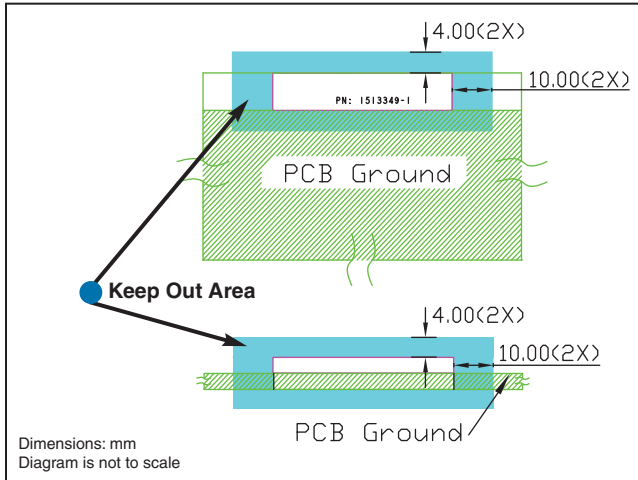
Mounting Guide



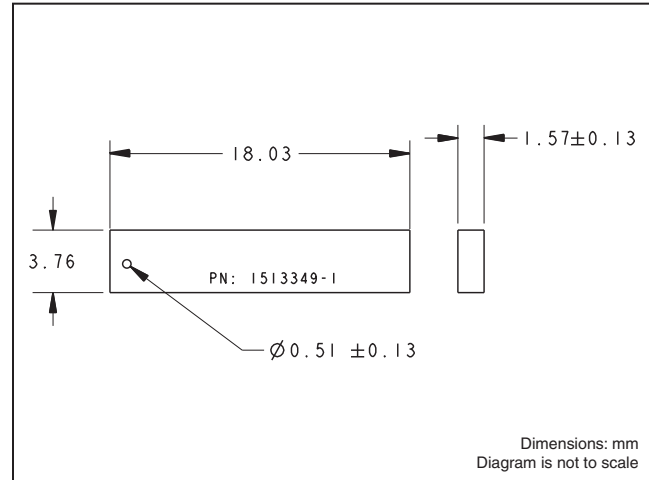
- NOTES:
1. Suggested matching component pads.
 2. Antenna must be mounted on the edge of PCB.
 3. NC = No connection (mechanical mounting pads).
 4. No copper allowed in designated area on all PCB layers –
 5. For more information please call TE.

Dimensions: mm
Diagram is not to scale

Keep Out Area



Approx. Dimensions



Bluetooth is a trademark of Bluetooth SIG, Inc.
Wi-Fi is a trademark of Wi-Fi Alliance.
ZigBee is a trademark of ZigBee Alliance.

For design support in USA, please send an e-mail to antenna.AMER@te.com
For design support in Europe, please send an e-mail to antenna.EMEA@te.com
For design support in Asia Pacific, please send an e-mail to antenna.AP@te.com

2400 – 2483.5 MHz Single Band Antenna (802.11 b/g, includes frequencies of Bluetooth, ZigBee, and Wi-Fi products)

Part Number: 1513353-1

Product Facts

- This small embedded antenna provides the most reliable easy-to-use, and adjustment-free antenna technology for handling during assembly and implementation by developers
- RoHS compliant

Recommendations

- Minimum or no matching circuits required
- Bandwidth and performance is dependent on ground plane size. Suggested minimum ground plane length from the antenna feed is 30 mm.

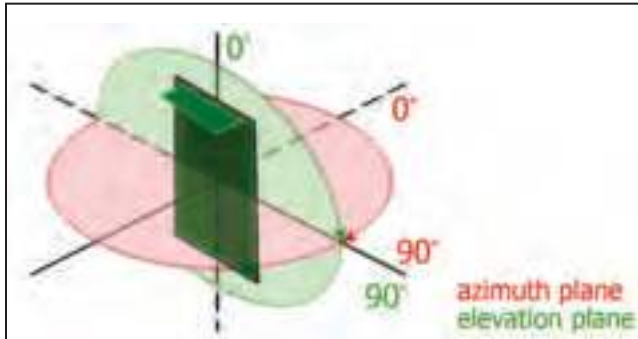


Specifications

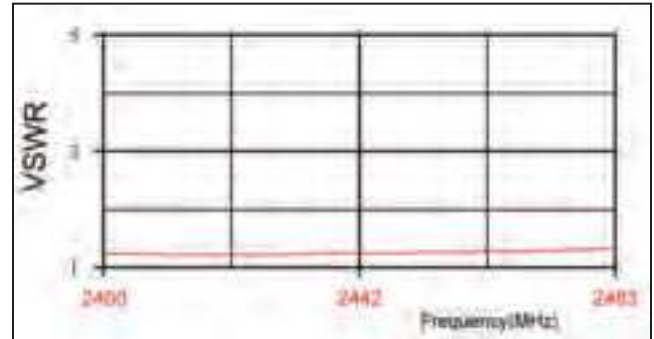
Frequency Range (MHz) — 2400 – 2483.5
Peak Gain — +2 dBi
VSWR — < 2.0:1
Polarization — Linear
Azimuth Beamwidth — Omni-directional
Power Handling — 10 Watt cw

Feed Point Impedance — 50 Ohms unbalanced
Size — 12.70 mm x 12.70 mm x 0.78 mm
Weight — < 0.5 g
Mounting — Tab mounted with plated through holes. See next page
Keep Out Area — See diagram on next page

Test Orientation in Free Space



VSWR




Azimuth



Elevation



Efficiency



Bluetooth is a trademark of Bluetooth SIG, Inc.

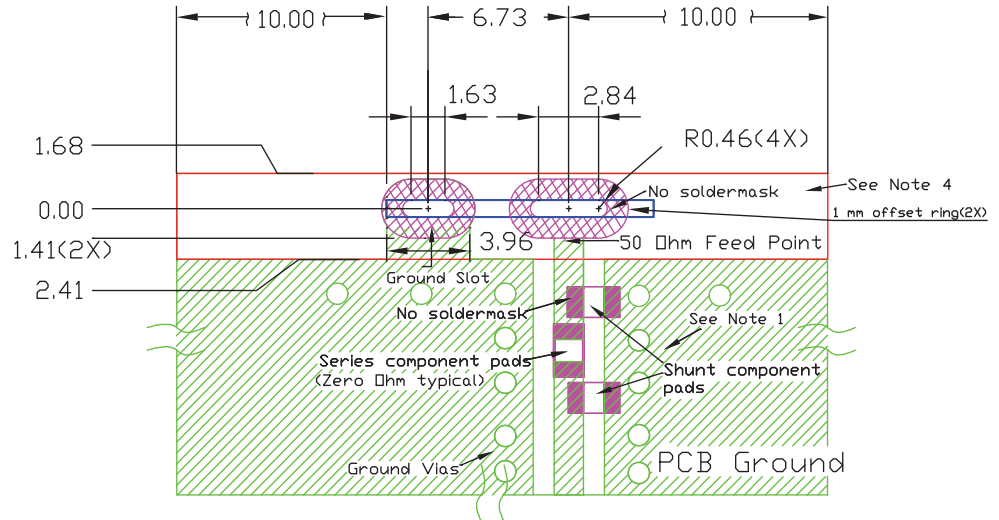
Wi-Fi is a trademark of Wi-Fi Alliance.

ZigBee is a trademark of ZigBee Alliance.

2400 – 2483.5 MHz Single Band Antenna (802.11 b/g, incl. frequencies of Bluetooth, ZigBee, and Wi-Fi products) (Continued)

Part Number: 1513353-1
(Continued)

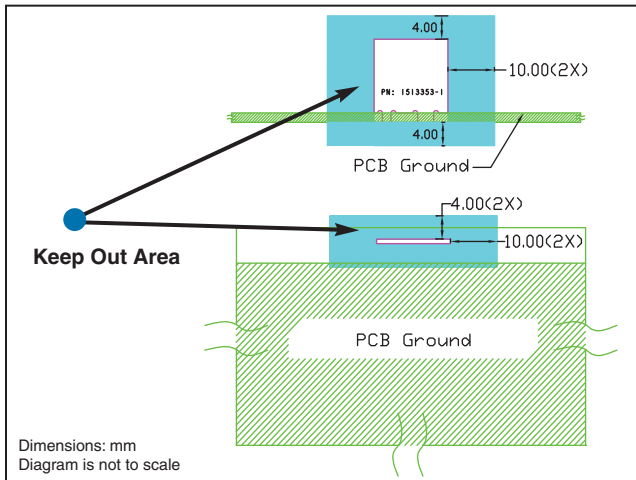
Mounting Guide



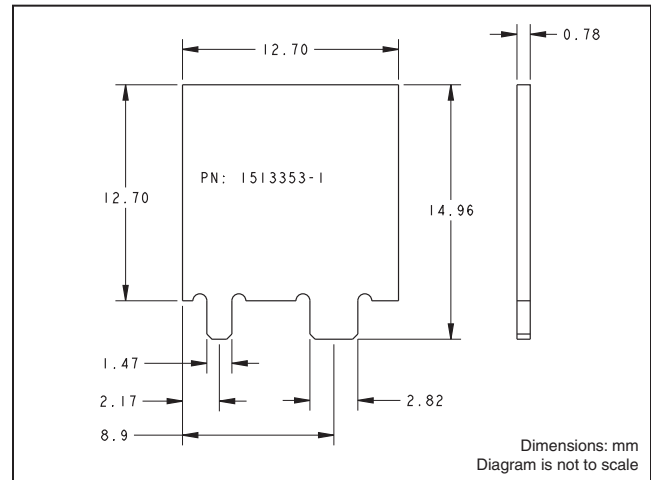
- NOTES:
1. Suggested matching component pads.
 2. Antenna must be mounted on the edge of PCB.
 3. NC = No connection (mechanical mounting pads).
 4. No copper allowed in designated area on all PCB layers –
 5. For more information please call TE.

Dimensions: mm
Diagram is not to scale

Keep Out Area



Approx. Dimensions



Bluetooth is a trademark of Bluetooth SIG, Inc.
Wi-Fi is a trademark of Wi-Fi Alliance.
ZigBee is a trademark of ZigBee Alliance.

For design support in USA, please send an e-mail to antenna.AMER@te.com
For design support in Europe, please send an e-mail to antenna.EMEA@te.com
For design support in Asia Pacific, please send an e-mail to antenna.AP@te.com

2400 – 2483.5 MHz Single Band Antenna (802.11 b/g, includes frequencies of Bluetooth, ZigBee, and Wi-Fi products)


Part Number: 1513430-1

Product Facts

- Small and lightweight
- Available in Tape & Reel for automatic mounting
- RoHS compliant

Recommendations

- Minimum or no matching circuits required
- Bandwidth and performance is dependent on ground plane size. Suggested minimum ground plane length from the antenna feed is 30 mm.
- PCB ground is to be on top layer

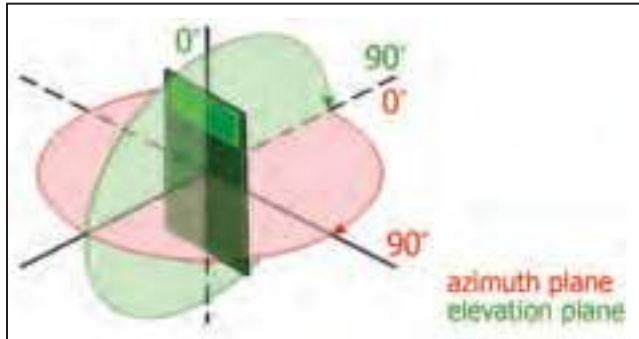


Specifications


Frequency Range (MHz) — 2400 – 2483.5
Peak Gain — 0 dBi
VSWR — < 2.0:1
Polarization — Linear
Power Handling — 10 Watt cw
Feed Point Impedance — 50 Ohms unbalanced

Size — 12.85 mm x 3.76 mm x 0.79 mm
Weight — < 0.5 g
Mounting — Surface-mount technology. See next page
Keep Out Area — See diagram on next page

Test Orientation in Free Space



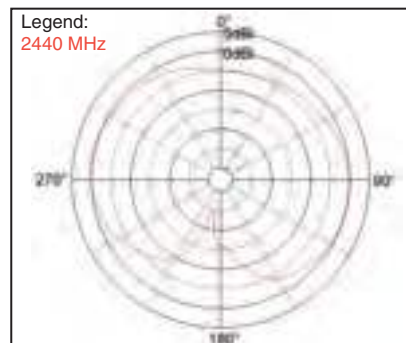
VSWR



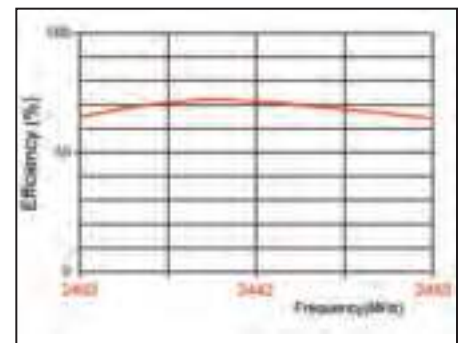
Azimuth



Elevation



Efficiency



Bluetooth is a trademark of Bluetooth SIG, Inc.

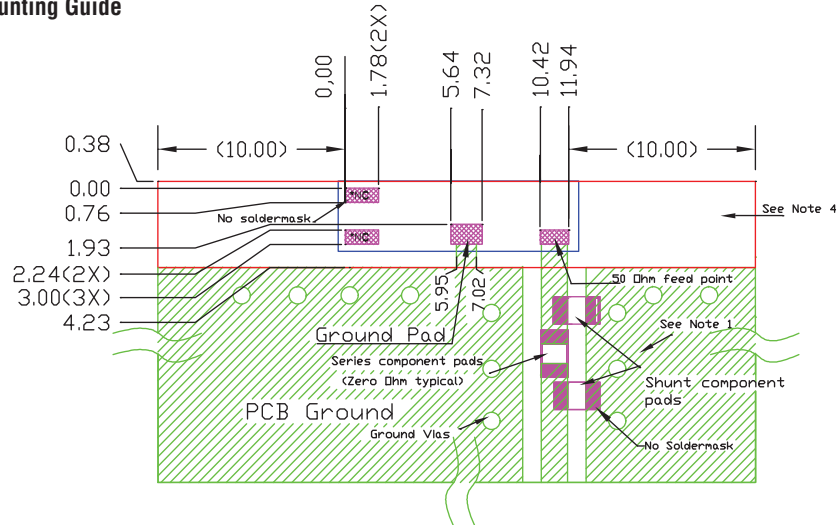
Wi-Fi is a trademark of Wi-Fi Alliance.

ZigBee is a trademark of ZigBee Alliance.

2400 – 2483.5 MHz Single Band Antenna (802.11 b/g, incl. frequencies of Bluetooth, ZigBee, and Wi-Fi products) (Continued)

Part Number: 1513430-1
(Continued)

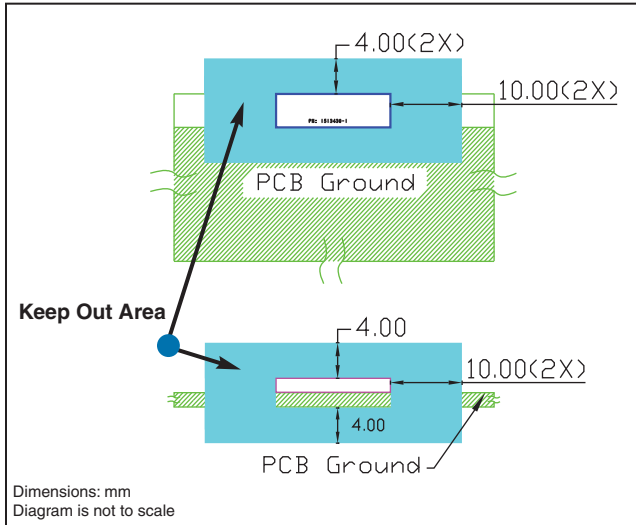
Mounting Guide



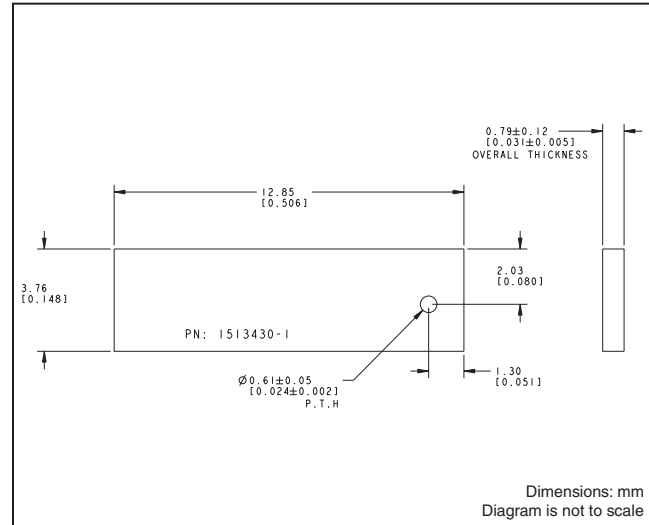
- NOTES:
1. Suggested matching component pads.
 2. Antenna must be mounted on the edge of PCB.
 3. NC = No connection (mechanical mounting pads).
 4. No copper allowed in designated area on all PCB layers –
 5. For more information please call TE.

Dimensions: mm
Diagram is not to scale

Keep Out Area



Approx. Dimensions



Bluetooth is a trademark of Bluetooth SIG, Inc.
Wi-Fi is a trademark of Wi-Fi Alliance.
ZigBee is a trademark of ZigBee Alliance.

For design support in USA, please send an e-mail to antenna.AMER@te.com
For design support in Europe, please send an e-mail to antenna.EMEA@te.com
For design support in Asia Pacific, please send an e-mail to antenna.AP@te.com

2400 – 2483.5 MHz Single Band Antenna (802.11 b/g, includes frequencies of Bluetooth, ZigBee, and Wi-Fi products)


Part Number: 1513431-1

Product Facts

- Small and lightweight
- Available in tape & reel for automatic mounting
- RoHS compliant

Recommendations

- Minimum or no matching circuits required
- Bandwidth and performance is dependent on ground plane size. Suggested minimum ground plane length from the antenna feed is 30 mm.
- PCB ground is to be on top layer

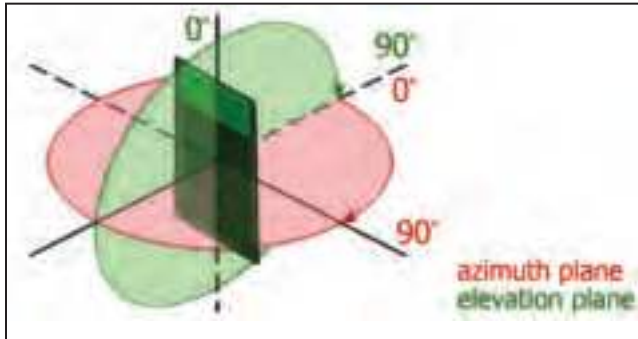


Specifications

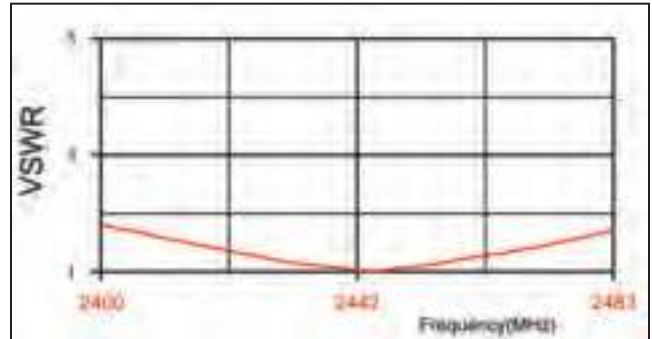
Frequency Range (MHz) — 2400 – 2483.5
Peak Gain — 0 dBi
VSWR — < 2.0:1
Polarization — Linear
Power Handling — 10 Watt cw
Feed Point Impedance — 50 Ohms

Size — 12.85 mm x 3.76 mm x 0.79 mm
Weight — < 0.5 g
Mounting — Surface-mount technology. See next page
Keep Out Area — See diagram on next page

Test Orientation in Free Space



VSWR



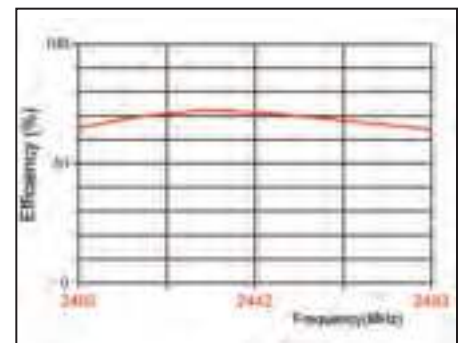
Azimuth



Elevation



Efficiency



Bluetooth is a trademark of Bluetooth SIG, Inc.

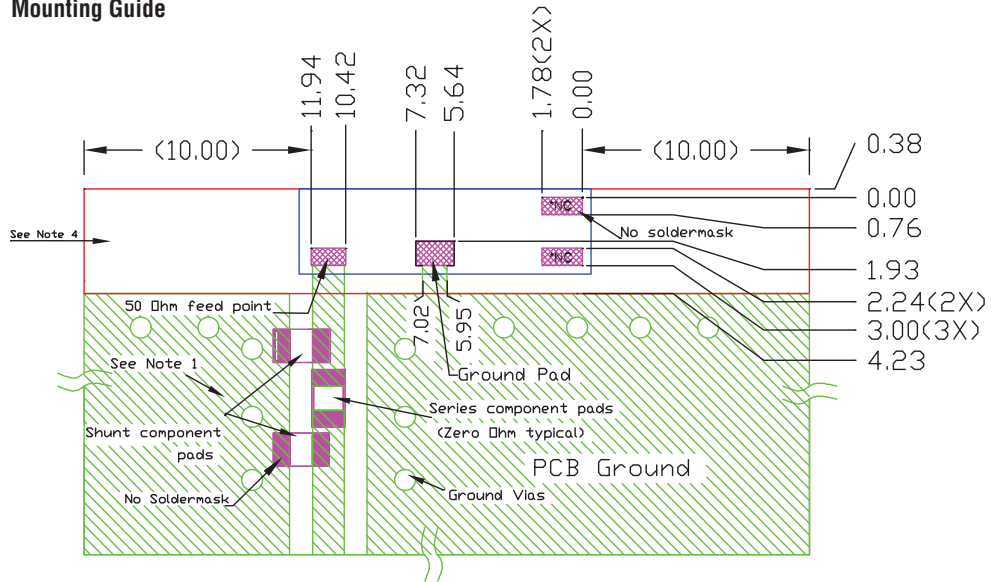
Wi-Fi is a trademark of Wi-Fi Alliance.

ZigBee is a trademark of ZigBee Alliance.

2400 – 2483.5 MHz Single Band Antenna (802.11 b/g, incl. frequencies of Bluetooth, ZigBee, and Wi-Fi products) (Continued)

Part Number: 1513431-1
(Continued)

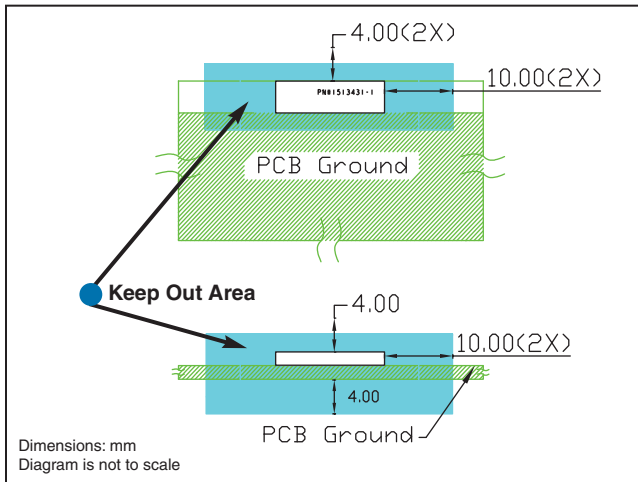
Mounting Guide



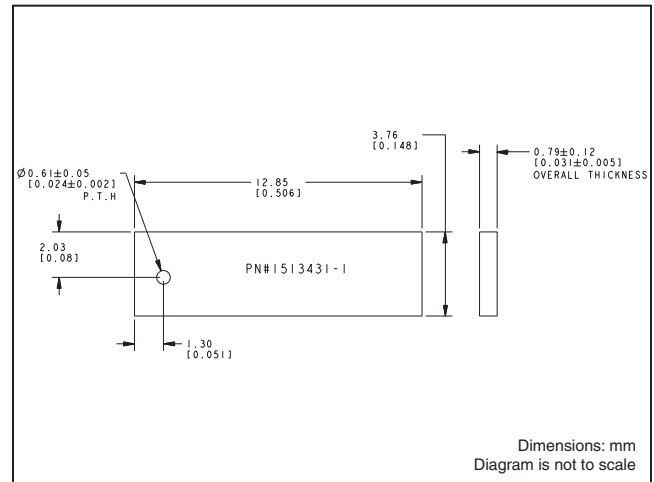
- NOTES:
1. Suggested matching component pads.
 2. Antenna must be mounted on the edge of PCB.
 3. NC = No connection (mechanical mounting pads).
 4. No copper allowed in designated area on all PCB layers –
 5. For more information please call TE.

Dimensions: mm
Diagram is not to scale

Keep Out Area



Approx. Dimensions



Bluetooth is a trademark of Bluetooth SIG, Inc.
Wi-Fi is a trademark of Wi-Fi Alliance.
ZigBee is a trademark of ZigBee Alliance.

For design support in USA, please send an e-mail to antenna.AMER@te.com
For design support in Europe, please send an e-mail to antenna.EMEA@te.com
For design support in Asia Pacific, please send an e-mail to antenna.AP@te.com

2400 – 2483.5 MHz Single Band Antenna (802.11 b/g, includes frequencies of Bluetooth, ZigBee, and Wi-Fi products)

Part Number: 1513504-1

Product Facts

- Wide bandwidth and high gain in a compact size
- Enhanced hemispherical pattern improves RF link reliability of portable devices
- Available in tape & reel
- RoHS compliant

Recommendations

- Minimum or no matching circuits required
- Bandwidth and performance is dependent on ground plane size. Suggested minimum ground plane length from the antenna feed is 30 mm.
- PCB ground is to be on top layer



Specifications

Frequency Range (MHz) — 2400 – 2483.5

Peak Gain — +2 dBi

VSWR — < 2.5:1

Reflow Temperature — 275°C max.

Polarization — Linear

Power Handling — 10 Watt cw

Feed Point Impedance — 50 Ohms unbalanced

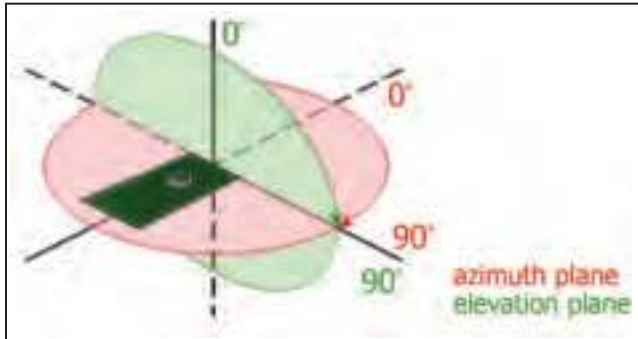
Size — 16.00 mm dia. x 6.05 mm

Weight — < 1 g

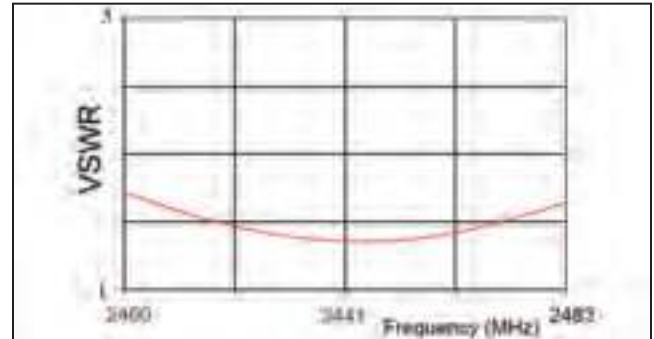
Mounting — Surface-mount technology. See next page

Keep Out Area — See diagram on next page

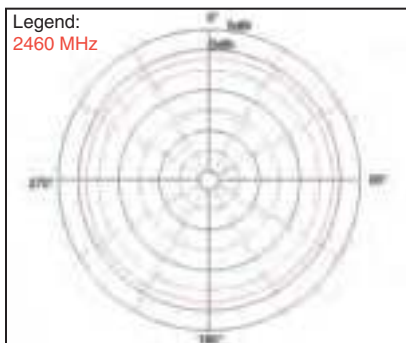
Test Orientation in Free Space



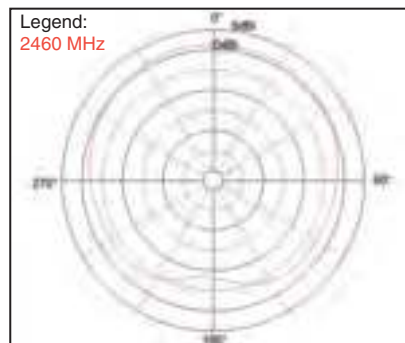
VSWR



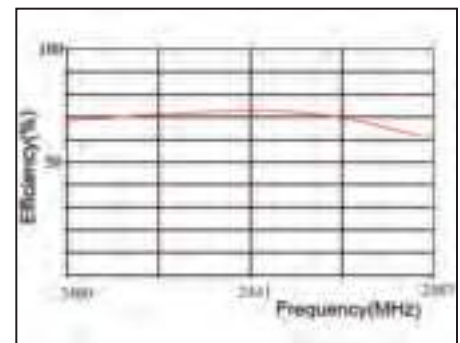
Azimuth



Elevation



Efficiency



Bluetooth is a trademark of Bluetooth SIG, Inc.

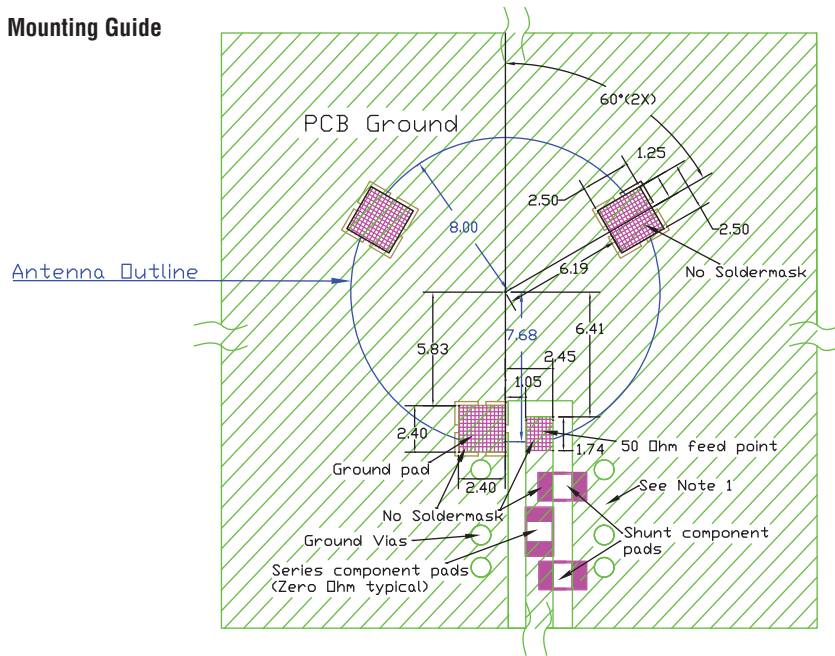
Wi-Fi is a trademark of Wi-Fi Alliance.

ZigBee is a trademark of ZigBee Alliance.

2400 – 2483.5 MHz Single Band Antenna (802.11 b/g, incl. frequencies of Bluetooth, ZigBee, and Wi-Fi products) (Continued)

Part Number: 1513504-1
(Continued)

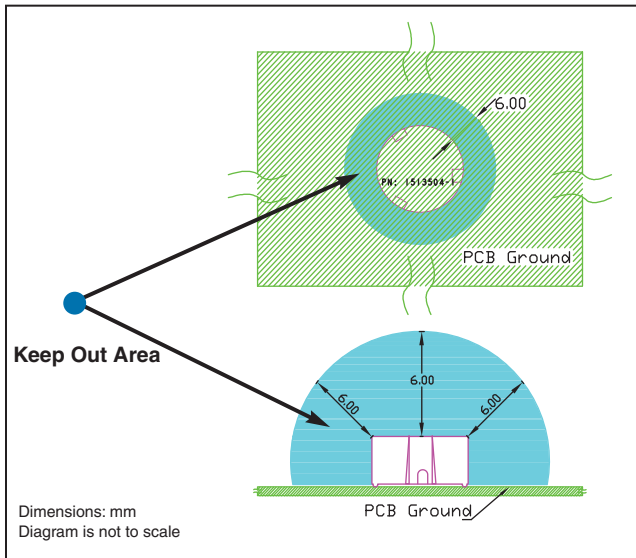
Mounting Guide



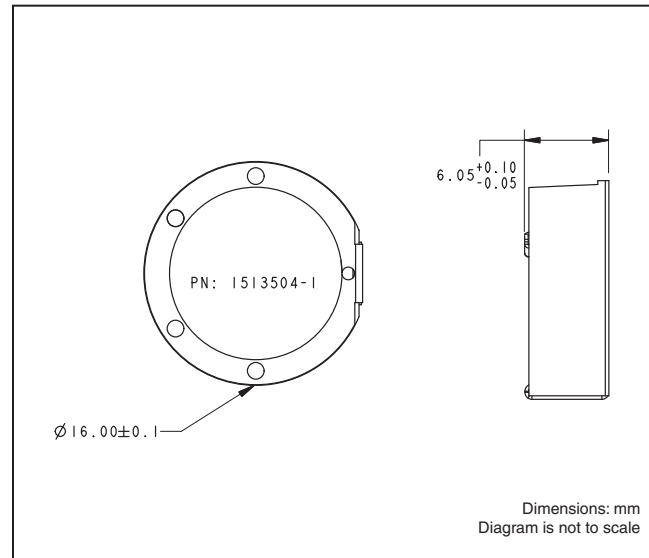
NOTES: 1. Suggested matching component pads.
2. For more information please call TE.

Dimensions: mm
Diagram is not to scale

Keep Out Area



Approx. Dimensions



Bluetooth is a trademark of Bluetooth SIG, Inc.
Wi-Fi is a trademark of Wi-Fi Alliance.
ZigBee is a trademark of ZigBee Alliance.

For design support in USA, please send an e-mail to antenna.AMER@te.com
For design support in Europe, please send an e-mail to antenna.EMEA@te.com
For design support in Asia Pacific, please send an e-mail to antenna.AP@te.com

2400 – 2483.5 MHz Single Band Antenna (802.11 b/g, includes frequencies of Bluetooth, ZigBee, and Wi-Fi products)


Part Number: 1513797-1

Product Facts

- This small embedded antenna provides the most reliable easy-to-use, adjustment-free antenna technology for handling during assembly and implementation by developers
- Available in tape & reel
- RoHS compliant

Recommendations

- Minimum or no matching circuits required
- Bandwidth and performance is dependent on ground plane size. Suggested minimum ground plane length from the antenna feed is 30 mm.
- PCB ground is to be on top layer

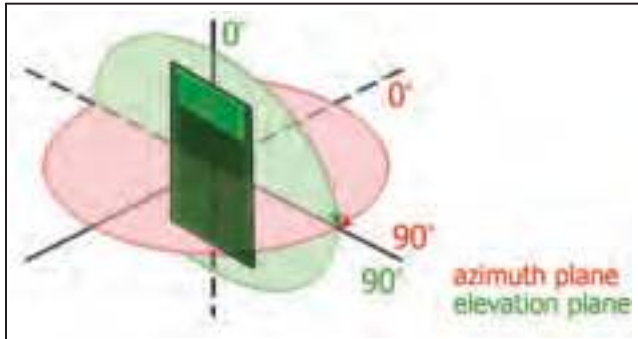


Specifications


Frequency Range (MHz) — 2400 – 2483.5
Peak Gain — +1 dBi
VSWR — < 2.5:1
Polarization — Linear
Power Handling — 10 Watt cw
Feed Point Impedance — 50 Ohms

Size — 8.45 mm x 6.40 mm x 0.79 mm
Weight — < 0.2 g
Mounting — Surface-mount technology. See next page
Keep Out Area — See diagram on next page

Test Orientation in Free Space



VSWR



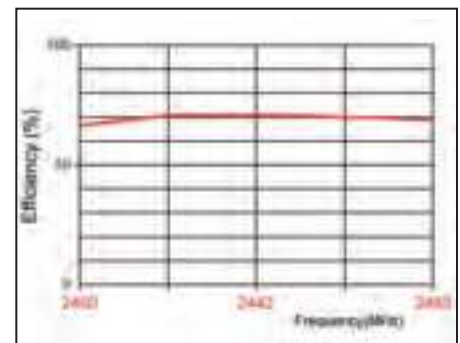
Azimuth



Elevation



Efficiency



Bluetooth is a trademark of Bluetooth SIG, Inc.

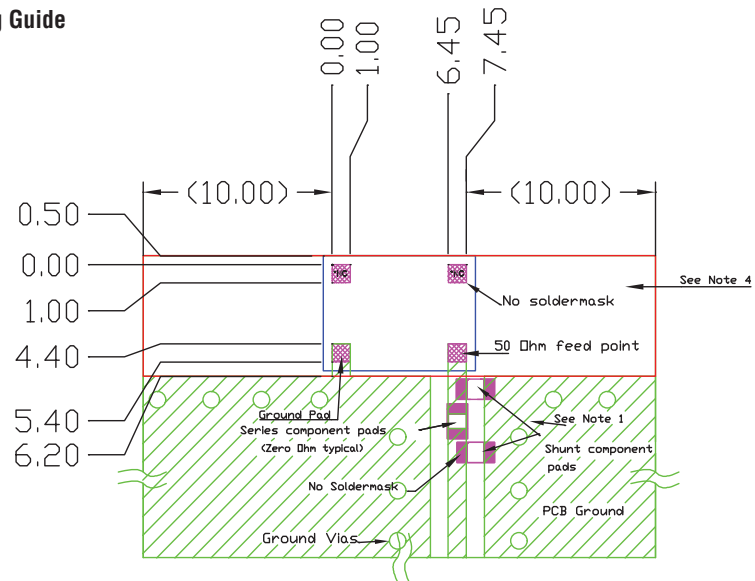
Wi-Fi is a trademark of Wi-Fi Alliance.

ZigBee is a trademark of ZigBee Alliance.

2400 – 2483.5 MHz Single Band Antenna (802.11 b/g, incl. frequencies of Bluetooth, ZigBee, and Wi-Fi products) (Continued)

Part Number: 1513797-1
(Continued)

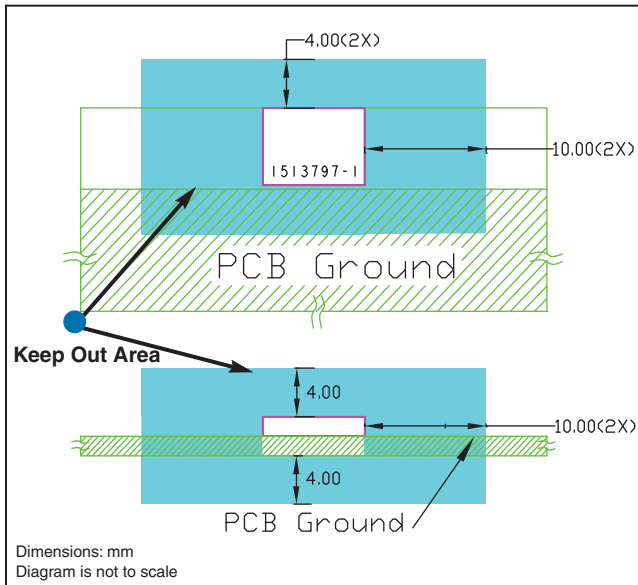
Mounting Guide



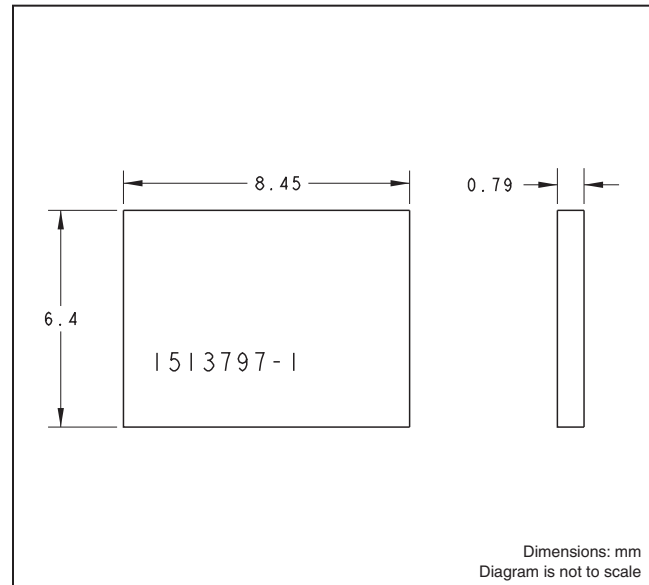
- NOTES:
1. Suggested matching component pads.
 2. Antenna must be mounted on the edge of PCB.
 3. NC = No connection (mechanical mounting pads).
 4. No copper allowed in designated area on all PCB layers –
 5. For more information please call TE.

Dimensions: mm
Diagram is not to scale

Keep Out Area



Approx. Dimensions



Bluetooth is a trademark of Bluetooth SIG, Inc.
Wi-Fi is a trademark of Wi-Fi Alliance.
ZigBee is a trademark of ZigBee Alliance.

For design support in USA, please send an e-mail to antenna.AMER@te.com
For design support in Europe, please send an e-mail to antenna.EMEA@te.com
For design support in Asia Pacific, please send an e-mail to antenna.AP@te.com

2300 – 3800 MHz Single Band Antenna

(802.11 b/g, includes frequencies of Bluetooth, ZigBee, Wi-Fi, and WiMAX products)


Part Number: 2118059-1

Product Facts

- Small and lightweight thin PCB antenna assembly
- RoHS compliant

Recommendations

- For best performance follow Mounting Guide and Keep Out Area on next page



Specifications

Frequency Range (MHz) — 2300 – 3800

Peak Gain — +4 dBi

VSWR — < 3.0:1

Polarization — Linear

Azimuth Beamwidth — Omni-directional

Power Handling — 3 Watt

Feed Point Impedance — 50 Ohms unbalanced

Size — 30.60 mm x 36.85 mm x 0.304 mm

Weight — < 3.3 g

Mounting — Adhesive. See diagram on next page

Keep Out Area — See diagram on next page

Cable / Connector — 350 mm length. 1.37 mm dia. with U.F.I connector

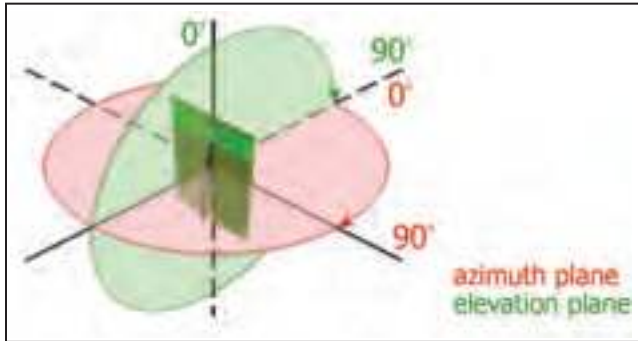
Bluetooth is a trademark of Bluetooth SIG, Inc.

Wi-Fi is a trademark of Wi-Fi Alliance.

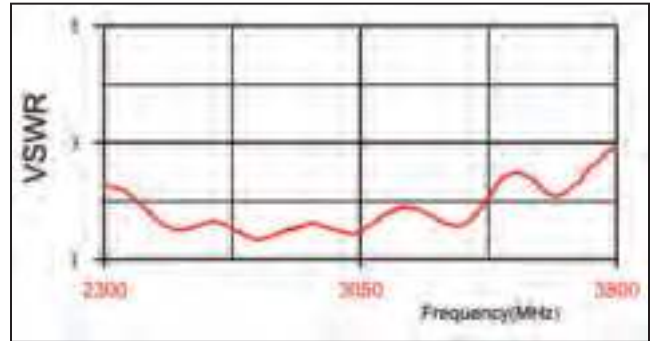
WiMAX is a trademark of WiMAX Forum.

ZigBee is a trademark of ZigBee Alliance.

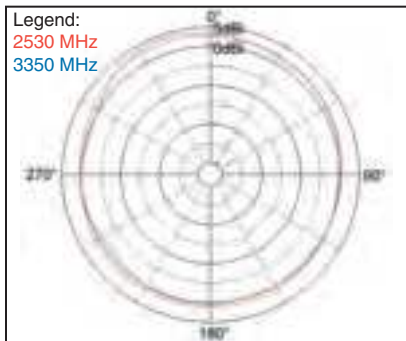
Test Orientation in Free Space



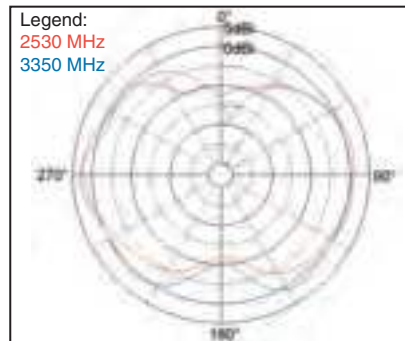
VSWR



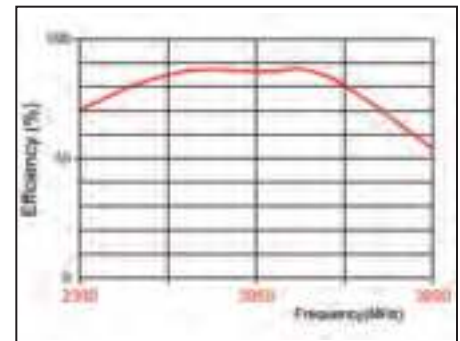
Azimuth



Elevation



Efficiency



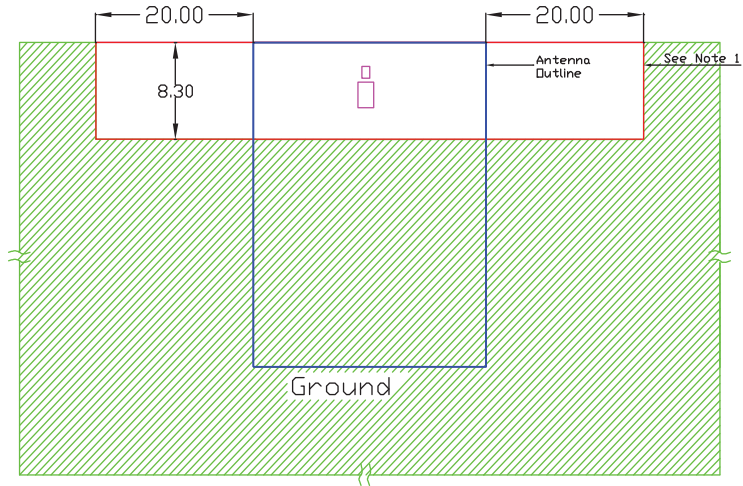
2300 – 3800 MHz Single Band Antenna

(802.11 b/g, incl. frequencies of Bluetooth, ZigBee, Wi-Fi, and WiMAX products) (Continued)

Part Number: 2118059-1

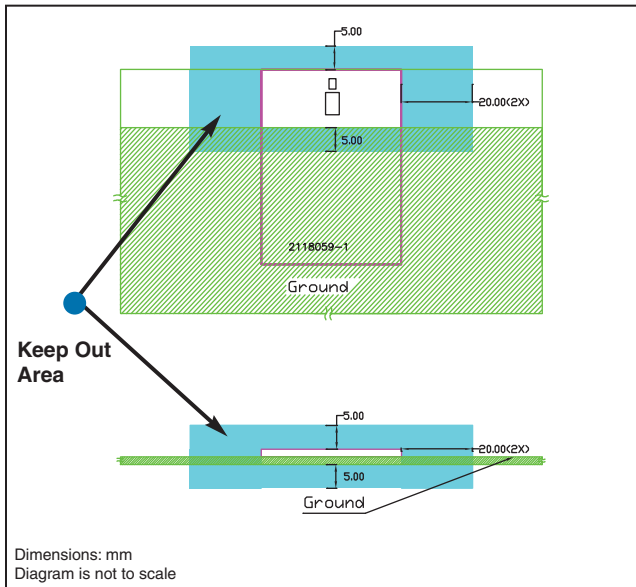
(Continued)

Mounting Guide

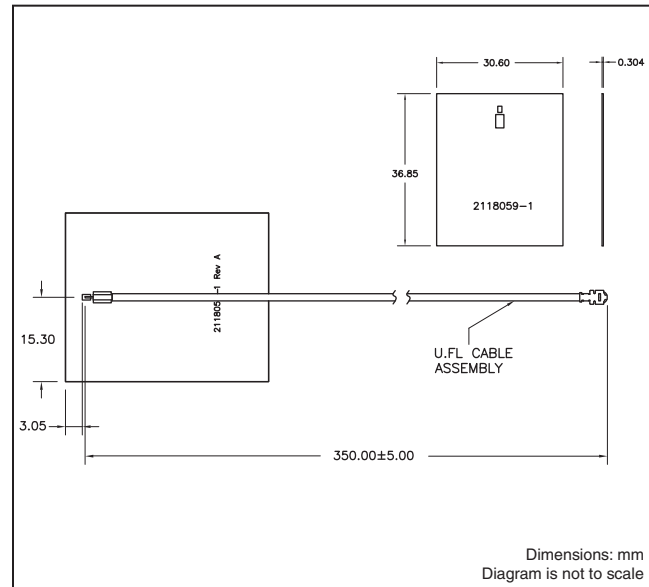


NOTES: 1. No copper allowed in designated area on all PCB layers – Dimensions: mm
 5. For more information please call TE. Diagram is not to scale

Keep Out Area



Approx. Dimensions



Bluetooth is a trademark of Bluetooth SIG, Inc.
 Wi-Fi is a trademark of Wi-Fi Alliance.
 WiMAX is a trademark of WiMAX Forum.
 ZigBee is a trademark of ZigBee Alliance.

For design support in USA, please send an e-mail to antenna.AMER@te.com
 For design support in Europe, please send an e-mail to antenna.EMEA@te.com
 For design support in Asia Pacific, please send an e-mail to antenna.AP@te.com

2400-2483.5 & 4900-5875 MHz Dual Band Antenna

(IEEE 802.11 a/b/g/n/ac/ad, includes frequencies of Bluetooth, ZigBee, and Wi-Fi products)


Part Number: 2118309-1

Product Facts

- Small and lightweight PCB antenna assembly.
- RoHS compliant.

Recommendations

- For best performance follow Mounting Guide and Keep Out Area on next page.

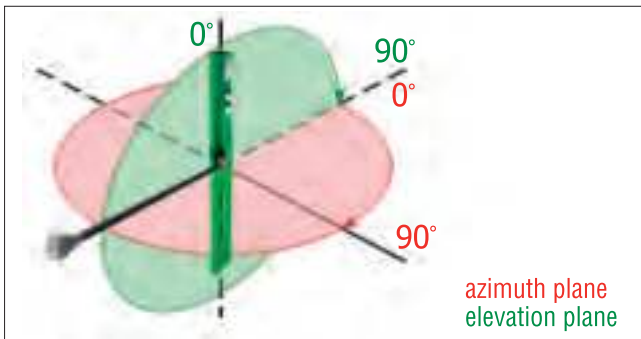


Specifications

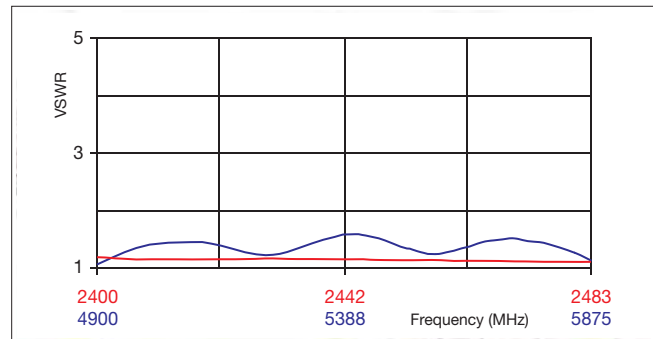
Frequency Range (MHz) — 2400–2483.5; 4900–5875
Peak Gain — +3.7 dBi
VSWR — < 2.0:1
Polarization — Linear
Azimuth Beamwidth — Omni-directional
Power Handling — 3 Watt cw
Feed Point Impedance — 50 Ohms unbalanced

Size — 40.0 mm x 8.0 mm x 1.0 mm
Weight — 1.4 g.
Mounting — Adhesive. See diagram on page 2.
Keep Out Area — See diagram on page 2.
Cable / Connector — 120 mm length. 1.13 mm dia. with U.FL connector

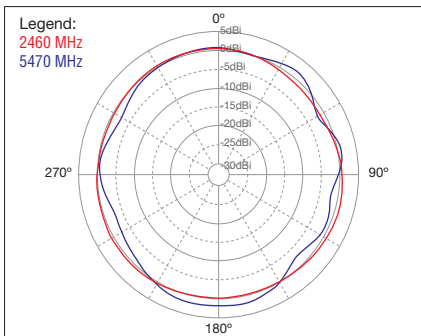
Test Orientation in Free Space



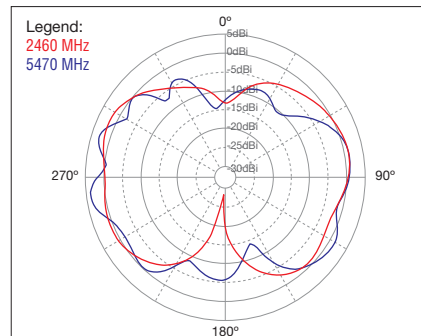
VSWR



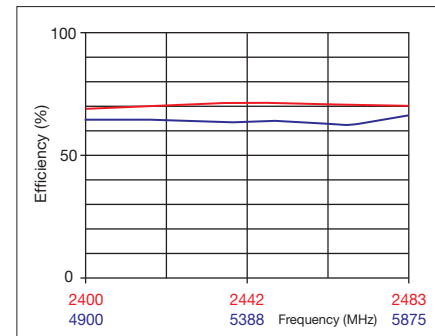
Azimuth



Elevation



Efficiency

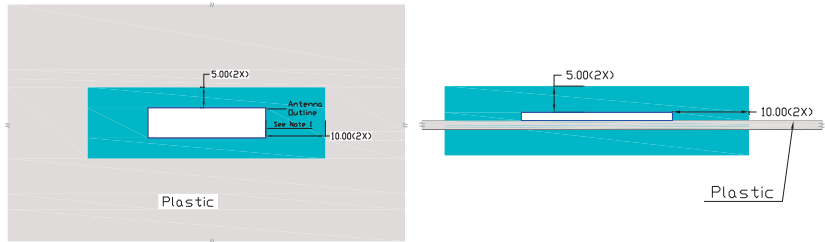


2400-2483.5 & 4900-5875 MHz Dual Band Antenna

(IEEE 802.11 a/b/g/n/ac/ad, includes frequencies of Bluetooth, ZigBee, and Wi-Fi products)(Continued)

Part Number: 2118309-1
(Continued)

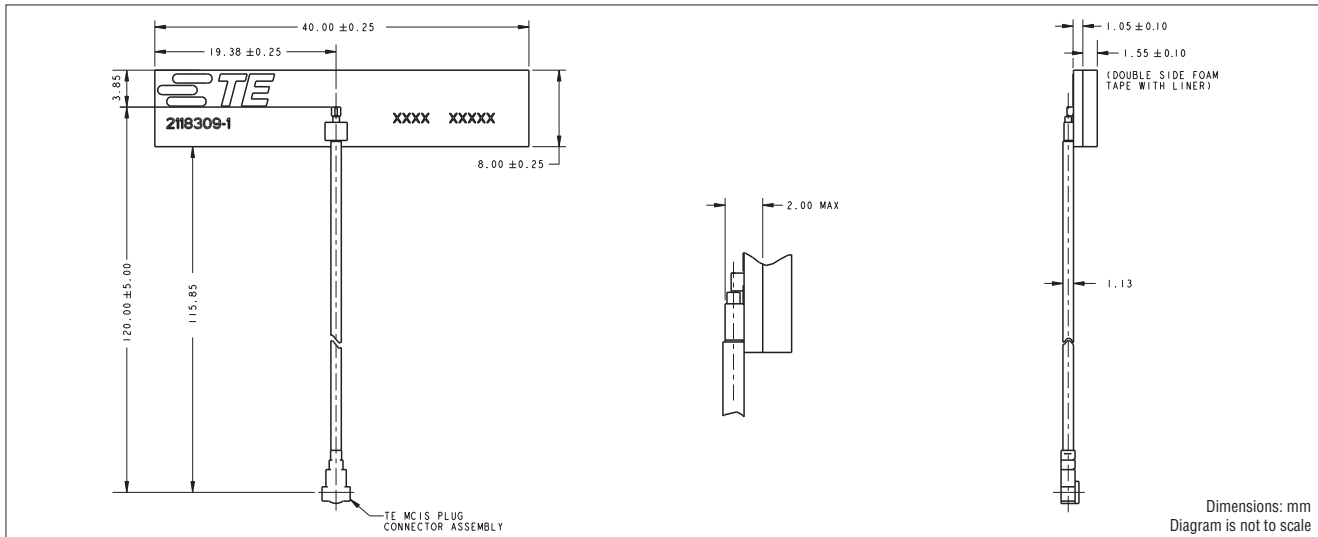
Mounting Guide and Keep Out Area



- NOTES: 1. Antenna designed to be mounted on plastic cover.
2. Area in blue above indicates Keep Out Area.
3. For more information please call TE.

Dimensions: mm
Diagram is not to scale

Approx. Dimensions



Dimensions: mm
Diagram is not to scale

Bluetooth is a trademark of Bluetooth SIG, Inc.
Wi-Fi is a trademark of Wi-Fi Alliance.
ZigBee is a trademark of ZigBee Alliance.

For design support in USA, please send an e-mail to antenna.AMER@te.com
For design support in Europe, please send an e-mail to antenna.EMEA@te.com
For design support in Asia Pacific, please send an e-mail to antenna.AP@te.com

2400-2483.5 & 4900-5875 MHz Dual Band Antenna

(IEEE 802.11 a/b/g/n/ac/ad, includes frequencies of Bluetooth, ZigBee, and Wi-Fi products)

Part Number: 2118315-1

Product Facts

- This small embedded antenna provides the most reliable easy-to-use, and adjustment-free antenna technology for handling during assembly and implementation by developers.
- Available in tray (2118315-2) or tape & reel (2118315-1) for automatic mounting
- RoHS compliant.



Recommendations

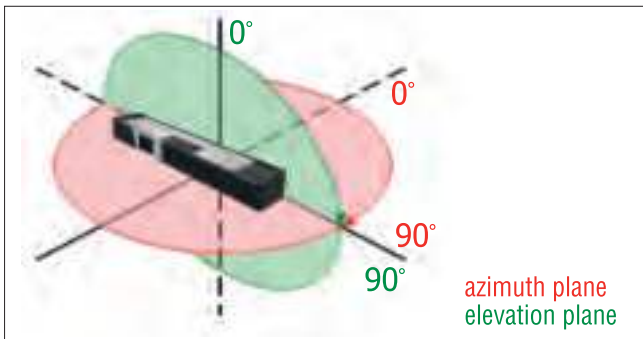
- Minimum or no matching circuits required.
- Bandwidth and performance is dependent on ground plane size. Suggested minimum ground plane length from the antenna feed is 30 mm.
- PCB ground is to be on top layer.

Specifications

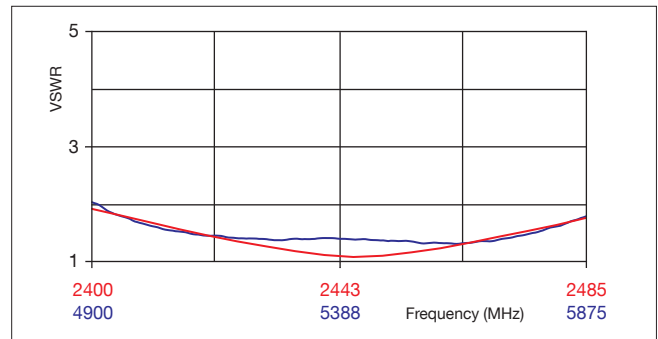
Frequency Range (MHz) — 2400–2483.5; 4900–5875
Peak Gain — +4.3 dBi
VSWR — < 2.5:1
Polarization — Linear
Azimuth Beamwidth — Omni-directional
Power Handling — 3 Watt cw
Feed Point Impedance — 50 Ohms unbalanced

Size — 35.95 mm x 6.05 mm x 4.28 mm
Weight — 1.2 g.
Mounting — Surface-mount technology. See diagram on page 2.
Keep Out Area — See diagram on page 2.

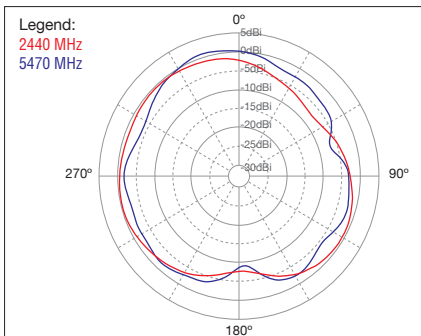
Test Orientation in Free Space



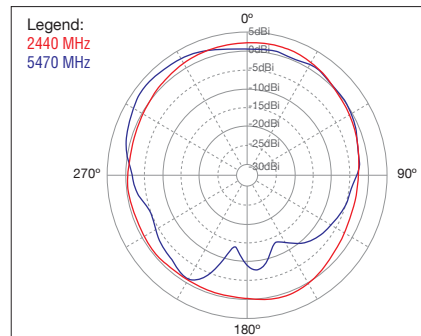
VSWR



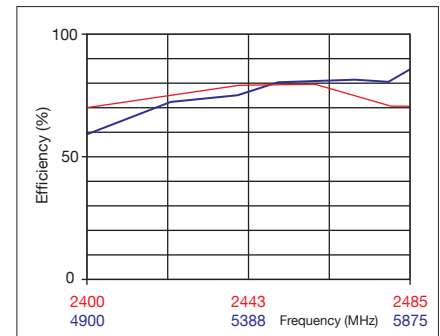
Azimuth



Elevation



Efficiency

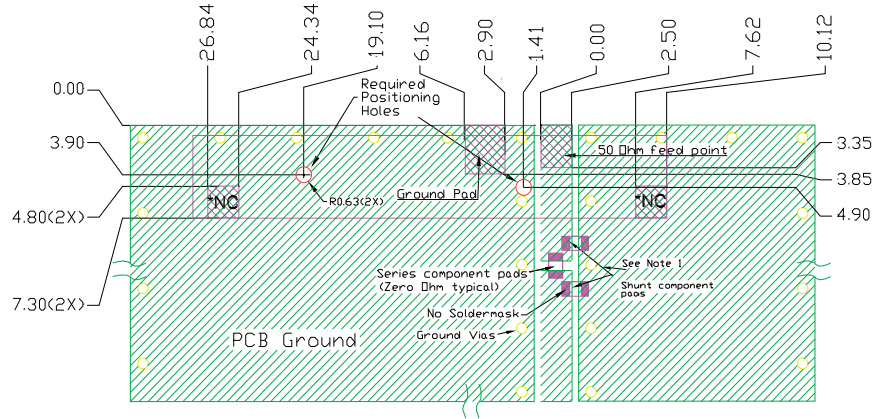


2400-2483.5 & 4900-5875 MHz Dual Band Antenna

(IEEE 802.11 a/b/g/n/ac/ad, includes frequencies of Bluetooth, ZigBee, and Wi-Fi products)(Continued)

Part Number: 2118315-1
(Continued)

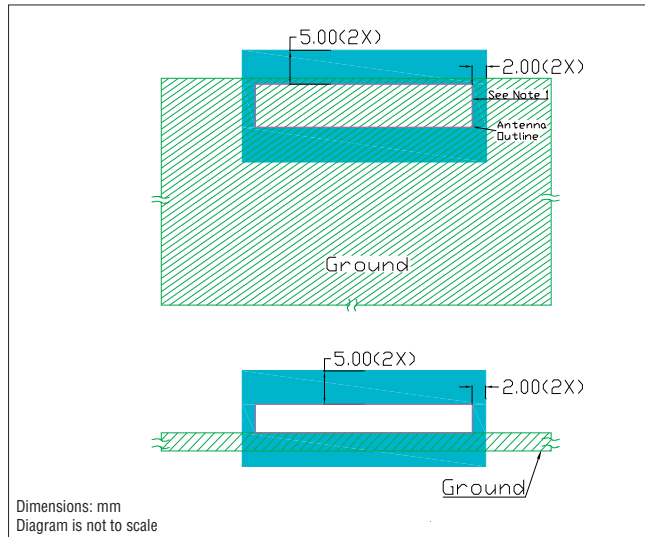
Mounting Guide



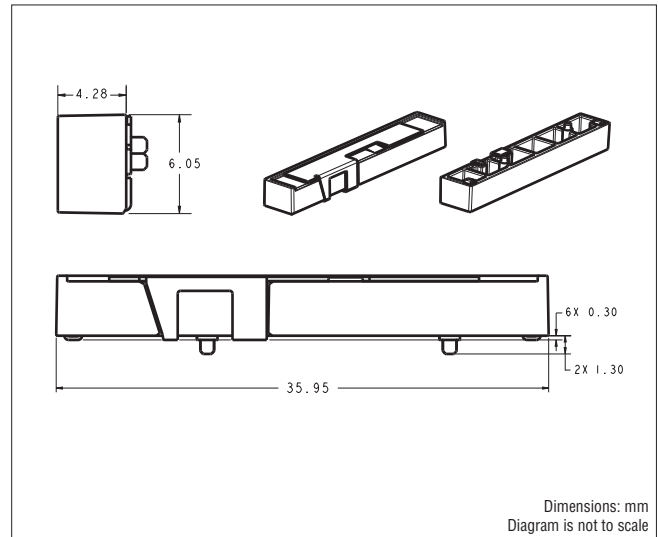
- NOTES: 1. Suggested matching component pads.
 2. Antenna must be mounted on the edge of PCB.
 3. NC = No connection (mechanical mounting pads).
 4. For more information please call TE.

Dimensions: mm
Diagram is not to scale

Keep Out Area



Approx. Dimensions



Bluetooth is a trademark of Bluetooth SIG, Inc.
 Wi-Fi is a trademark of Wi-Fi Alliance.
 ZigBee is a trademark of ZigBee Alliance.

For design support in USA, please send an e-mail to antenna.AMER@te.com
 For design support in Europe, please send an e-mail to antenna.EMEA@te.com
 For design support in Asia Pacific, please send an e-mail to antenna.AP@te.com

2400 – 2483.5 & 5150 – 5875 MHz Dual Band Antenna

(802.11 a/b/g/n, includes frequencies of Bluetooth, ZigBee, and Wi-Fi products)

Part Number: 1513164-1

Product Facts

- This is a surface-mount dual-band antenna intended for use in Bluetooth, and 802.11 a/b/g/n applications. This antenna provides excellent performance at a low cost.
- Available in tape & reel
- RoHS compliant

Recommendations

- Minimum or no matching circuits required
- Bandwidth and performance is dependent on ground plane size. Suggested minimum ground plane length from the antenna feed is 30 mm.
- PCB ground is to be on top layer

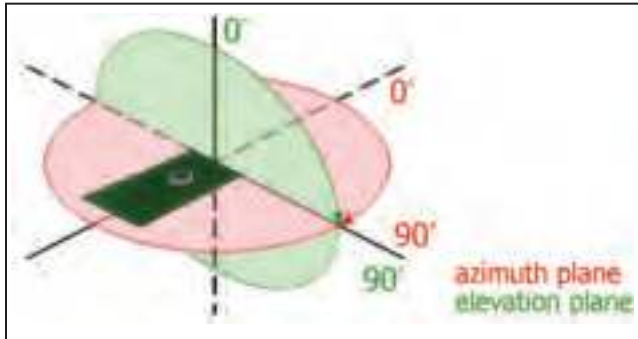


Specifications


Frequency Range (MHz) — 2400 – 2483.5; 5150 – 5875
Peak Gain — +4 dBi
VSWR — < 2.5:1
Polarization — Linear
Power Handling — 10 Watt cw

Feed Point Impedance — 50 Ohms unbalanced
Size — 16.0 mm x 6.0 mm
Weight — < 1 g
Mounting — Surface-mount technology. See next page
Keep Out Area — See diagram on next page

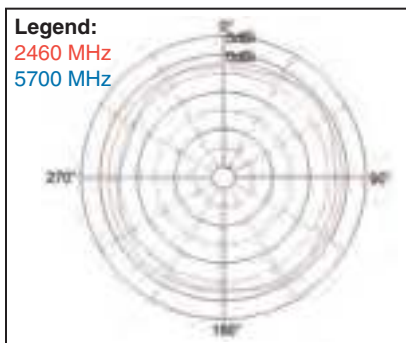
Test Orientation in Free Space



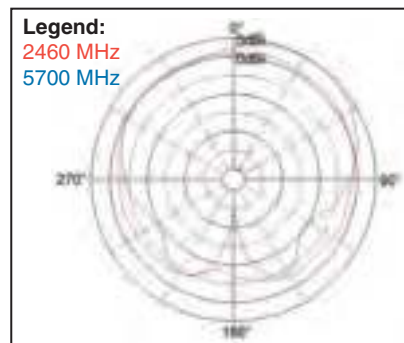
VSWR




Azimuth



Elevation



Efficiency



Bluetooth is a trademark of Bluetooth SIG, Inc.

Wi-Fi is a trademark of Wi-Fi Alliance.

ZigBee is a trademark of ZigBee Alliance.

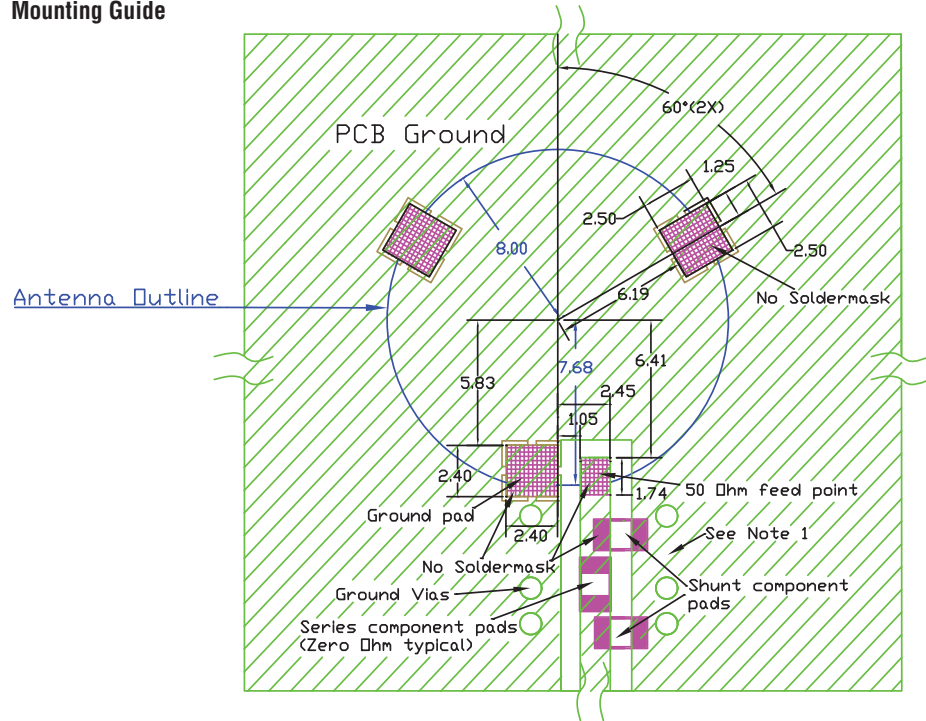
2400 – 2483.5 & 5150 – 5875 MHz Dual Band Antenna

(802.11 a/b/g/n, incl. frequencies of Bluetooth, ZigBee, and Wi-Fi products) (Continued)

Part Number: 1513164-1

(Continued)

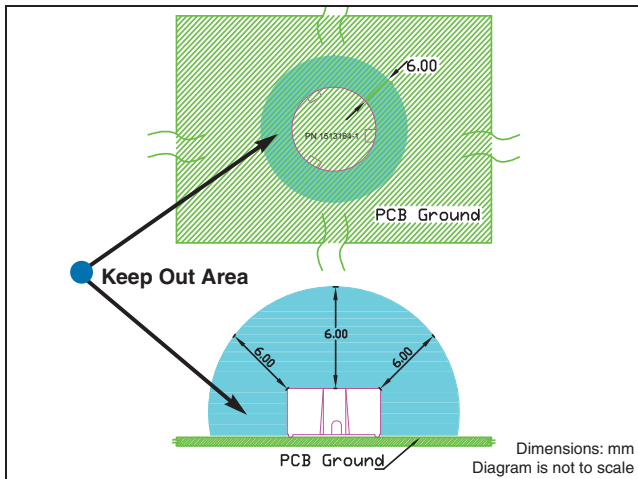
Mounting Guide



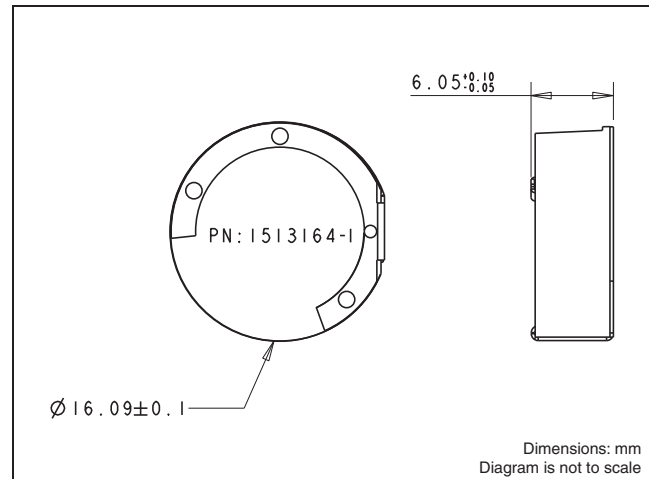
- NOTES: 1. Suggested matching component pads.
2. For more information please call TE.

Dimensions: mm
Diagram is not to scale

Keep Out Area



Approx. Dimensions



Bluetooth is a trademark of Bluetooth SIG, Inc.
Wi-Fi is a trademark of Wi-Fi Alliance.
ZigBee is a trademark of ZigBee Alliance.

For design support in USA, please send an e-mail to antenna.AMER@te.com
For design support in Europe, please send an e-mail to antenna.EMEA@te.com
For design support in Asia Pacific, please send an e-mail to antenna.AP@te.com

2400 – 2483.5 & 5150 – 5875 MHz Dual Band Antenna

(802.11 a/b/g/n, includes frequencies of Bluetooth, ZigBee, and Wi-Fi products)

Part Number: 1513472-5

Product Facts

- Universal antenna module assembly
- RoHS compliant

Recommendations

- Antenna is to be mounted on a metal chassis
- Panel thickness must be between .8 mm and 1 mm
- Performance and bandwidth is dependant on chassis size

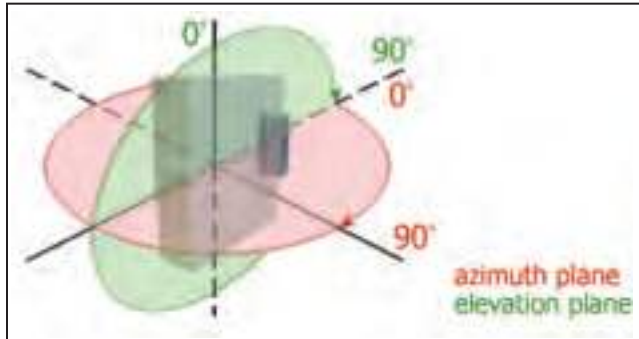


Specifications


Frequency Range (MHz) — 2400 – 2483.5; 5150 – 5875
Peak Gain — 3 dBi
VSWR — <3.0:1
Polarization — Linear
Power Handling — 10 Watt cw
Feed Point Impedance — 50 Ohms unbalanced

Size — 29.00 mm x 12.00 mm x 10.00 mm
Weight — < 5.5 g
Mounting — Universal Antenna Module
Keep Out Area — See diagram on next page
Cable / Connector — 360 mm length. 1.13 mm dia. with U.FI connector
Note — Data shown was taken on a nominal size metal chassis

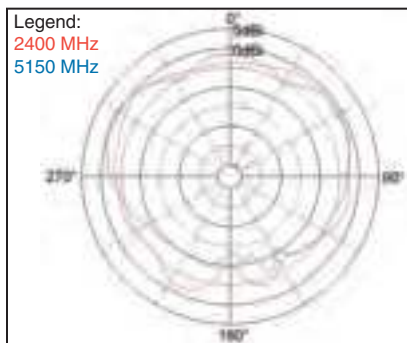
Test Orientation in Free Space



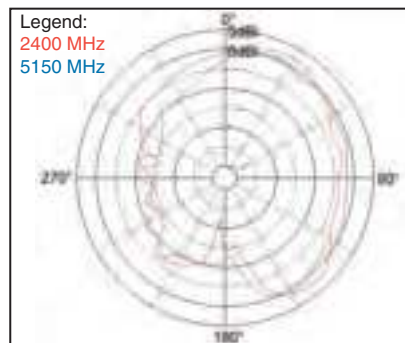
VSWR



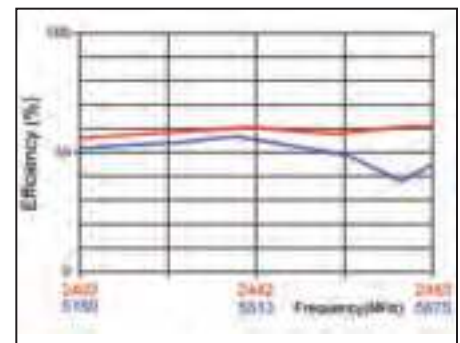
Azimuth



Elevation



Efficiency



Bluetooth is a trademark of Bluetooth SIG, Inc.

Wi-Fi is a trademark of Wi-Fi Alliance.

ZigBee is a trademark of ZigBee Alliance.

2400 – 2483.5 & 5150 – 5875 MHz Dual Band Antenna

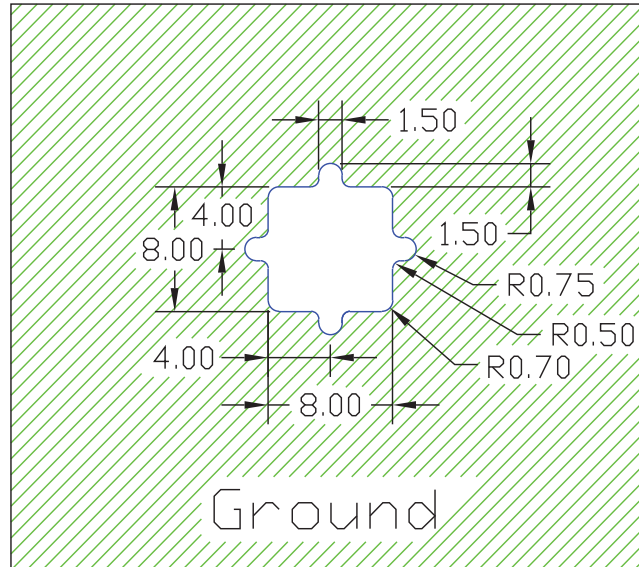
(802.11 a/b/g/n, incl. frequencies of Bluetooth, ZigBee, and Wi-Fi products) (Continued)

Part Number: 1513472-5

(Continued)

Mounting Guide

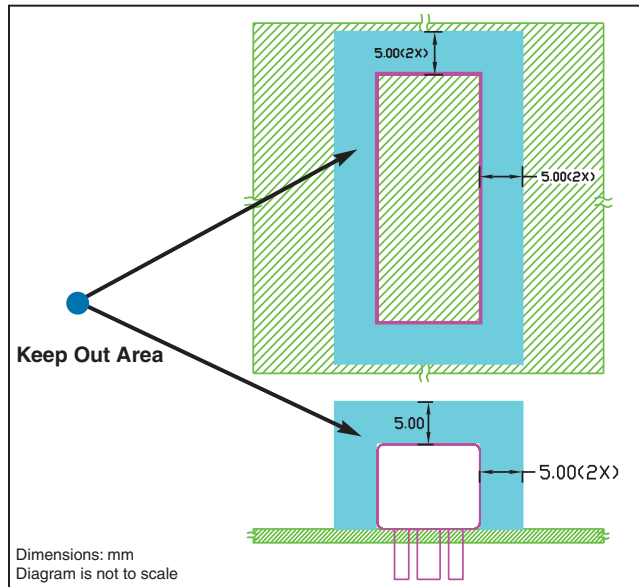
NOTE:
Panel thickness must be between
0.8 mm and 1 mm.



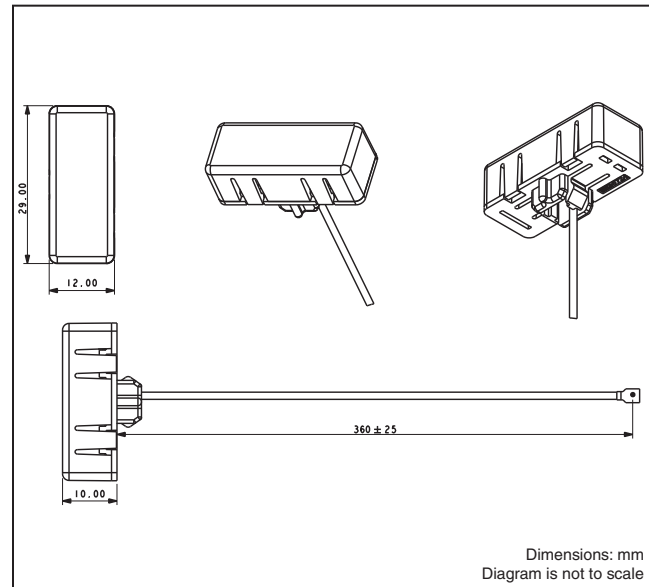
NOTES: 1. Antenna must be mounted on a metal chassis.
2. For more information please call TE.

Dimensions: mm
Diagram is not to scale

Keep Out Area



Approx. Dimensions



Bluetooth is a trademark of Bluetooth
SIG, Inc.
Wi-Fi is a trademark of Wi-Fi Alliance.
ZigBee is a trademark of ZigBee Alliance.

For design support in USA, please send an e-mail to antenna.AMER@te.com
For design support in Europe, please send an e-mail to antenna.EMEA@te.com
For design support in Asia Pacific, please send an e-mail to antenna.AP@te.com

2400 – 2483.5 & 5150 – 5875 MHz Dual Band Antenna

(802.11 a/b/g/n, includes frequencies of Bluetooth, ZigBee, and Wi-Fi products)

Part Number: 2118016-1

Product Facts

- This small embedded antenna provides the most reliable easy-to-use, adjustment-free antenna technology for handling during assembly and implementation by developers
- RoHS compliant

Recommendations

- Minimum or no matching circuits required
- Bandwidth and performance is dependent on ground plane size. Suggested minimum ground plane length from the antenna feed is 30 mm.
- PCB ground is to be on top layer

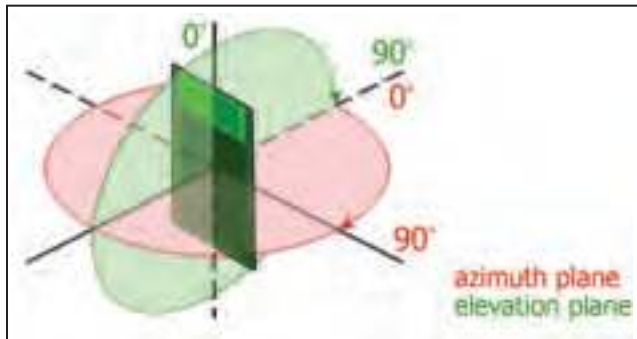


Specifications

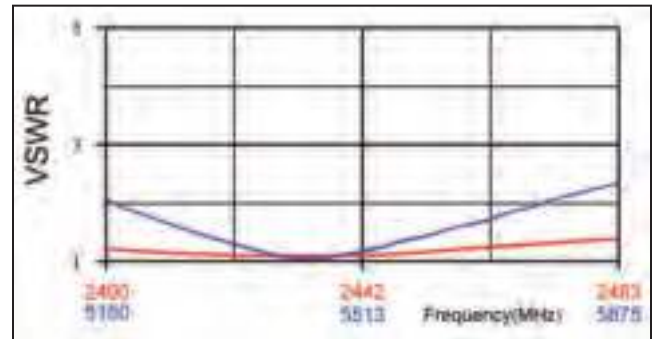
Frequency Range (MHz) — 2400 – 2483.5; 5150 – 5875
Peak Gain — +2 dBi
VSWR — < 3.0:1
Polarization — Linear
Azimuth Beamwidth — Omni-directional
Power Handling — 10 Watt cw

Feed Point Impedance — 50 Ohms unbalanced
Size — 18.90 mm x 6.20 mm x 0.79 mm
Weight — < 0.3 g
Mounting — Surface-mount technology. See next page
Keep Out Area — See diagram on next page

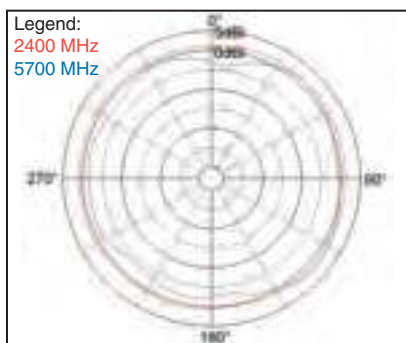
Test Orientation in Free Space



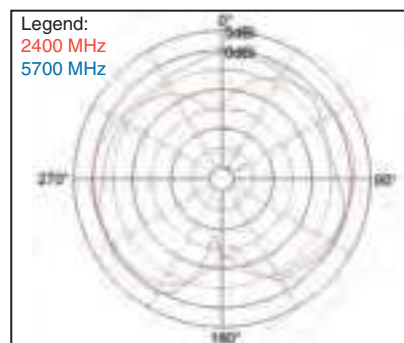
VSWR




Azimuth



Elevation



Efficiency



Bluetooth is a trademark of Bluetooth SIG, Inc.

Wi-Fi is a trademark of Wi-Fi Alliance.

ZigBee is a trademark of ZigBee Alliance.

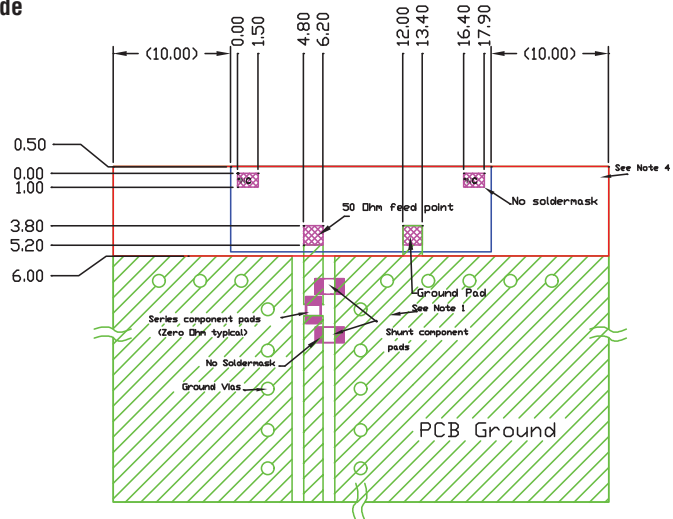
2400 – 2483.5 & 5150 – 5875 MHz Dual Band Antenna

(802.11 a/b/g/n, incl. frequencies of Bluetooth, ZigBee, and Wi-Fi products) (Continued)

Part Number: 2118016-1

(Continued)

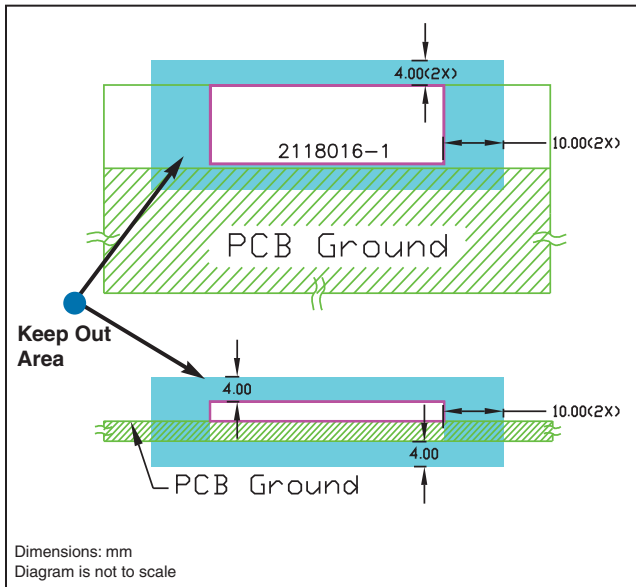
Mounting Guide



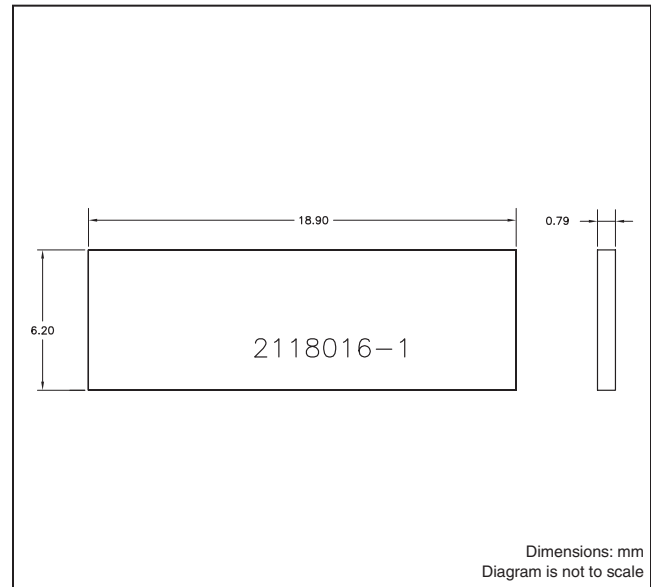
- NOTES:
1. Suggested matching component pads.
 2. Antenna must be mounted on the edge of PCB.
 3. NC = No connection (mechanical mounting pads).
 4. No copper allowed in designated area on all PCB layers –
 5. For more information please call TE.

Dimensions: mm
Diagram is not to scale

Keep Out Area



Approx. Dimensions



Bluetooth is a trademark of Bluetooth SIG, Inc.
Wi-Fi is a trademark of Wi-Fi Alliance.
ZigBee is a trademark of ZigBee Alliance.

For design support in USA, please send an e-mail to antenna.AMER@te.com
For design support in Europe, please send an e-mail to antenna.EMEA@te.com
For design support in Asia Pacific, please send an e-mail to antenna.AP@te.com

2300 – 3800 & 5150 – 5875 MHz Dual Band Antenna

(802.11 a/b/g/n, includes frequencies of Bluetooth, ZigBee, Wi-Fi, and WiMAX products)

Part Number: 2118060-1

Product Facts

- Small and lightweight thin PCB antenna assembly
- RoHS compliant

Recommendations

- For best performance follow Mounting Guide and Keep Out Area on next page



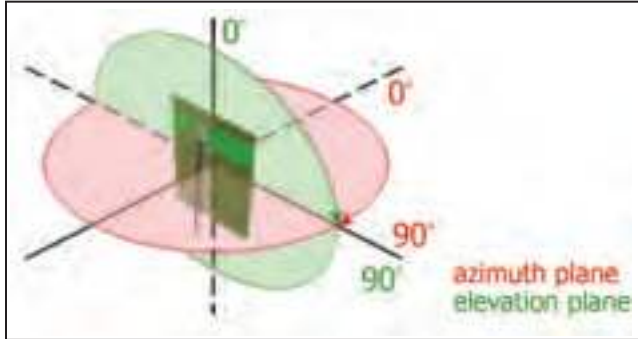
Specifications

Frequency Range (MHz) — 2300 – 3800; 5150 – 5875
Peak Gain — +2 dBi
VSWR — < 3.0:1
Polarization — Linear
Azimuth Beamwidth — Omni-directional
Power Handling — 3 Watt
Feed Point Impedance — 50 Ohms unbalanced

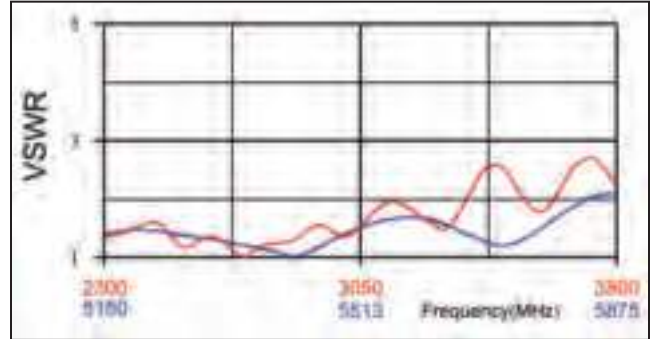
Size — 29.60 mm x 41.24 mm x 0.304 mm
Weight — < 3.3 g
Mounting — Adhesive. See diagram on next page
Keep Out Area — See diagram on next page
Cable / Connector — 350 mm length. 1.37 mm dia. with U.FI connector

Bluetooth is a trademark of Bluetooth SIG, Inc.
 Wi-Fi is a trademark of Wi-Fi Alliance.
 WiMAX is a trademark of WiMAX Forum.
 ZigBee is a trademark of ZigBee Alliance.


Test Orientation in Free Space



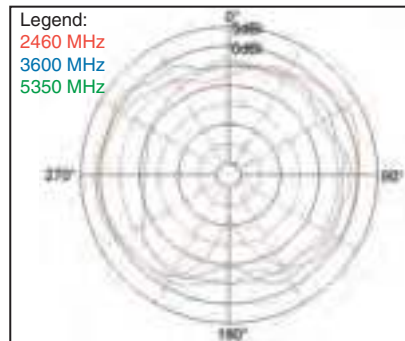
VSWR




Azimuth



Elevation



Efficiency



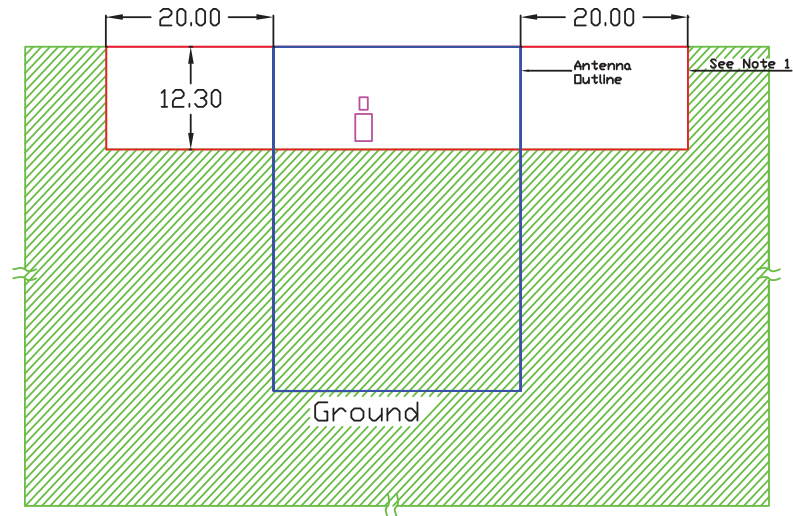
2300 – 3800 & 5150 – 5875 MHz Dual Band Antenna

(802.11 a/b/g/n, incl. frequencies of Bluetooth, ZigBee, Wi-Fi, and WiMAX products) (Continued)

Part Number: 2118060-1

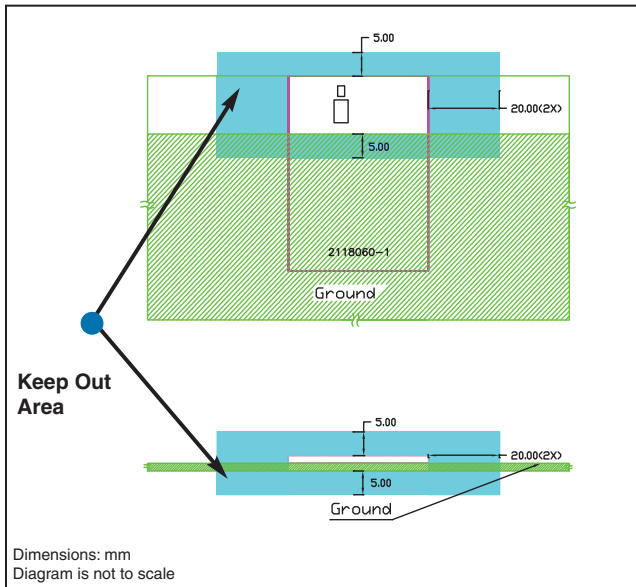
(Continued)

Mounting Guide

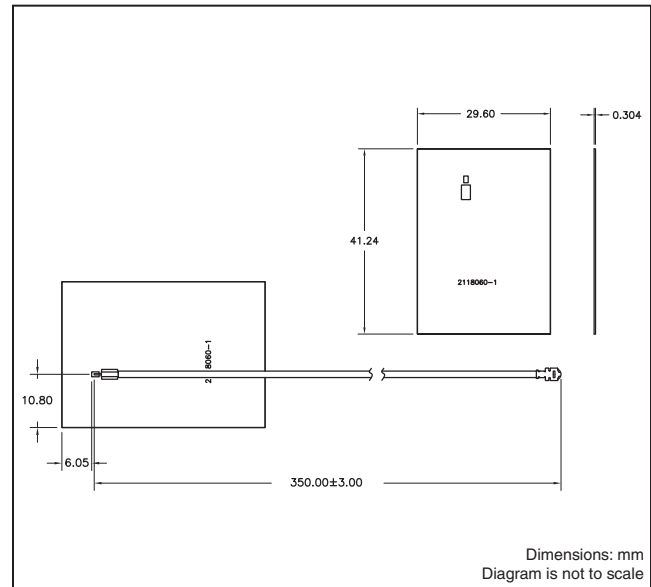


- NOTES: 1. No copper allowed in designated area on all PCB layers – Dimensions: mm
 2. For more information please call TE. Diagram is not to scale

Keep Out Area



Approx. Dimensions



Bluetooth is a trademark of Bluetooth SIG, Inc.
 Wi-Fi is a trademark of Wi-Fi Alliance.
 WiMAX is a trademark of WiMAX Forum.
 ZigBee is a trademark of ZigBee Alliance.

For design support in USA, please send an e-mail to antenna.AMER@te.com
 For design support in Europe, please send an e-mail to antenna.EMEA@te.com
 For design support in Asia Pacific, please send an e-mail to antenna.AP@te.com

4900-5875 MHz Single Band Antenna (IEEE 802.11 a/g/n/ac, includes frequencies of Wi-Fi products)

Part Number: 2118316-1

Product Facts

- This small embedded antenna provides the most reliable easy-to-use, and adjustment-free antenna technology for handling during assembly and implementation by developers.
- Available in tray (2118316-2) or tape & reel (2118316-1) for automatic mounting.
- RoHS compliant.



Recommendations

- Minimum or no matching circuits required.
- Bandwidth and performance is dependent on ground plane size. Suggested minimum ground plane length from the antenna feed is 15 mm.
- PCB ground is to be on top layer.

Specifications

Frequency Range (MHz) — 4900–5875

Peak Gain — +4.9 dBi

VSWR — < 2.5:1

Polarization — Linear

Azimuth Beamwidth — Omnidirectional

Power Handling — 3 Watt cw

Feed Point Impedance — 50 Ohms unbalanced

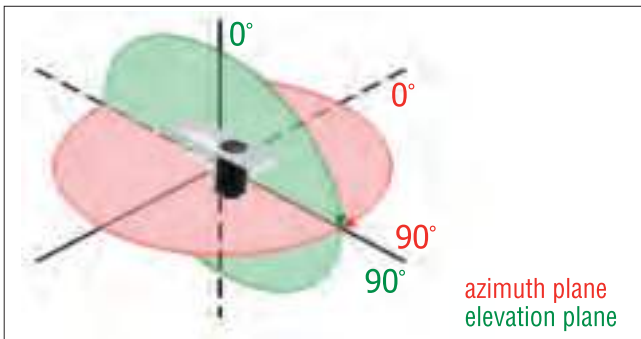
Size — 11.00 mm x 4.25 mm x 4.90 mm

Weight — 0.2 g.

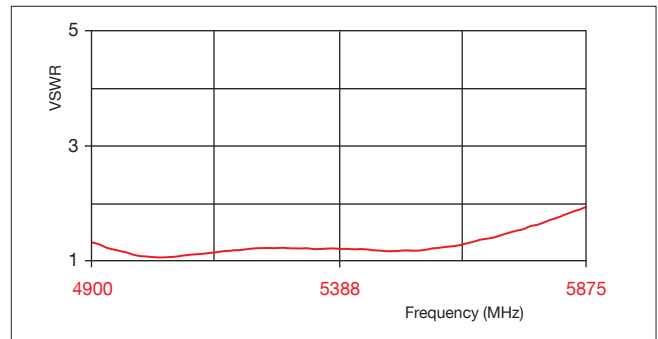
Mounting — Surface-mount technology. See diagram on page 2.

Keep Out Area — See diagram on page 2.

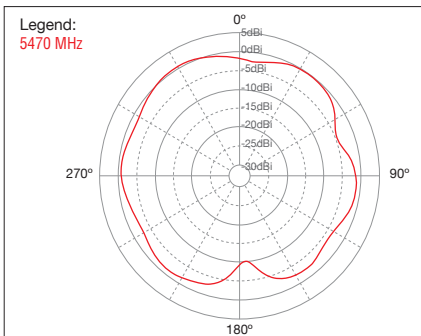
Test Orientation in Free Space



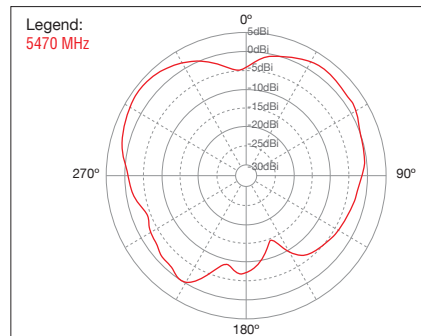
VSWR



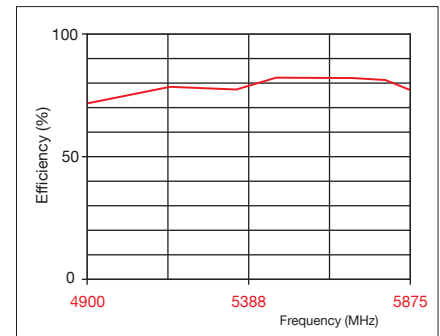
Azimuth



Elevation



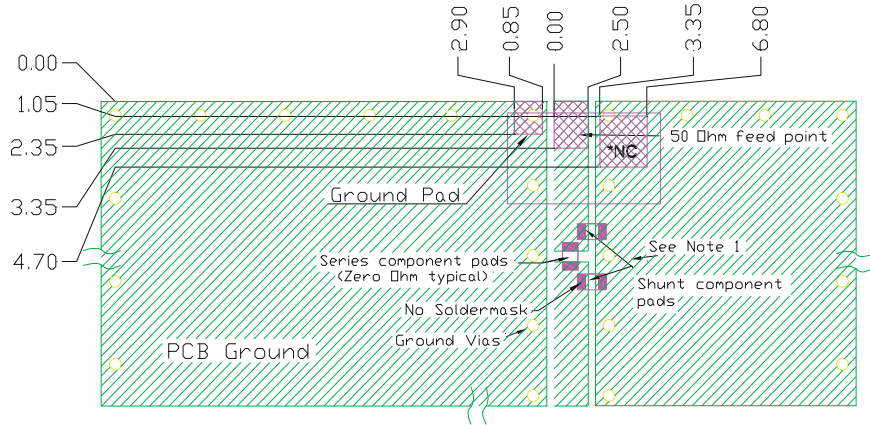
Efficiency



4900-5875 MHz Single Band Antenna (IEEE 802.11 a/g/n/ac, includes frequencies of Wi-Fi products)(Continued)

Part Number: 2118316-1
(Continued)

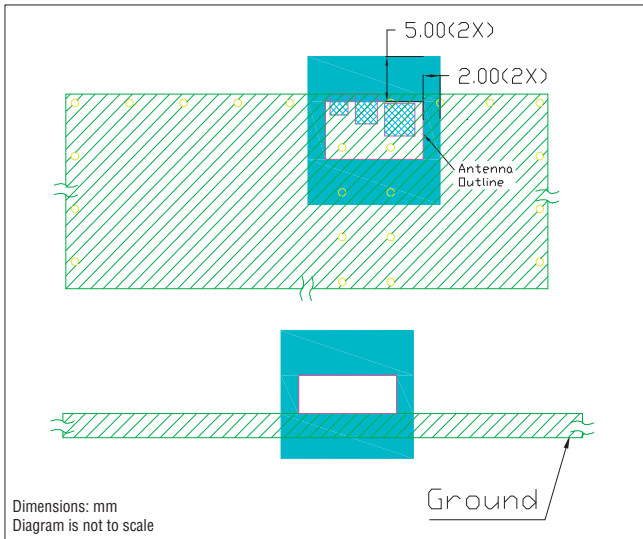
Mounting Guide



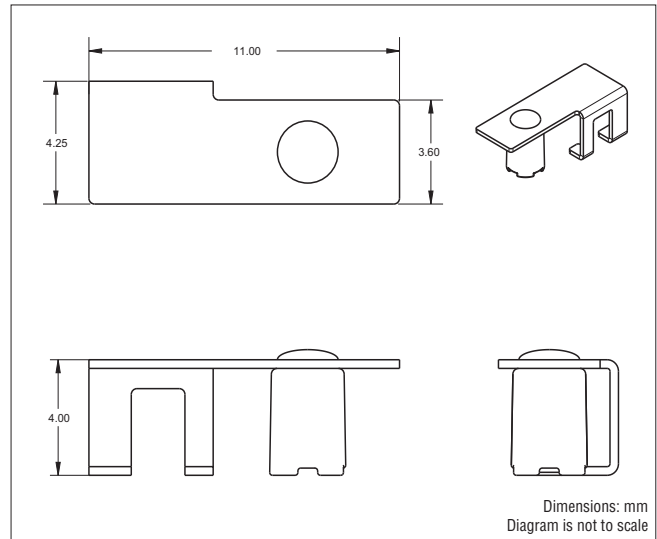
- NOTES: 1. Suggested matching component pads.
 2. Antenna must be mounted on the edge of PCB.
 3. NC = No connection (mechanical mounting pads).
 4. For more information please call TE.

Dimensions: mm
Diagram is not to scale

Keep Out Area



Approx. Dimensions



Wi-Fi is a trademark of Wi-Fi Alliance.

For design support in USA, please send an e-mail to antenna.AMER@te.com
 For design support in Europe, please send an e-mail to antenna.EMEA@te.com
 For design support in Asia Pacific, please send an e-mail to antenna.AP@te.com

4900-5875 MHz Single Band Antenna (IEEE 802.11 a/g/n/ac, includes frequencies of Wi-Fi products)


Part Number: 2118326-1

Product Facts

- Small and lightweight PCB antenna assembly.
- RoHS compliant.

Recommendations

- For best performance follow Mounting Guide and Keep Out Area on next page.



Specifications

Frequency Range (MHz) — 4900–5875

Peak Gain — +2.4 dBi

VSWR — < 2.5:1

Polarization — Linear

Azimuth Beamwidth — Omni-directional

Power Handling — 3 Watt cw

Feed Point Impedance — 50 Ohms unbalanced

Size — 15.0 mm x 10.0 mm x 1.0 mm

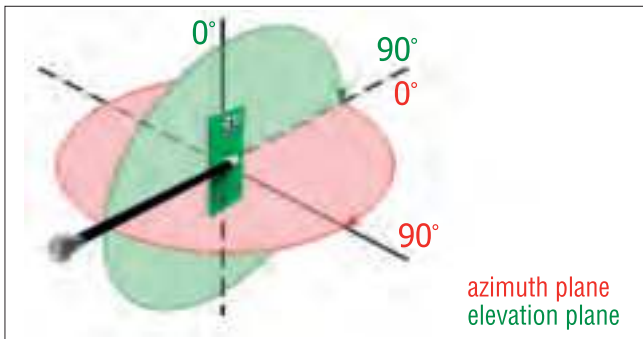
Weight — 1.0 g.

Mounting — Adhesive. See diagram on page 2.

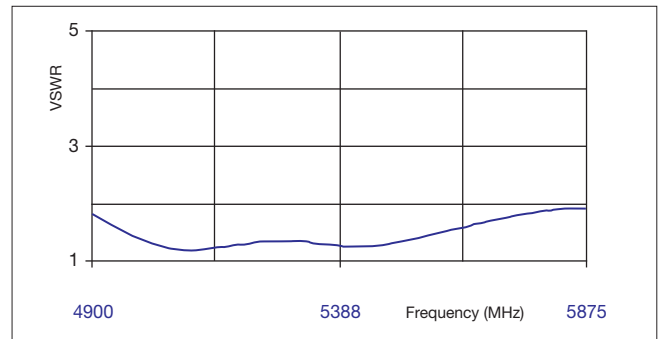
Keep Out Area — See diagram on page 2.

Cable / Connector — 120 mm length. 1.13 mm dia. with U.FL connector

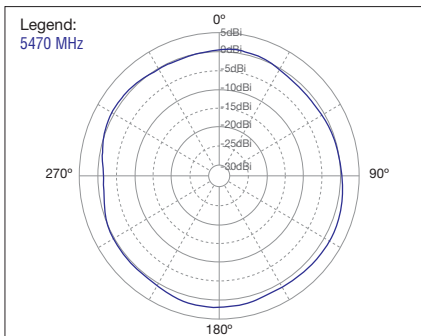
Test Orientation in Free Space



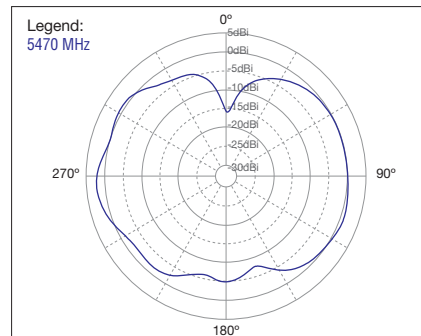
VSWR



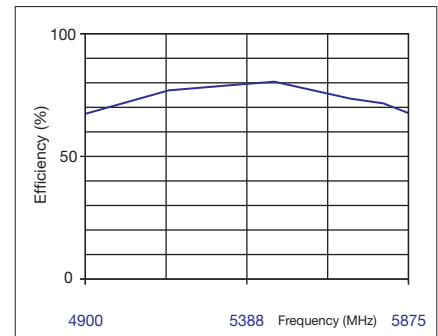
Azimuth



Elevation



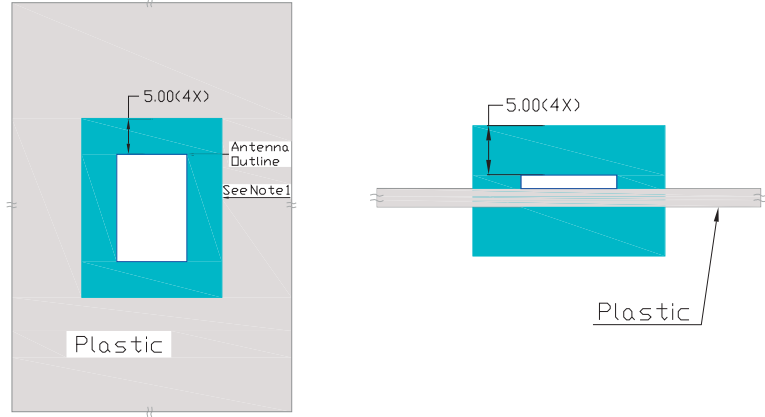
Efficiency



4900-5875 MHz Single Band Antenna (IEEE 802.11 a/g/n/ac, includes frequencies of Wi-Fi products)(Continued)

Part Number: 2118326-1
(Continued)

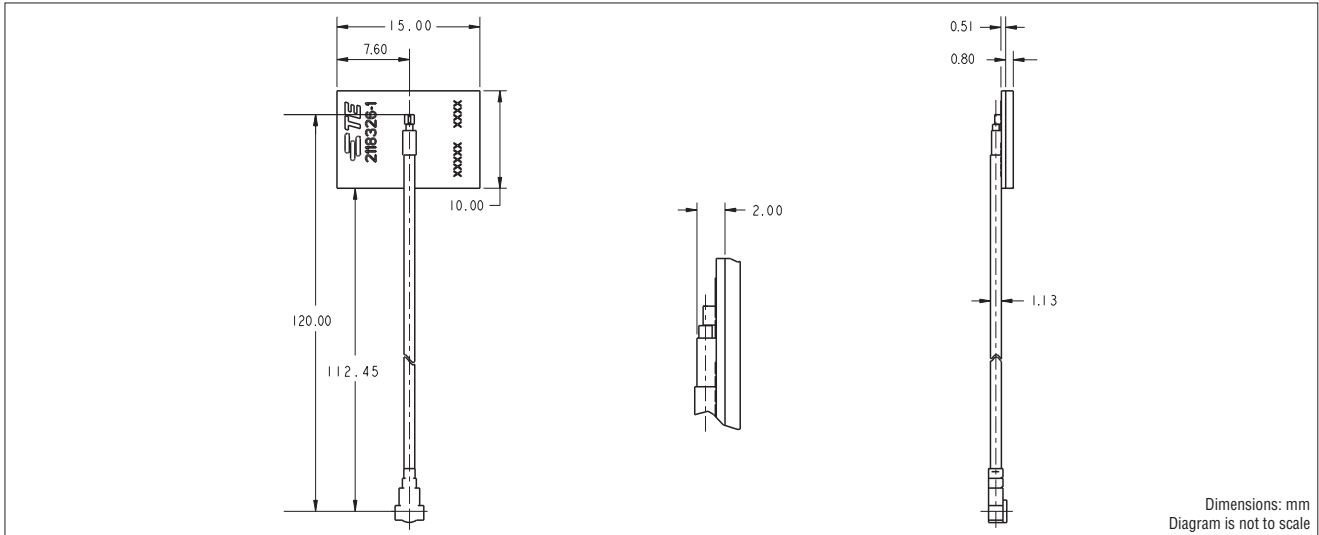
Mounting Guide and Keep Out Area



- NOTES: 1. Antenna designed to be mounted on plastic cover.
2. Area in blue above indicates Keep Out Area.
3. For more information please call TE.

Dimensions: mm
Diagram is not to scale

Approx. Dimensions



Wi-Fi is a trademark of Wi-Fi Alliance.

For design support in USA, please send an e-mail to antenna.AMER@te.com
For design support in Europe, please send an e-mail to antenna.EMEA@te.com
For design support in Asia Pacific, please send an e-mail to antenna.AP@te.com

698-960, 1710-2170 & 2300-2700 MHz LTE/Cell Band Antenna (includes frequencies of LTE, UMTS, US Dual, EU Triband, and WCDMA products)

Part Number: 2118308-1

Product Facts

- This MetaSpan antenna product uses metamaterial technology to cover virtually all cell bands in one compact antenna assembly.
- RoHS compliant.

Recommendations

- For best performance follow Mounting Guide and Keep Out Area on next page.



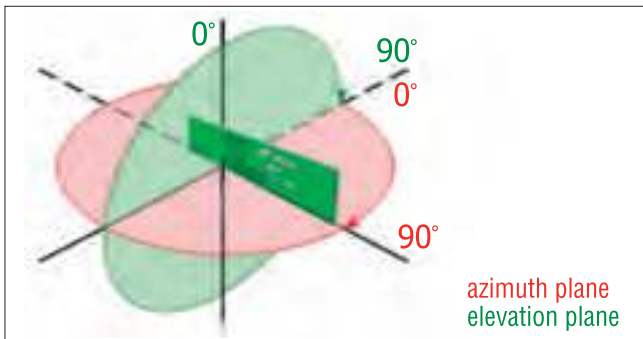
Specifications

Frequency Range (MHz) — 698–960; 1710–2170; 2300–2700
Peak Gain — +3.9 dBi
VSWR — < 3.0:1
Polarization — Linear
Power Handling — 3 Watt cw
Feed Point Impedance — 50 Ohms unbalanced
Size — 110.0 mm x 14.0 mm x 1.31 mm

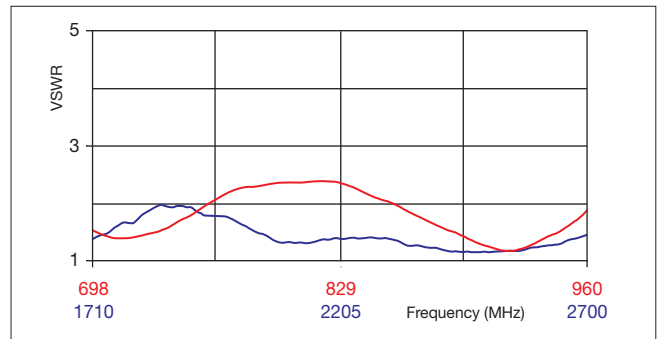
Weight — 4.2 g.
Mounting — Adhesive. See diagram on page 2.
Keep Out Area — See diagram on page 2.
Cable / Connector — 120 mm length. 1.13 mm dia. with TE MCIS connector

Cell, LTE, & WiMAX

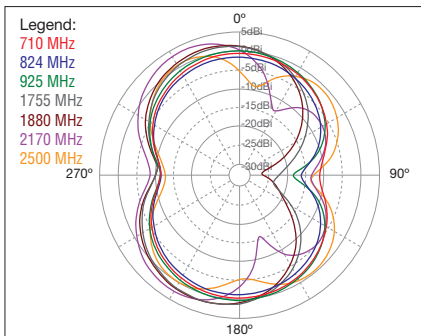
Test Orientation in Free Space



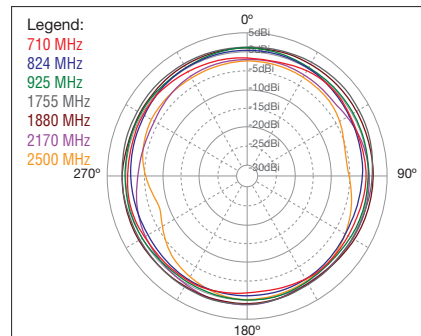
VSWR



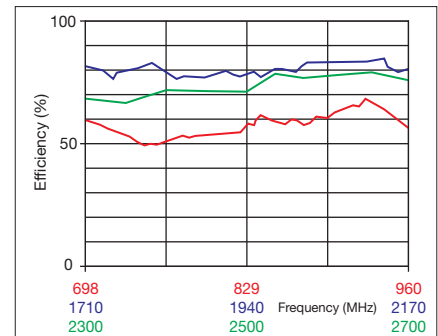
Azimuth



Elevation



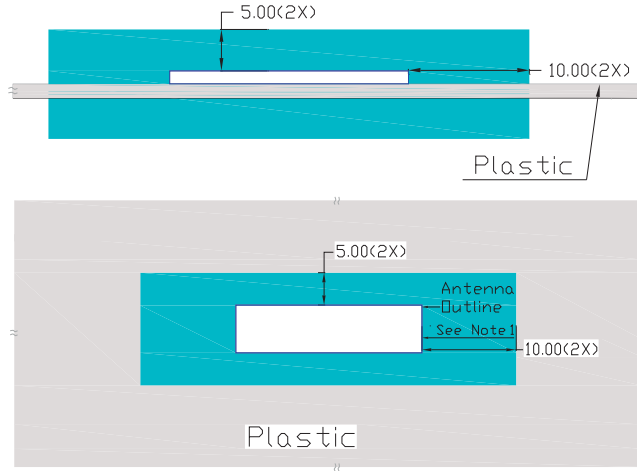
Efficiency



698-960, 1710-2170 & 2300-2700 MHz LTE/Cell Band Antenna
 (includes frequencies of LTE, UMTS, US Dual, EU Triband, and WCDMA products)(Continued)

Part Number: 2118308-1
 (Continued)

Mounting Guide and Keep Out Area

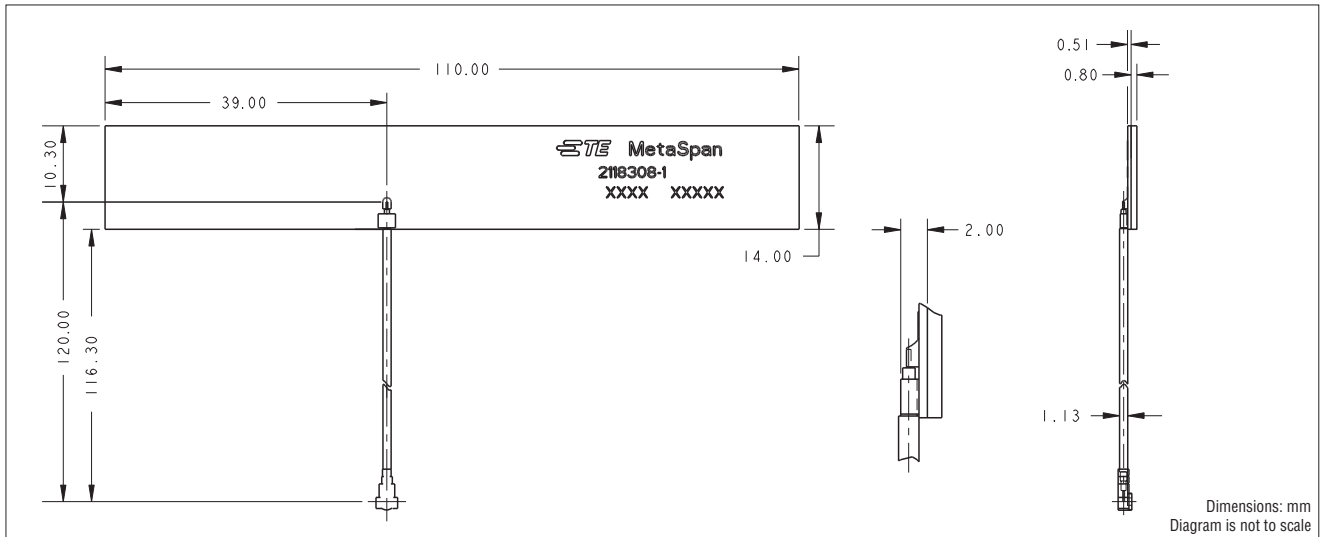


- NOTES: 1. Antenna designed to be mounted on plastic cover.
 2. Area in blue above indicates Keep Out Area.
 3. For more information please call TE.

Dimensions: mm
 Diagram is not to scale

Cell, LTE, & WiMAX

Approx. Dimensions



MetaSpan is a trademark.

For design support in USA, please send an e-mail to antenna.AMER@te.com
 For design support in Europe, please send an e-mail to antenna.EMEA@te.com
 For design support in Asia Pacific, please send an e-mail to antenna.AP@te.com

698-960, 1710-2170 & 2300-2700 MHz LTE/Cell Band Antenna (includes frequencies of LTE, UMTS, US Dual, EU Triband, and WCDMA products)

Part Number: 2118310-1

Product Facts

- This MetaSpan antenna product uses metamaterial technology to cover virtually all cell bands in one compact antenna assembly.
- RoHS compliant.

Recommendations

- Minimum or no matching circuits required.
- Bandwidth and performance are dependent on ground plane size. Suggested minimum ground plane length from the antenna feed is 120 mm.
- PCB ground is to be on top layer.



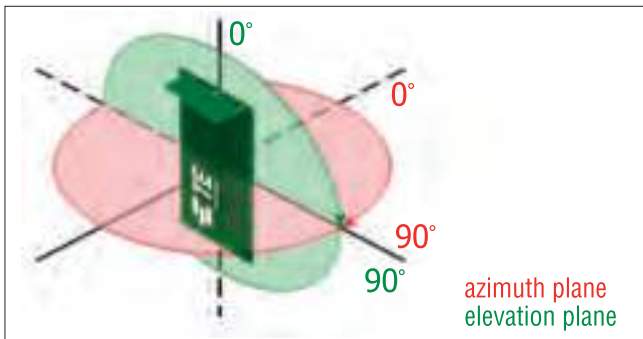
Specifications

Frequency Range (MHz) — 698–960; 1710–2170; 2300–2700
Peak Gain — +3.5 dBi
VSWR — < 3.0:1 tunable
Polarization — Linear
Azimuth Beamwidth — Omni-directional
Power Handling — 3 Watt cw
Feed Point Impedance — 50 Ohms unbalanced

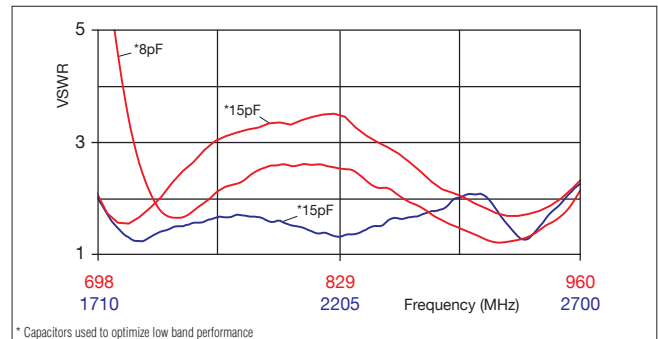
Size — 74.0 mm x 10.56 mm x 1.57 mm
Weight — 2.55 g.
Mounting — Tab mounted with plated through holes. See page 2.
Keep Out Area — See diagram on page 2.

Cell, LTE, & WiMAX

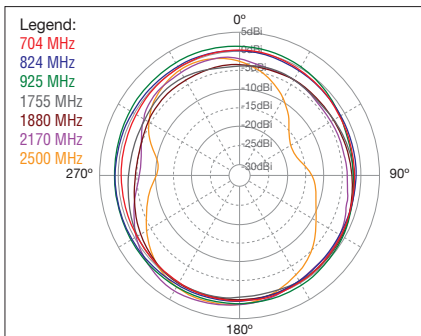
Test Orientation in Free Space



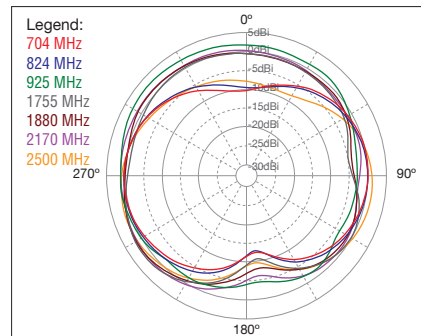
VSWR



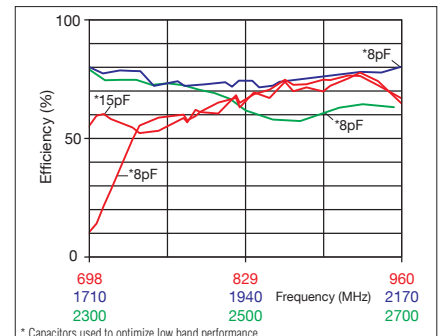
Azimuth



Elevation



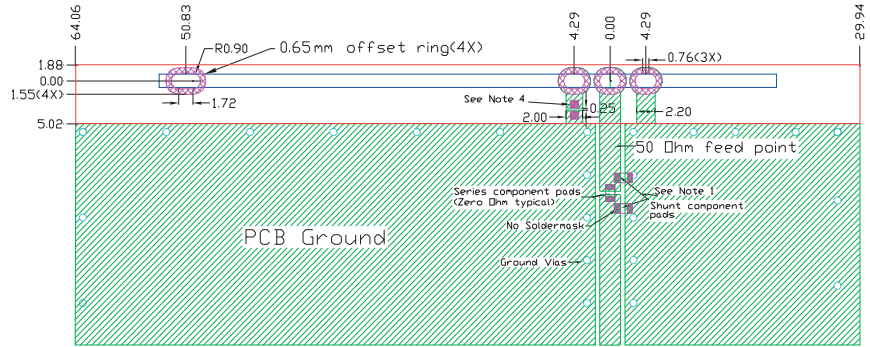
Efficiency



698-960, 1710-2170 & 2300-2700 MHz LTE/Cell Band Antenna
 (includes frequencies of LTE, UMTS, US Dual, EU Triband, and WCDMA products)(Continued)

Part Number: 2118310-1
 (Continued)

Mounting Guide

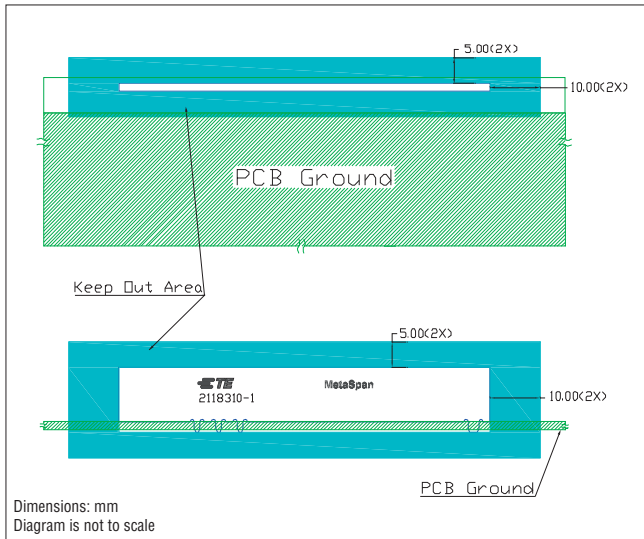


- NOTES: 1. Suggested matching component pads.
 2. Antenna must be mounted on the edge of PCB.
 3. No copper allowed in designated area on all PCB layers –
 4. Capacitor used to optimize low band performance
 5. For more information please call TE.

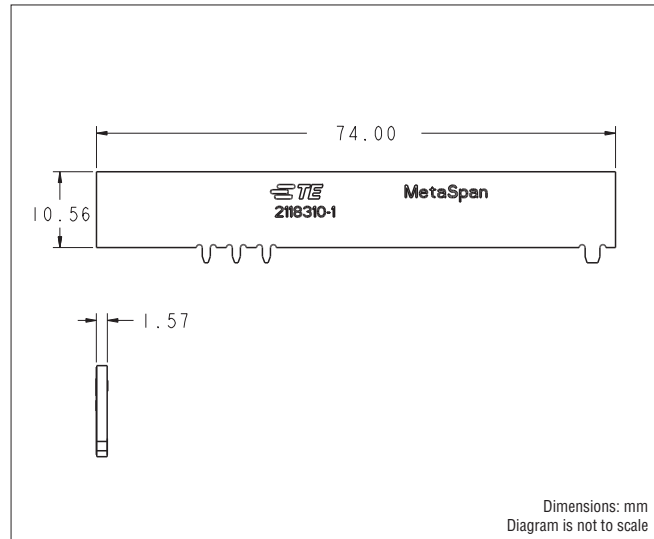
Dimensions: mm
 Diagram is not to scale

Cell, LTE, & WiMAX

Keep Out Area



Approx. Dimensions



MetaSpan is a trademark.

For design support in USA, please send an e-mail to antenna.AMER@te.com
 For design support in Europe, please send an e-mail to antenna.EMEA@te.com
 For design support in Asia Pacific, please send an e-mail to antenna.AP@te.com

824 – 894 & 1850 – 1990 MHz Dual Band Antenna (US Dual Band)


Part Number: 1513247-1

Product Facts

- Small and lightweight
- RoHS compliant

Recommendations

- Minimum or no matching circuits required
- Bandwidth and performance is dependent on ground plane size. Suggested minimum ground plane length from the antenna feed is 100 mm.



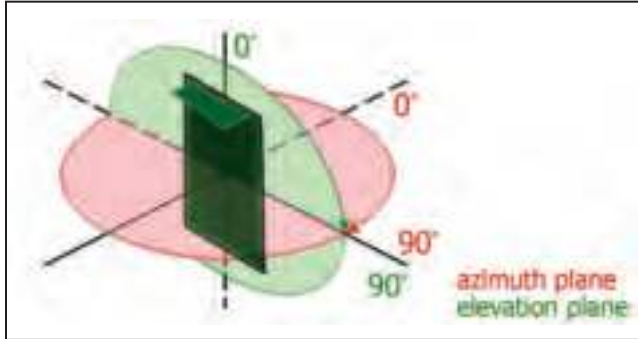
Specifications

Frequency Range (MHz) — 824 – 894; 1850 – 1990
Peak Gain — 0 dBi; +3 dBi
VSWR — < 3.0:1; < 3.0:1
Polarization — Linear
Power Handling — 10 Watt cw
Feed Point Impedance — 50 Ohms

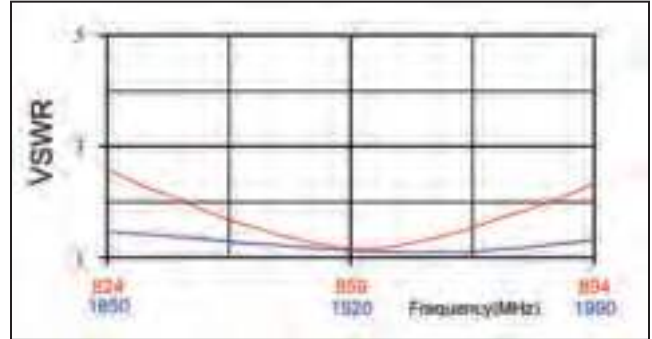
Size — 38.10 mm x 15.24 mm x 1.57 mm
Weight — < 2 g
Mounting — Tab mounted with plated through holes. See next page
Keep Out Area — See diagram on next page

Cell, LTE, & WiMAX

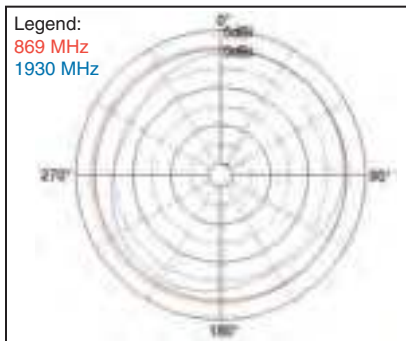
Test Orientation in Free Space



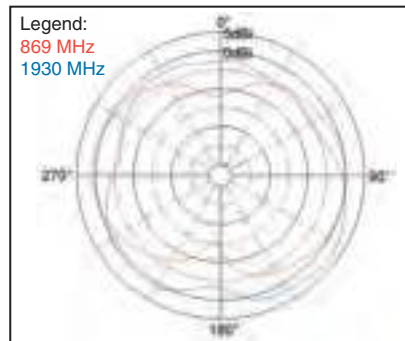
VSWR



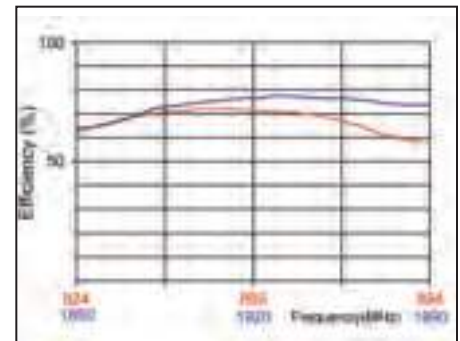
Azimuth



Elevation



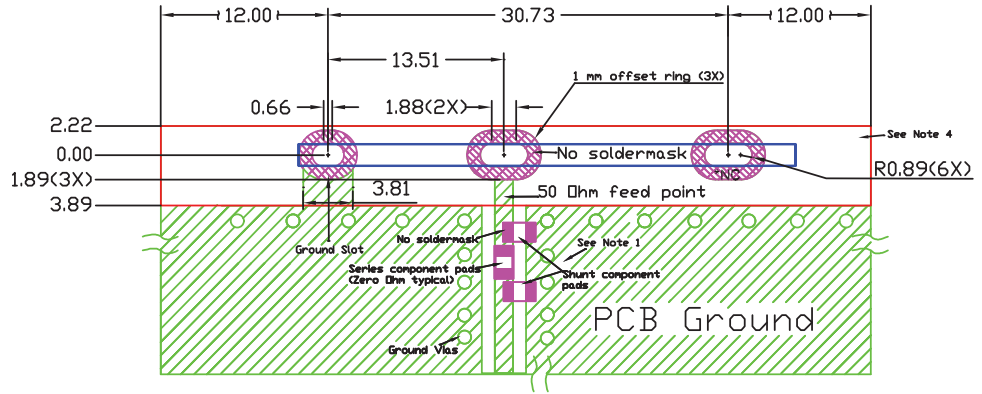
Efficiency



824 – 894 & 1850 – 1990 MHz Dual Band Antenna (US Dual Band) (Continued)

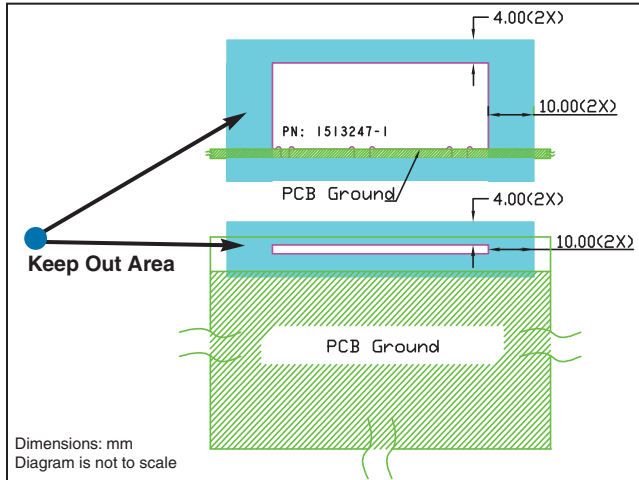
Part Number: 1513247-1
(Continued)

Mounting Guide

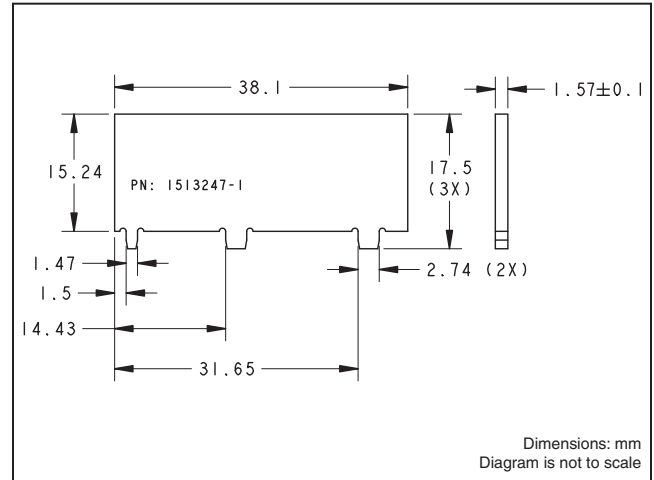


- NOTES:
1. Suggested matching component pads.
 2. Antenna must be mounted on the edge of PCB.
 3. NC = No connection (mechanical mounting pads).
 4. No copper allowed in designated area on all PCB layers – Dimensions: mm
Diagram is not to scale
 5. For more information please call TE.

Keep Out Area



Approx. Dimensions



824 – 960 & 1710 – 1990 MHz Quad Band Antenna (US Dual and EU Dual Band)


Part Number: 1513259-1

Product Facts

- This small embedded antenna provides the most reliable easy-to-use, and adjustment-free antenna technology for handling during assembly and implementation by developers
- Also available in tape & reel (P/N 1513259-9) for automatic mounting
- RoHS compliant

Recommendations

- Minimum or no matching circuits required
- Bandwidth and performance is dependent on ground plane size. Suggested minimum ground plane length from the antenna feed is 100 mm.
- PCB ground is to be on top layer



Specifications

Frequency Range (MHz) — 824 – 960; 1710 – 1990
Peak Gain — +1 dBi
VSWR — < 3.0:1
Polarization — Linear
Azimuth Beamwidth — Omni-directional
Power Handling — 10 Watt cw

Feed Point Impedance — 50 Ohms unbalanced

Size — 37.59 mm x 11.94 mm x 1.57 mm

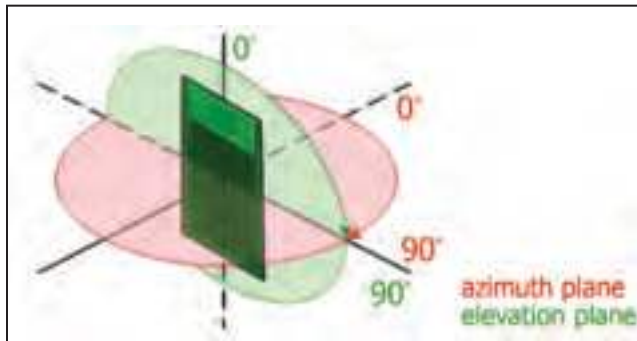
Weight — < 1.6 g

Mounting — Surface-mount technology. See next page

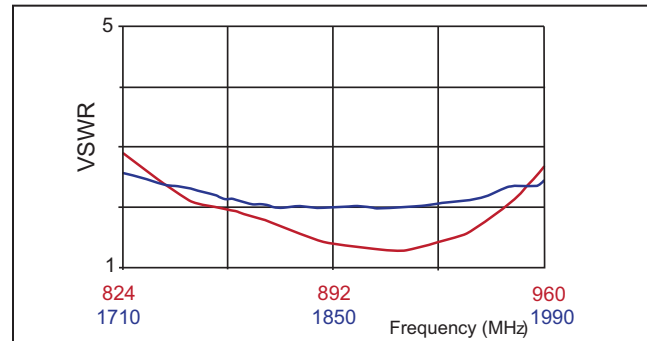
Keep Out Area — See diagram on next page

Cell, LTE, & WiMAX

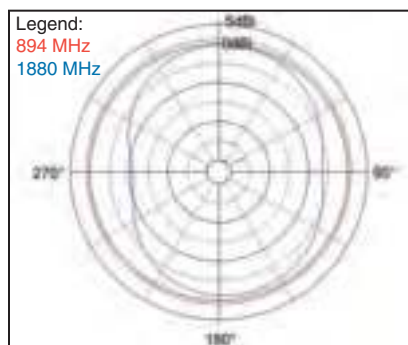
Test Orientation in Free Space



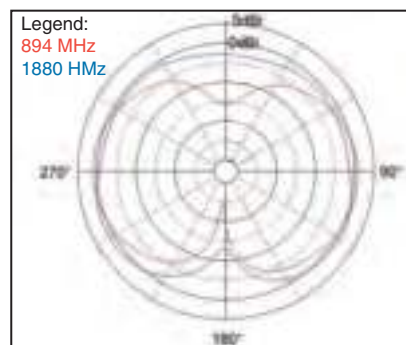
VSWR



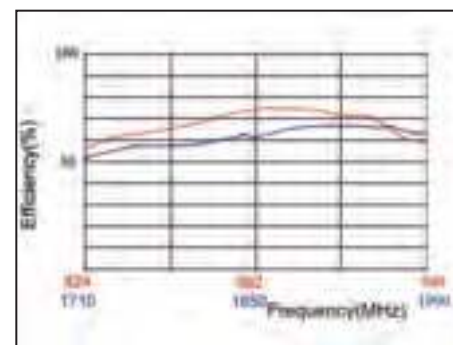
Azimuth



Elevation



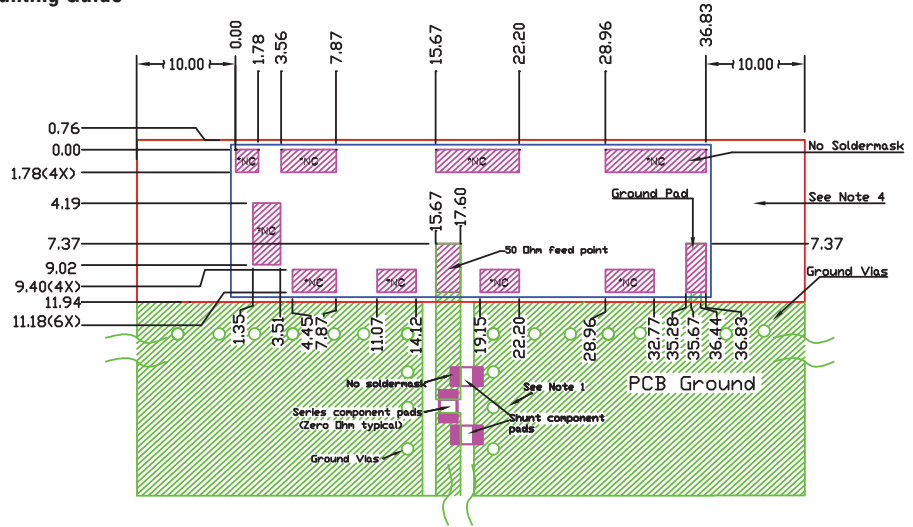
Efficiency



824 – 960 & 1710 – 1990 MHz Quad Band Antenna (US Dual and EU Dual Band) (Continued)

Part Number: 1513259-1
(Continued)

Mounting Guide

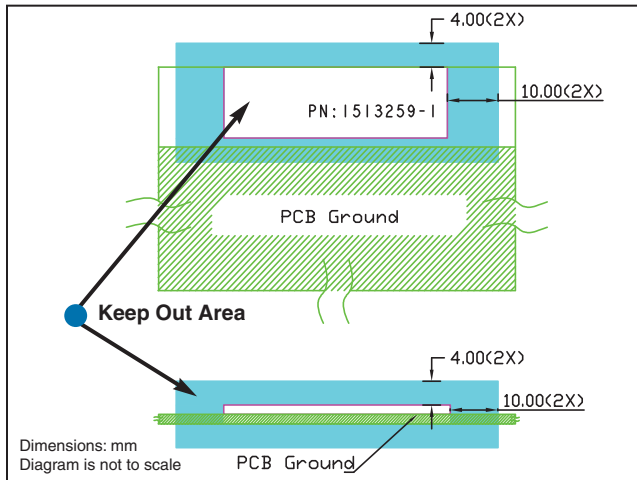


- NOTES:
1. Suggested matching component pads.
 2. Antenna must be mounted on the edge of PCB.
 3. NC = No connection (mechanical mounting pads).
 4. No copper allowed in designated area on all PCB layers –
 5. For more information please call TE.

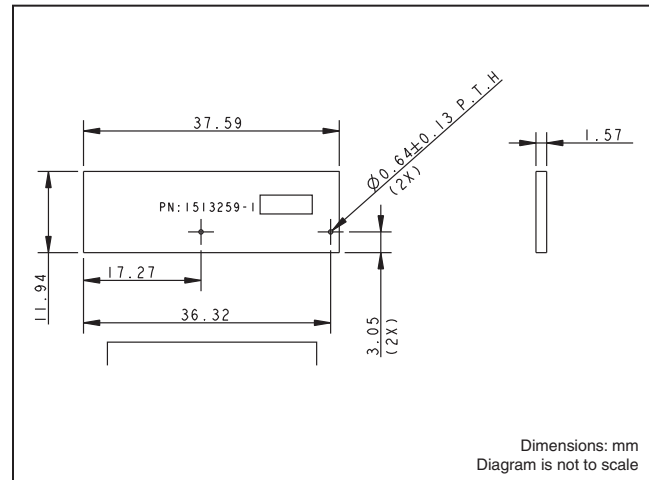
Dimensions: mm
Diagram is not to scale

Cell, LTE, & WiMAX

Keep Out Area



Approx. Dimensions



For design support in USA, please send an e-mail to antenna.AMER@te.com
 For design support in Europe, please send an e-mail to antenna.EMEA@te.com
 For design support in Asia Pacific, please send an e-mail to antenna.AP@te.com

824 – 960 & 1710 – 1990 MHz Quad Band Antenna (US Dual and EU Dual Band)

Part Number: 1513273-1

Product Facts

- This small embedded antenna provides the most reliable easy-to-use, and adjustment-free antenna technology for handling during assembly and implementation by developers
- RoHS compliant

Recommendations

- Minimum or no matching circuits required
- Bandwidth and performance is dependent on ground plane size. Suggested minimum ground plane length from the antenna feed is 100 mm.



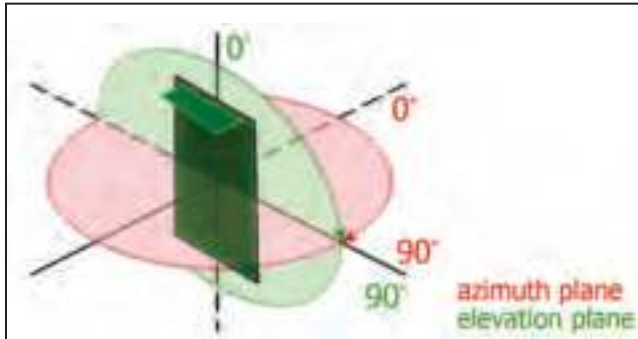
Specifications

Frequency Range (MHz) — 824 – 960; 1710 – 1990
Peak Gain — +2 dBi
VSWR — < 3.0:1
Polarization — Linear
Azimuth Beamwidth — Omni-directional
Power Handling — 10 Watt cw

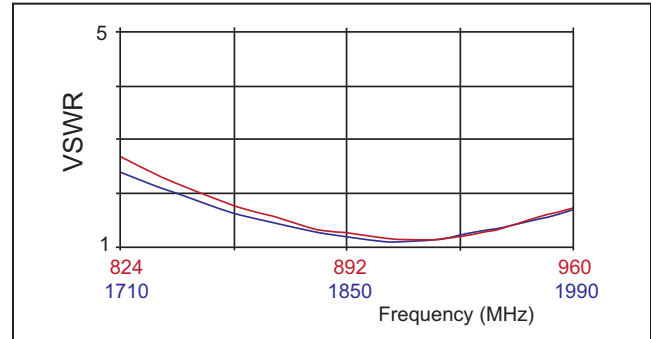
Feed Point Impedance — 50 Ohms unbalanced
Size — 35.56 mm x 15.11 mm x 1.57 mm
Weight — < 1.8 g
Mounting — Tab mounted with plated through holes. See next page
Keep Out Area — See diagram on next page

Cell, LTE, & WiMAX

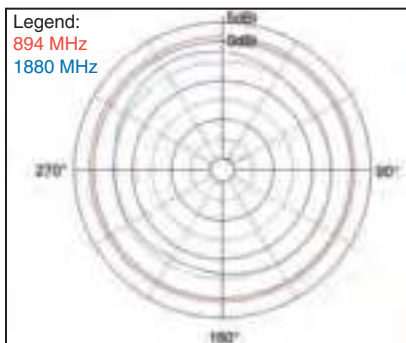
Test Orientation in Free Space



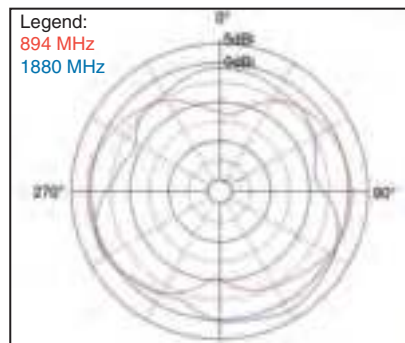
VSWR




Azimuth



Elevation



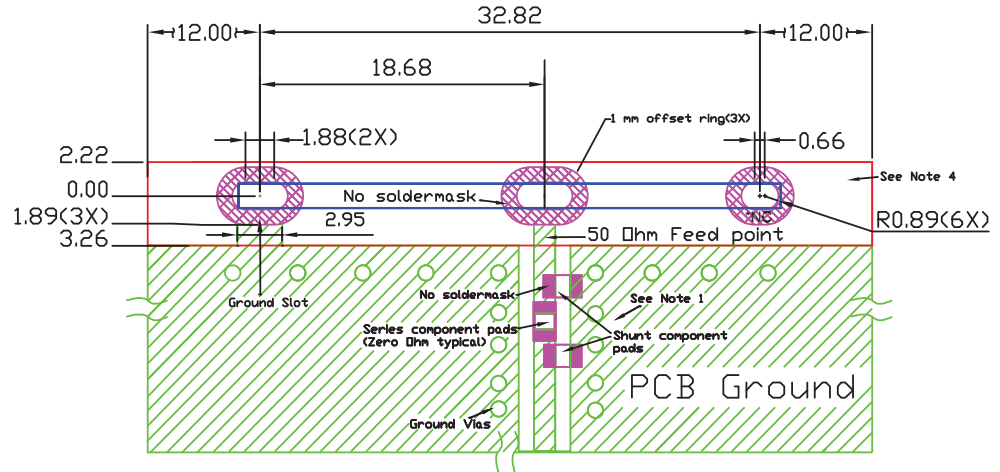
Efficiency



824 – 960 & 1710 – 1990 MHz Quad Band Antenna (US Dual and EU Dual Band) (Continued)

Part Number: 1513273-1
(Continued)

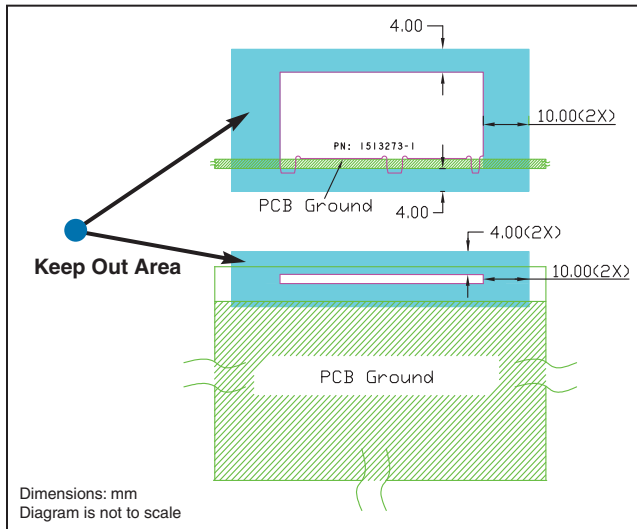
Mounting Guide



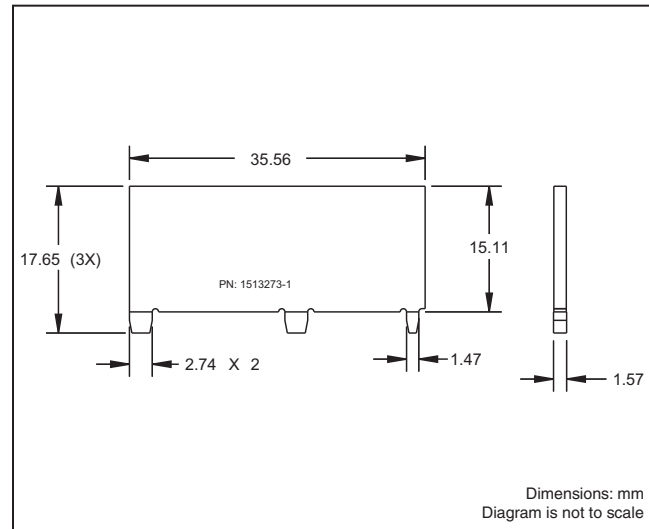
- NOTES:
1. Suggested matching component pads.
 2. Antenna must be mounted on the edge of PCB.
 3. NC = No connection (mechanical mounting pads).
 4. No copper allowed in designated area on all PCB layers –
 5. For more information please call TE.

Dimensions: mm
Diagram is not to scale

Keep Out Area



Approx. Dimensions



For design support in USA, please send an e-mail to antenna.AMER@te.com
For design support in Europe, please send an e-mail to antenna.EMEA@te.com
For design support in Asia Pacific, please send an e-mail to antenna.AP@te.com

824 – 960 & 1710 – 2170 MHz Penta Band Antenna (UMTS, US Dual, EU Dual, and WCDMA)

Part Number: 1513317-1

Product Facts

- This small embedded antenna provides the most reliable easy-to-use, and adjustment-free antenna technology for handling during assembly and implementation by developers
- RoHS compliant

Recommendations

- Minimum or no matching circuits required
- Bandwidth and performance is dependent on ground plane size. Suggested minimum ground plane length from the antenna feed is 100 mm.

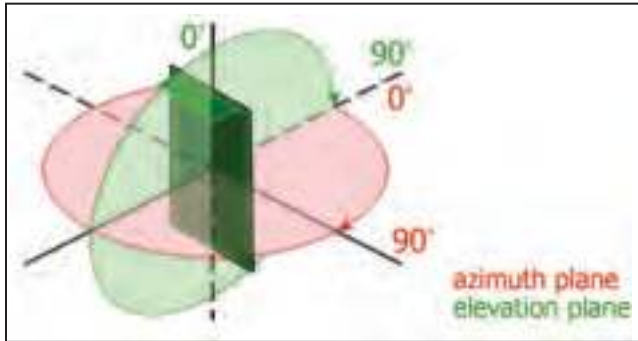


Specifications

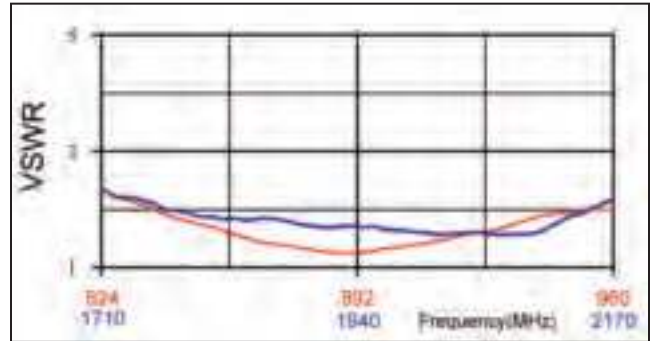
Frequency Range (MHz) — 824 – 960; 1710 – 2170
Peak Gain — +3 dBi
VSWR — < 3.0:1
Polarization — Linear
Azimuth Beamwidth — Omni-directional
Power Handling — 10 Watt cw

Feed Point Impedance — 50 Ohms unbalanced
Size — 49.90 mm x 20.27 mm x 1.58 mm
Weight — < 2.9 g
Mounting — Tab mounted with plated through holes. See next page
Keep Out Area — See diagram on next page

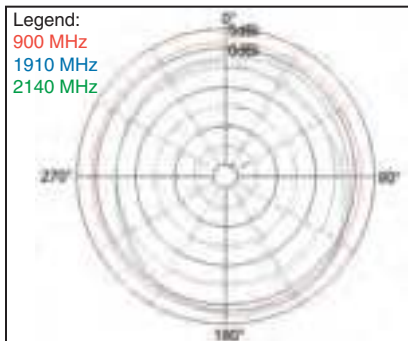
Test Orientation in Free Space



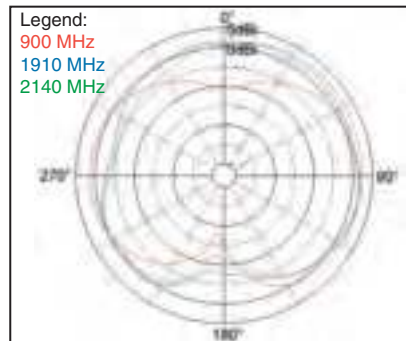
VSWR




Azimuth



Elevation



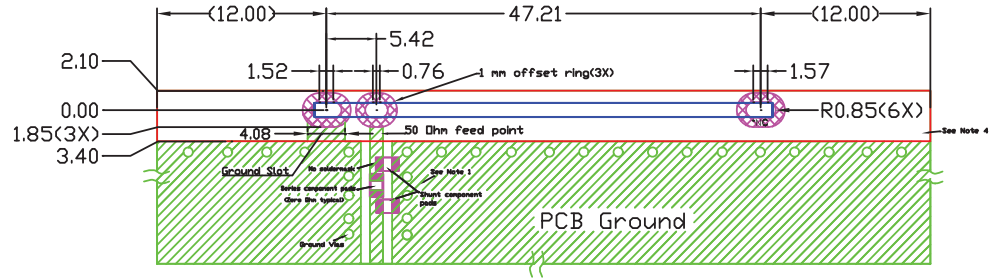
Efficiency



824 – 960 & 1710 – 2170 MHz Penta Band Antenna (UMTS, US Dual, EU Dual, and WCDMA) (Continued)

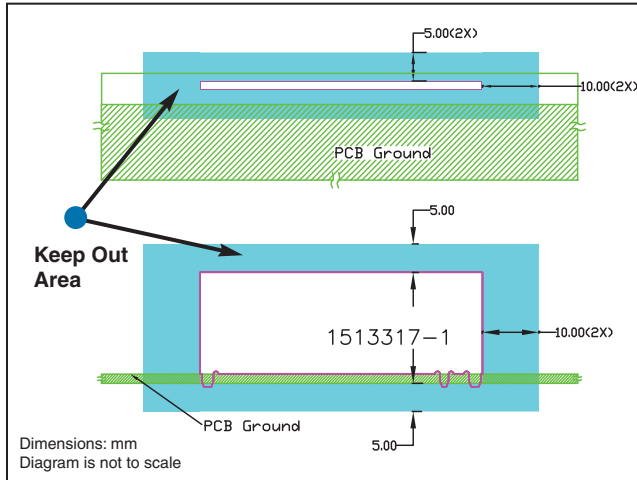
Part Number: 1513317-1
(Continued)

Mounting Guide

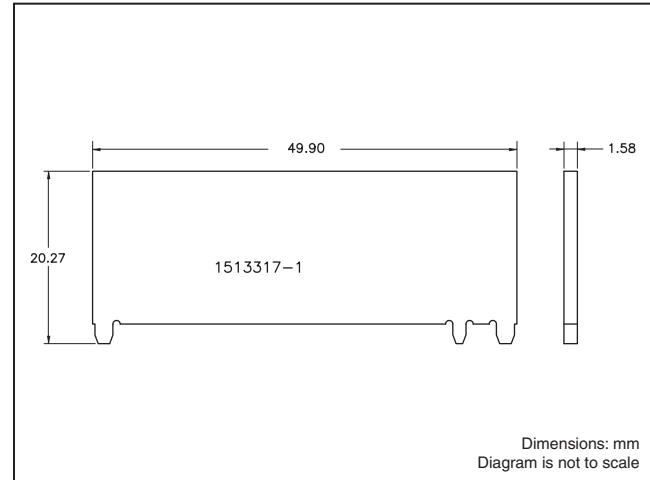


- NOTES:
1. Suggested matching component pads.
 2. Antenna must be mounted on the edge of PCB.
 3. NC = No connection (mechanical mounting pads).
 4. No copper allowed in designated area on all PCB layers – Dimensions: mm
Diagram is not to scale
 5. For more information please call TE.

Keep Out Area



Approx. Dimensions



For design support in USA, please send an e-mail to antenna.AMER@te.com
For design support in Europe, please send an e-mail to antenna.EMEA@te.com
For design support in Asia Pacific, please send an e-mail to antenna.AP@te.com

880 – 960 & 1710 – 1880 MHz Dual Band Antenna (EU Dual)


Part Number: 1513434-1

Product Facts

- Small and lightweight
- RoHS compliant

Recommendations

- Minimum or no matching circuits required
- Bandwidth and performance is dependent on ground plane size. Suggested minimum ground plane length from the antenna feed is 90 mm.



Specifications

Frequency Range (MHz) — 880 – 960; 1710 – 1880

Peak Gain — 0 dBi; +1 dBi

VSWR — < 2.5:1

Polarization — Linear

Azimuth Beamwidth — Omni-directional

Power Handling — 10 Watt cw

Feed Point Impedance — 50 Ohms unbalanced

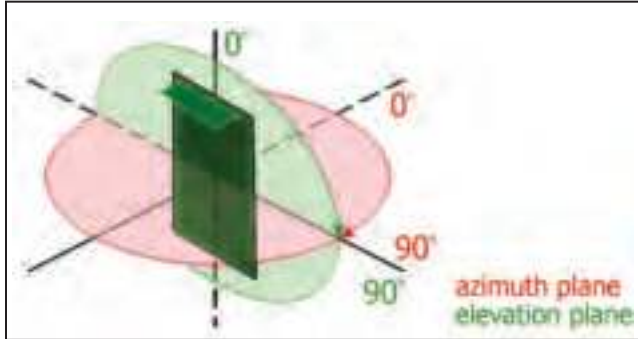
Size — 38.10 mm x 15.20 mm x 1.57 mm

Weight — < 2 g

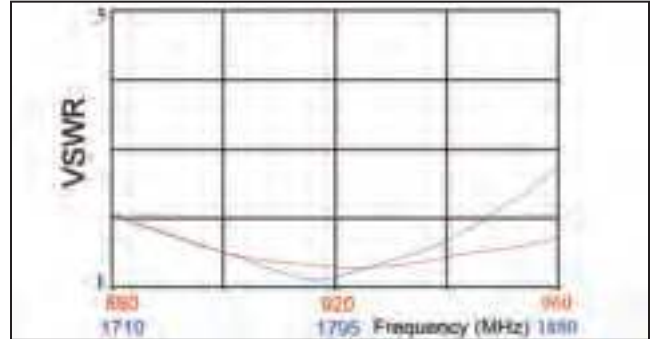
Mounting — Tab mounted with plated through holes. See next page

Keep Out Area — See diagram on next page


Test Orientation in Free Space



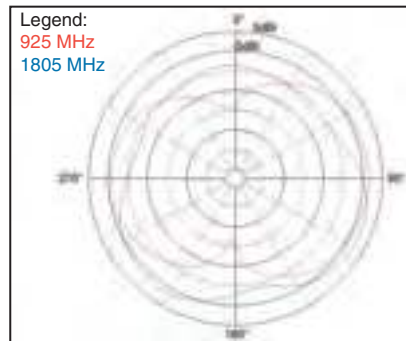
VSWR



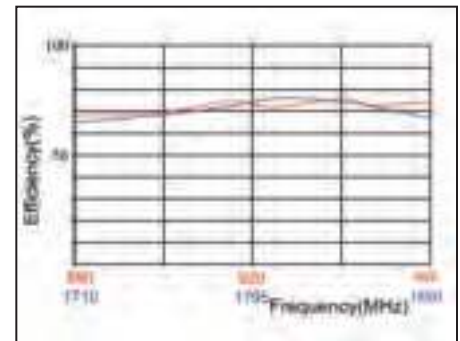
Azimuth



Elevation



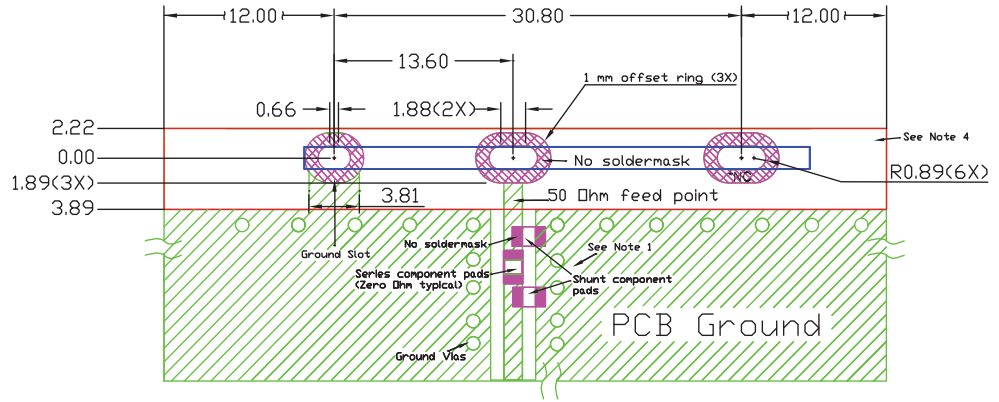
Efficiency



880 – 960 & 1710 – 1880 MHz Dual Band Antenna (EU Dual) (Continued)

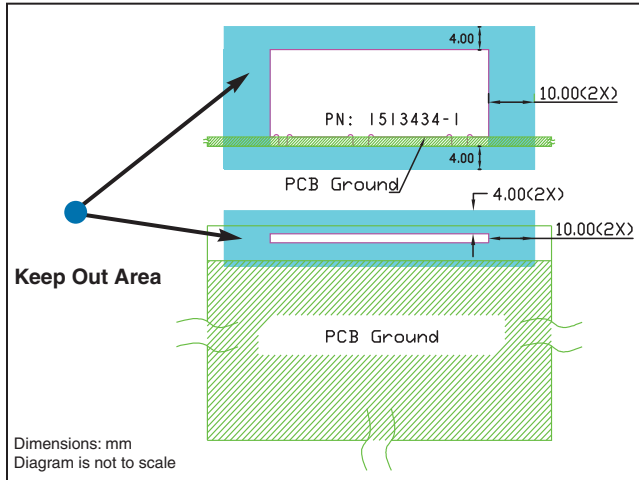
Part Number: 1513434-1
(Continued)

Mounting Guide

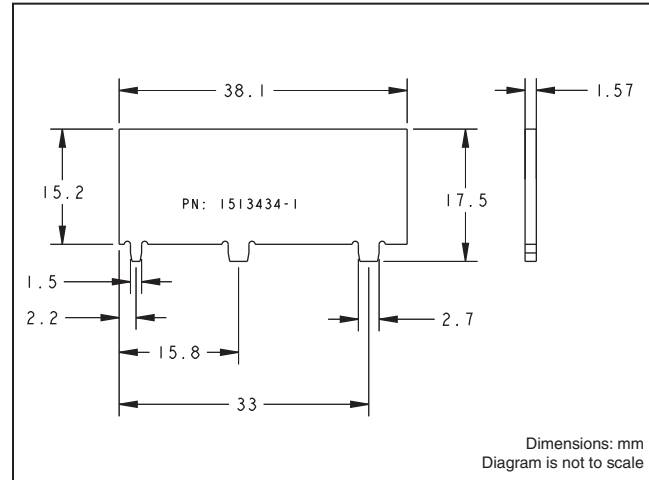


- NOTES:
1. Suggested matching component pads.
 2. Antenna must be mounted on the edge of PCB.
 3. NC = No connection (mechanical mounting pads).
 4. No copper allowed in designated area on all PCB layers – Dimensions: mm
Diagram is not to scale
 5. For more information please call TE.

Keep Out Area



Approx. Dimensions



1565 – 1585 MHz Single Band Antenna (GPS)

Part Number: 1513634-1

Product Facts

- Small form factor enables use in virtually any wireless device
- Available in Tape & Reel
- RoHS compliant

Recommendations

- Minimum or no matching circuits required
- Bandwidth and performance is dependent on ground plane size. Suggested minimum ground plane length from the antenna feed is 50 mm.
- PCB ground is to be on top layer



Specifications

Frequency Range (MHz) — 1565 – 1585

Peak Gain — 0 dBi

VSWR — < 3.0:1

Polarization — RHCP (right-hand circular)

Power Handling — 10 Watt cw

Feed Point Impedance — 50 Ohms unbalanced

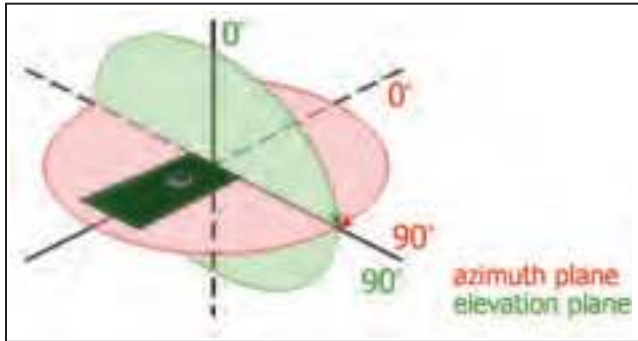
Size — 16.00 mm dia. x 6.05 mm

Weight — < 1 g

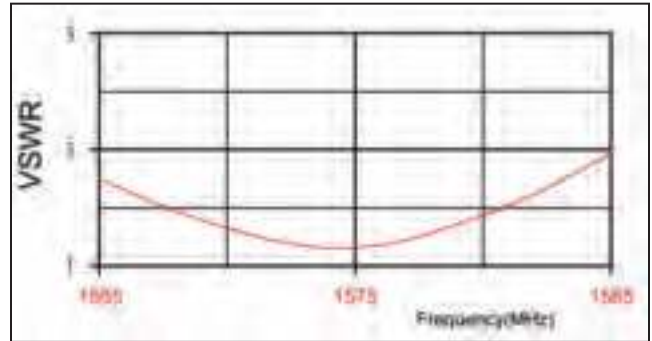
Mounting — Surface-mount technology. See next page

Keep Out Area — See diagram on next page

Test Orientation in Free Space



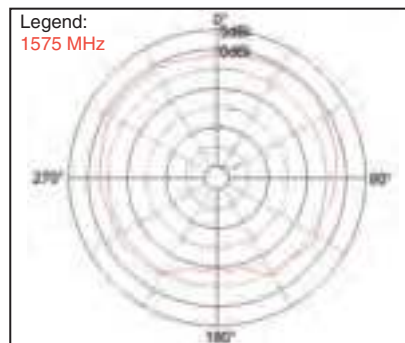
VSWR



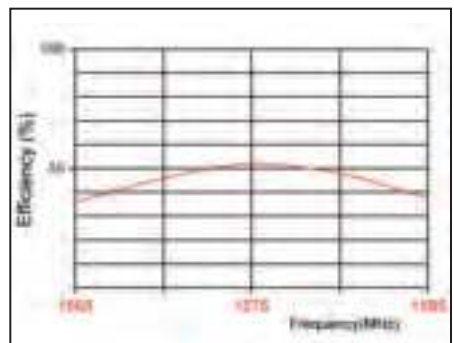
Azimuth



Elevation



Efficiency

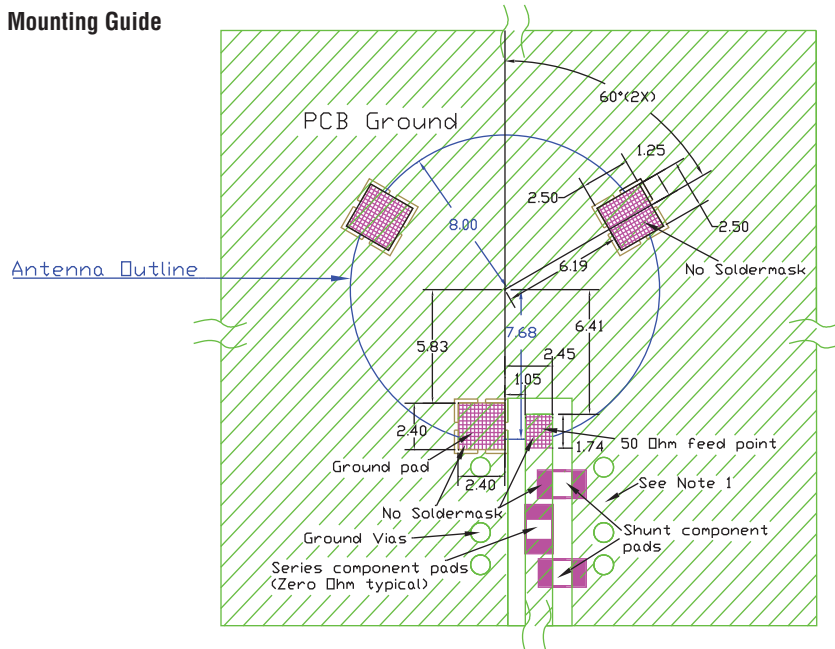


1565 – 1585 MHz Single Band Antenna (GPS) (Continued)

Part Number: 1513634-1

(Continued)

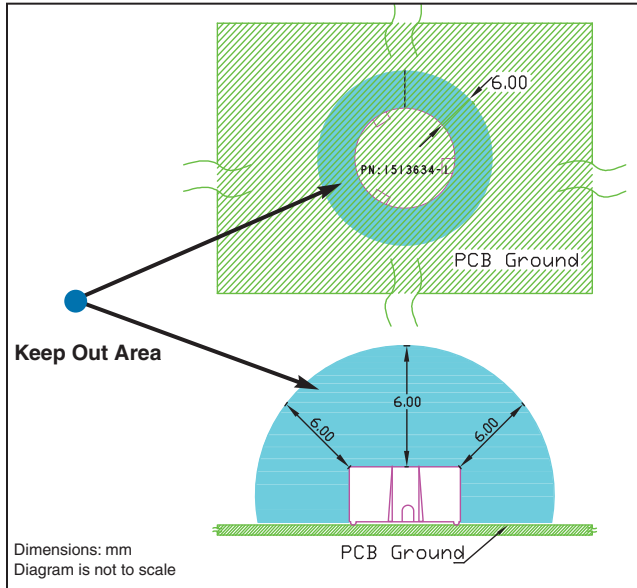
Mounting Guide



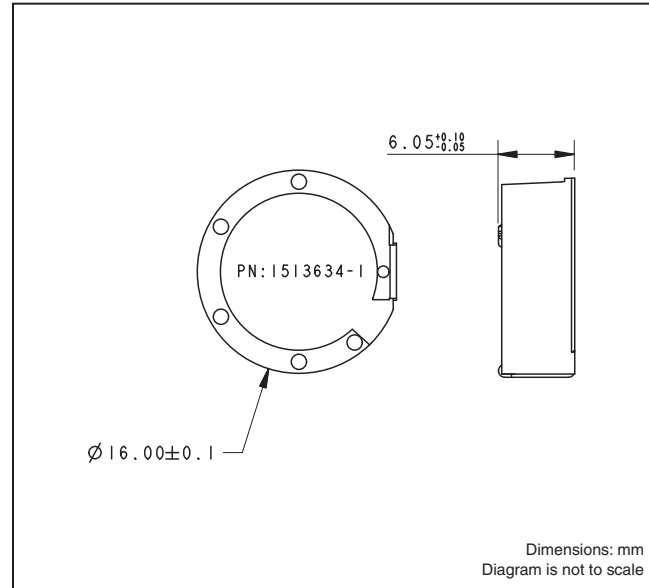
- NOTES: 1. Suggested matching component pads.
2. For more information please call TE.

Dimensions: mm
Diagram is not to scale

Keep Out Area



Approx. Dimensions



For design support in USA, please send an e-mail to antenna.AMER@te.com
For design support in Europe, please send an e-mail to antenna.EMEA@te.com
For design support in Asia Pacific, please send an e-mail to antenna.AP@te.com

3100 – 6000 MHz Single Band Antenna (UWB)

Part Number: 1513381-1

Product Facts

- Universal antenna module assembly
- RoHS compliant

Recommendations

- Antenna is to be mounted on a metal chassis
- Panel thickness must be between .8 mm and 1 mm
- Performance and bandwidth is dependant on chassis size



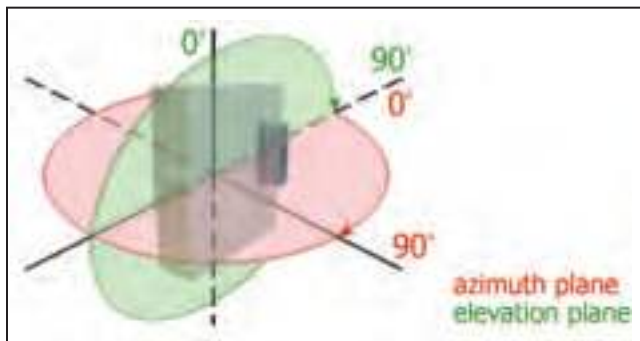
Specifications

Frequency Range (MHz) — 3100 – 6000
Peak Gain — 4 dBi
VSWR — < 3.0:1
Polarization — Linear
Power Handling — 10 Watt cw
Feed Point Impedance — 50 Ohms unbalanced
Size — 29.00 mm x 12.00 mm x 10.00 mm

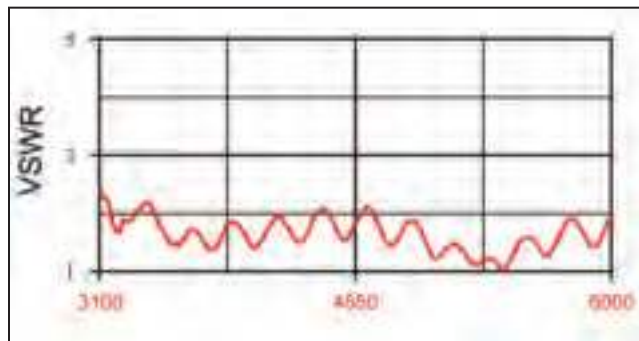
Weight — < 5.5 g
Mounting — Universal Antenna Module. See next page
Keep Out Area — See diagram on next page
Cable / Connector — 365 mm length, 1.13 mm dia. with U.F.I connector
Note — Data shown was taken on a nominal size metal chassis

Others (GPS, UWB)

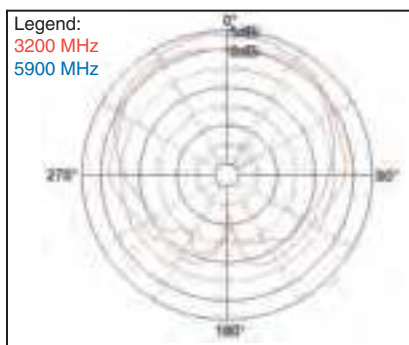
Test Orientation in Free Space



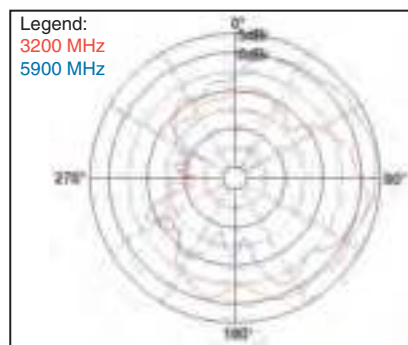
VSWR




Azimuth



Elevation



Efficiency



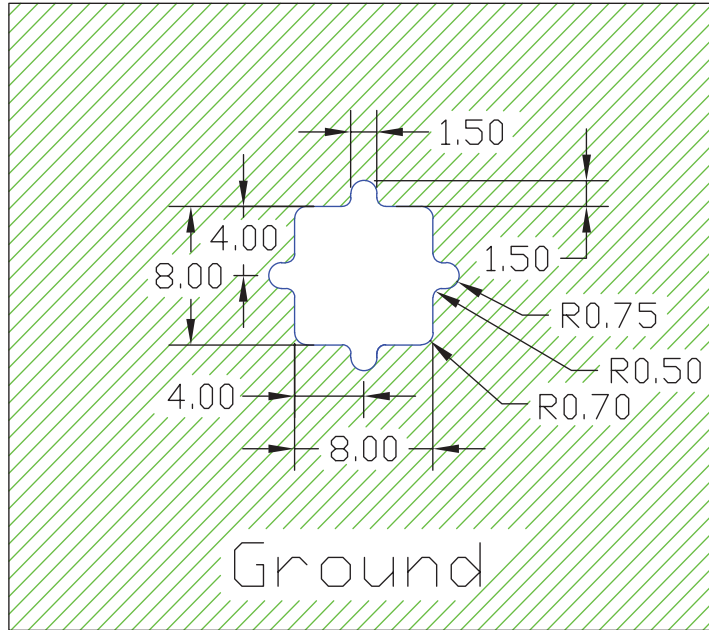
3100 – 6000 MHz Single Band Antenna (UWB) (Continued)

Part Number: 1513381-1

(Continued)

Mounting Guide

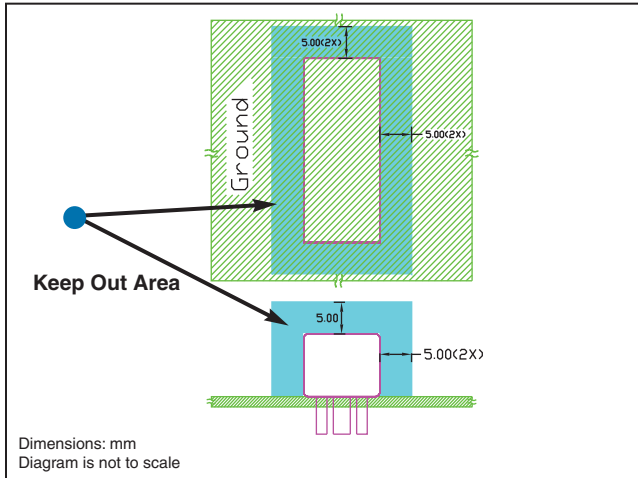
NOTE:
Panel thickness must be between
0.8 mm and 1 mm.



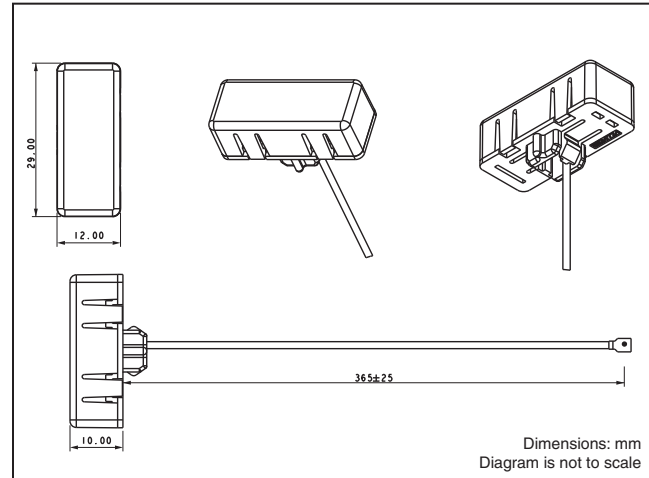
NOTES: 1. Antenna must be mounted on a metal chassis.
2. For more information please call TE.

Dimensions: mm
Diagram is not to scale

Keep Out Area



Approx. Dimensions



Others (GPS, UWB)

For design support in USA, please send an e-mail to antenna.AMER@te.com
For design support in Europe, please send an e-mail to antenna.EMEA@te.com
For design support in Asia Pacific, please send an e-mail to antenna.AP@te.com

2300 – 2700 & 3300 – 3800 & 4900 – 5875 MHz Quad Band Antenna (802.11 a/b/g/n, includes frequencies of Bluetooth, ZigBee, and WiMAX products)

Part Number: 1513711-1

Product Facts

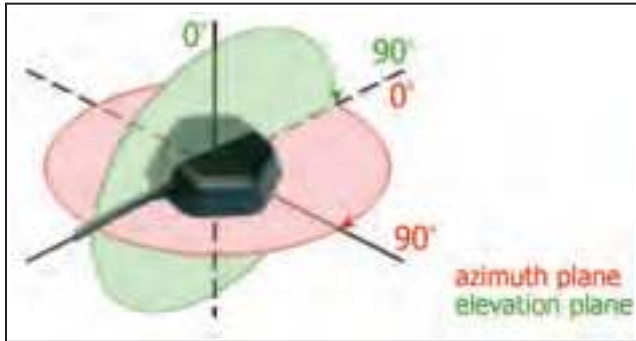
- 3 element quad-band vertically polarized omnidirectional, hemispherical antenna with 0.8 meter cable and QSL type 3 port connector (RPSMA optional)
- QSL test adaptor with SMA launches — Part number 1513743-1
- 802.11 a/b/g/n and WiMAX frequency coverage
- RoHS compliant



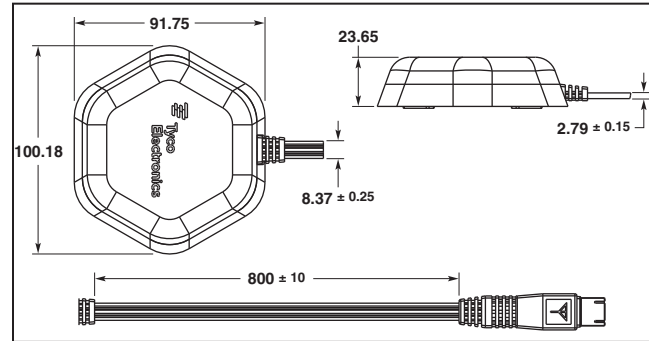
Specifications

- Frequency Range (MHz)** — 2300 – 2700; 3300 – 3800; 4900 – 5875
- Peak Gain** — 0 dBi @ 2300 MHz; 3 dBi @ 3500 MHz; 2 dBi @ 5470 MHz
- VSWR** — < 2.5:1
- Operating Temperature** — -40°C to 70°C
- Polarization** — Vertical linear
- Power Handling** — 10 Watt cw
- Feed Point Impedance** — 50 Ohms
- Size** — 100.18 mm x 91.75 mm x 23.65 mm
- Weight** — < 130 g

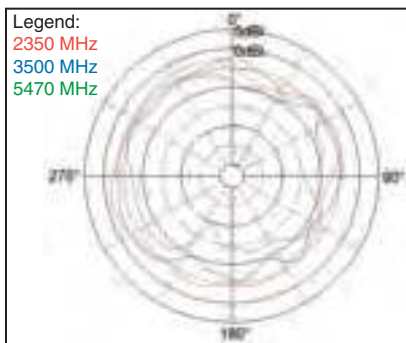
Test Orientation in Free Space



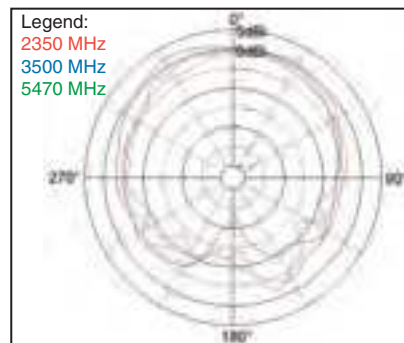
Approx. Dimensions




Azimuth



Elevation



VSWR



Bluetooth is a trademark of Bluetooth SIG, Inc.

WiMAX is a trademark of WiMAX Forum.

ZigBee is a trademark of ZigBee Alliance.

2300 – 2700 & 3300 – 3800 & 4900 – 5875 MHz Quad Band Antenna (802.11 a/b/g/n, includes frequencies of Bluetooth, ZigBee, and WiMAX products)

Part Number: 1513712-1

Product Facts

- 3 element quad-band vertically polarized omnidirectional, hemispherical antenna with 0.8 meter cable and QSL type 3 port connector with attachment screws and flange (RPSMA optional)
- QSL test adaptor with SMA launches — Part number 1513743-1
- 802.11 a/b/g/n and WiMAX frequency coverage
- RoHS compliant

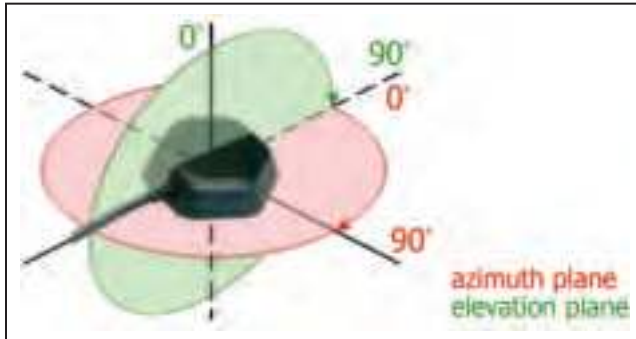


Specifications

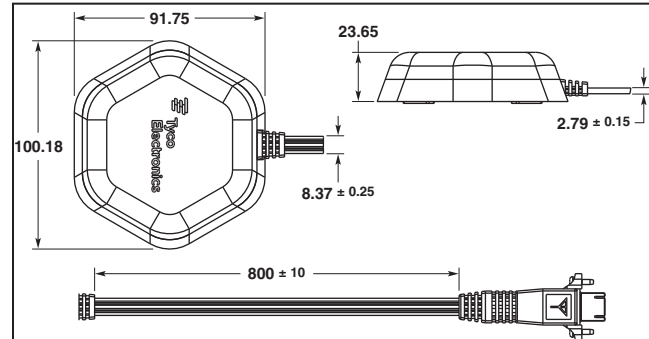
Frequency Range (MHz) — 2300 – 2700; 3300 – 3800; 4900 – 5875
Peak Gain — 0 dBi @ 2300 MHz; 3 dBi @ 3500 MHz; 2 dBi @ 5470 MHz
VSWR — < 2.5:1
Operating Temperature — -40°C to 70°C

Polarization — Vertical linear
Power Handling — 10 Watt cw
Feed Point Impedance — 50 Ohms
Size — 100.18 mm x 91.75 mm x 23.65 mm
Weight — < 130 g

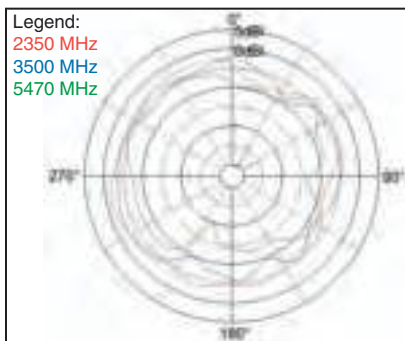
Test Orientation in Free Space



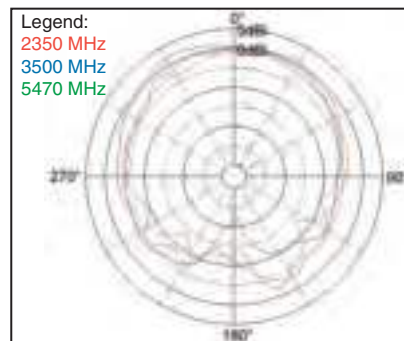
Approx. Dimensions




Azimuth



Elevation



VSWR



Bluetooth is a trademark of Bluetooth SIG, Inc.

WiMAX is a trademark of WiMAX Forum.

ZigBee is a trademark of ZigBee Alliance.

te.com

© 2014 TE Connectivity Ltd. family of companies. All Rights Reserved.
4-1773459-7 LUG RRD 3M 5/2014

TE Connectivity, TE connectivity (logo) and TE (logo) are trademarks. Other logos, product and/or company names might be trademarks of their respective owners.

