



FEATURE HIGHLIGHTS

- 2 x software-selectable RS-232/485/422 port
- 1 x 10/100Mbps RJ45 Fast Ethernet port or 100Mbps SFP Slot
- Supports TCP server/client, UDP, Virtual COM and Tunneling modes
- Modbus TCP/RTU/ASCII
- Configuration via Web Server page, Serial Console, Telnet Console, and Windows Utility
- Integrated SNMPv1/v2c/v3, HTTPS, Telnet and SSH configuration,
- Upgradable firmware via Ethernet from a remote-PC
- Rugged metal casing; industrial EMC protection
- Redundant dual DC power inputs for non-stop operation
- Optional DIN-Rail mounting

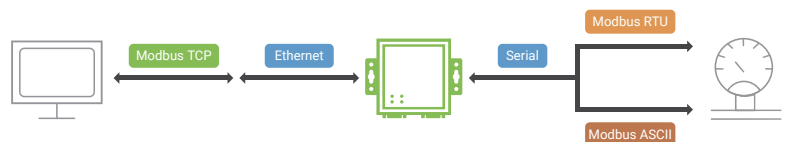
PRODUCT DESCRIPTION

Diverse Hardware Infrastructure

Modbus Gateway supports the four most commonly used communication standards, RS-232/485/422, and Ethernet. The ease-of-use configuration utility provided with Modbus Gateway can quickly select the hardware interface, and easily switch to the existing communication infrastructure. Industrial EMC protection and wide temperature operation capability make MB5202 ready for every mission.

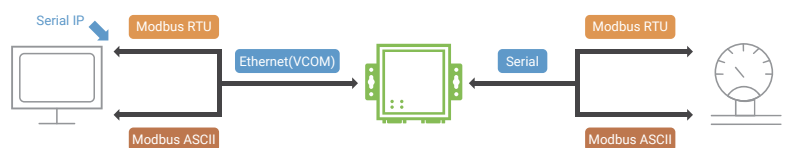
Switching between Modbus Protocols

Modbus Gateway supports the standard Modbus protocol and is capable of converting any Modbus protocols between Modbus TCP, Modbus RTU, and Modbus ASCII for all supported hardware interfaces.



Modbus ID Routing

Modbus Gateway supports various types of hardware communication interfaces, Modbus protocol conversion, and Modbus ID routing. Therefore the Modbus Gateway can integrate your existing and complex Modbus hardware configuration into a simple network that can be easily managed.

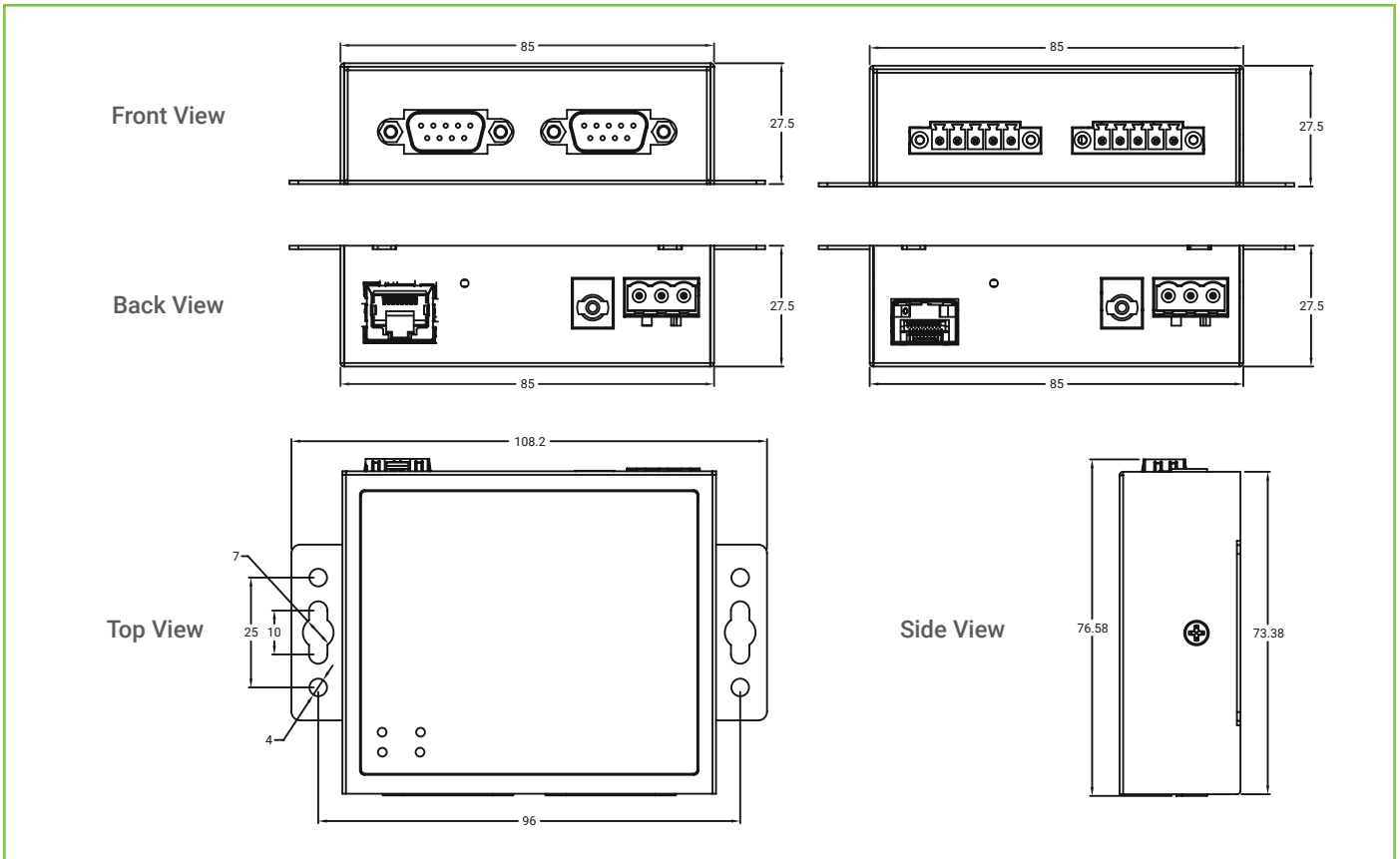


SPECIFICATIONS

Network Interface	
Ethernet Port	1x 10/100BASE-T(X) RJ-45 or 1x100BASE-FX SFP Slot
Compliance	IEEE 802.3 for 10BASE-T IEEE 802.3u for 100BASE-T(X) and 100BASE-FX
Serial Interface	
Connector	9-Pin D-Sub9 connector(Male, -DB version) or 5-Pin Terminal block (-TB version)
Ports	2
Mode	1x RS-232(Full-function DB9)/RS-485(2 and 4 wire)/RS-422, software selectable 1x RS-232/RS-485(2 and 4 wire)/RS-422, software selectable
Baud Rate	1200~230,400 bps
Parity	None, Odd, Even, Space, Mark
Data Bits	7,8
Stop Bits	1,2
Flow Control	None, Xon/Xoff, RTS/CTS (RS-232 only)
Power Characteristics	
Connector	3-Pin 5.08mm Lockable Terminal Block and DC Jack for redundancy
Input Voltage Power Consumption Power Redundancy	3-Pin 5.08mm Lockable Terminal Block: 9-30VDC; DC Jack 5VDC <9W Yes
Reverse Polarity Protection	Yes
Mechanicals	
Dimensions(W x D x H)	75 mm x 85 mm x 28 mm (without wall-mount part) MB5202-TB/MB5202-Sis: 74.5 x 108.2 x27.5mm (with wall-mount part) MB5202-DB: 80.3 x 108.2 x27.5mm (with wall-mount part and DB9 connector) MB5202-SFP-TB: 76.6 x 108.2 x 27.5mm (with wall-mount and SFP) MB5202-SFP-DB: 81.4 x 108.2 x 27.5mm (with wall-mount SFP and DB9)
Installation	Wall-Mount or DIN-Rail (optional kit)
Reset Button	Yes
Weight	200g
Environmental Limits	
Operating Temperature	-20°C ~ 70°C (-4°F ~ 158°F)
Storage Temperature	-40°C ~ 85°C (-40°F ~ 185°F)
Ambient Relative Humidity	5 ~ 95% RH, (non-condensing)
Software	
Protocols	TCP, IPv4, UDP, DHCP Client, HTTP, HTTPS, Telnet, ARP, SNMPv1/v2cv3
Configuration	Atop Management Utility, Web UI, Telnet, CLI
VirtualCOM	Windows/Linux redirection software
Modbus	TCP/RTU/ASCII

TCP Client	Single destination or VirtualCOM
TCP Server	4 Connections; VirtualCOM or reverse Telnet
UDP	Up to 4 Ranges IP

DIMENSIONS & LAYOUT



REGULATORY APPROVALS

Approvals			
Safety	EN62368-1		
EMC	FCC Part 15, Subpart B, Class A EN 55032, EN61000-6-4 EN 61000-3-2 EN 61000-3-3 EN 55024, EN61000-6-2		
Test	Item	Value	Level
IEC 61000-4-2	ESD	Contact Discharge	±4KV
		Air Discharge	±8KV
IEC 61000-4-3	RS	80-1000MHz	10(V/m)

IEC 61000-4-4	EFT	AC Power Port DC Power Port Signal Port	±1.0KV ±0.5KV ±0.5KV	3 3 3
IEC 61000-4-5	Surge	AC Power Port AC Power Port Signal Port	Line-to Line±1.0KV Line-to Earth±2.0KV Line-to Earth±1.0KV	2 2 2
IEC 61000-4-6	CS	0.15-80MHz	10 Vrms	3
IEC 61000-4-8	PFMF	Enclosure	30A/m	3
IEC 61000-4-11	DIP	AC Power Port		-
Shock	MIL-STD-810F Method 516.5			
Drop	MIL-STD-810F Method 516.5			
Vibration	MIL-STD-810F Method 514.5 C-1 & C-2			
RoHS	Yes			
MTBF	TBD			
Warranty	5 years			

ORDERING INFORMATION

Ordering Information

Model Name	Part Number	Description
MB5202-DB	1P1MB520200001G	2-Port Entry-Level Serial Device Server, RS-232/422/485, DB9(M)
MB5202-TB	1P1MB520200002G	2-Port Entry-Level Serial Device Server, RS-232/422/485, Terminal block
MB5202-SiS	1P1MB520200003G	2-Port Entry-Level Serial Device Server, RS-232/422/485, 2kV Isolation, Terminal block
MB5202-SFP-DB	1P1MB520200004G	1-Port Entry-Level Serial Device Server, RS-232/422/485, Terminal block
MB5202-SFP-TB	1P1MB520200005G	1-Port Entry-Level Serial Device Server, RS-232/422/485, DB9(M)

Optional Accessories

Model Name	Part Number	Description
UN315-1212 (US-Y)	50500151120003G	Y-Type power adapter, 100~240VAC input, 1.25A @12VDC output, US plug
UNE315-1212 (EU-Y)	50500151120013G	Y-Type power adapter, 100~240VAC input, 1.25A @12VDC output, EU plug
UV305-0510(US-DC)	50500051500003G	DC jack (3.5/1.35/7.5 mm) power adapter, 100~240VAC input, 1.0A @ 5 VDC output, US plug, LV6
UVE305-0510 (EU-DC)	50500051500013G	DC jack (3.5/1.35/7.5 mm) power adapter, 100~240VAC input, 1.0A @ 5 VDC output, EU plug, LV6
UVE305-0510(UK-DC)	50500051500023G	DC jack (3.5/1.35/7.5 mm) power adapter, 100~240VAC input, 1.0A @ 5 VDC output, UK plug, LV6
ADP-DB9(F)-TB5	59906231G	Female DB9 to Female 3.81mm TB5 Converter
DK-25	30200000000022G	Plastic DIN Rail Kit
LM38-A3S-TI-N	50708051G	SFP Transceiver, 155Mbps, 1310nmLED, Multi-mode, 2km, 3.3V, -40~85C
LM38-A3S-TI-N	50709431G	SFP Transceiver, 155Mbps, 1310nmFP, Single-mode, 30km, 3.3V, -40~85C