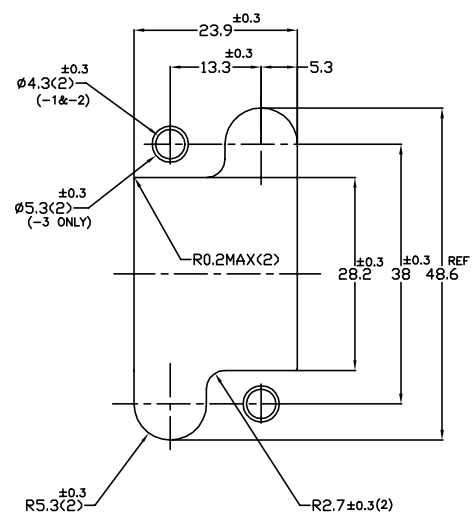
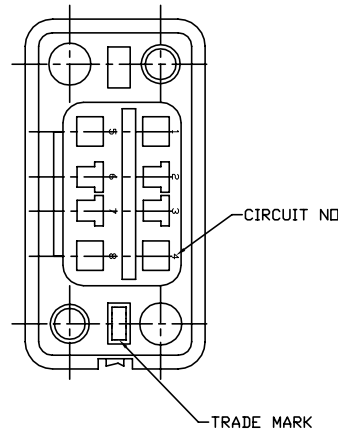
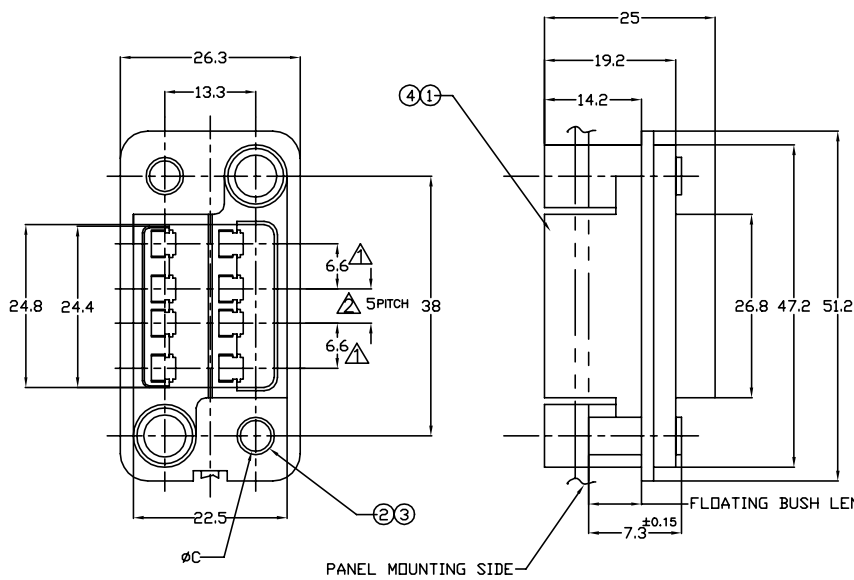


THIS DRAWING IS UNPUBLISHED. RELEASED FOR PUBLICATION
 © COPYRIGHT - By - ALL RIGHTS RESERVED.

LOC		DIST		REVISIONS			DATE	DWN	APVD
P	LTR	DESCRIPTION							
J		P1	REVISED PER ECR-21-001336			05FEB2021	J.J	N.S	



THK. 1.6±0.2
 RECOMMENDED PANEL CUTOUT DIM.

P/N 5172070-1/-3 AS SHOWN

- NOTES:
 ▲ FOR POWER CIRCUITS (4 POS.)
 ▲ FOR SIGNAL CIRCUITS (4 POS.)
 3. ACCOMMODATED CONTACTS ARE STRIP P/N 170311,170312,170484 L.P. P/N 170313,170314,170485
 4. MALE HSG P/N IS 172063
 ▲ MATERIAL:
 HOUSING: PBT 94V-0
 BUSH: PB FREE METAL
 ▲ FINISH:
 NICKEL PLATED PER AMP SPEC 112-25.

4.3	3.3	C				
1	-		172064-3	DRAWER CONN. FEMALE HSG	8 POS. (4mm)	④
2	-		1-172065-3	▲	LONG SIZE (4mm)	③
-	2		1-172065-1	FLOATING BUSH ASS'Y	LONG SIZE (3mm)	②
-	1		172064-1	DRAWER CONN. FEMALE HSG	8 POS. (3mm)	①
-3	-1		PART NUMBER	PART NAME	REMARKS	ITEM No.

THIS DRAWING IS A CONTROLLED DOCUMENT.		DWN C.ZHU	OBJUL05	TE Connectivity		
		CHK I.WANG	11JUL05			
DIMENSIONS: mm		TOLERANCES UNLESS OTHERWISE SPECIFIED:		NAME		
		0 PLC ± 0.4	APVD S.YAO	8POS FEMALE HSG ASSY		
		1 PLC ± 0.4	PRODUCT SPEC	DRAWER CONNECTOR		
		2 PLC ± 0.4	APPLICATION SPEC	SIZE		
		3 PLC ± 0.4	WEIGHT	A3 00779		
		4 PLC ± 0.4		C=5172070		
		ANGLES ± -		DRAWING NO		
MATERIAL ▲		FINISH ▲		RESTRICTED TO		
CUSTOMER DRAWING			SCALE 1:1	SHEET 1 of 1		REV P1