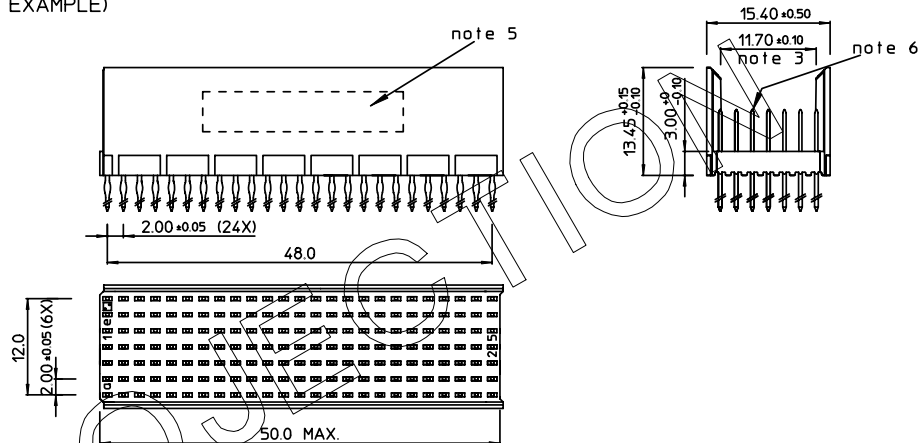


REV.	DATE	DESCRIPTION	BY	C'K'D'
A	2001-09-14	CONVERSION REVISION 01	KN	
B	2002-05-28	EC B20086	MF	
C	2005-10-20	105-0201	VIVEK	BKP
D	2006-08-10	106-0145	ALEX B	BKP

LOADING PATTERN MATING SIDE

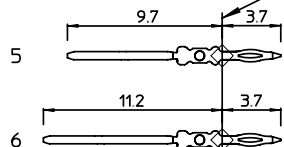
f	6	6	6	6	6	6	6	6	6	6	6	6	6	6	6	6	6	6	6	6	6	6	6
e	6	5	5	5	5	5	5	5	5	5	5	5	5	5	5	5	6	5	5	5	5	5	6
d	6	5	5	5	5	5	5	5	5	5	5	5	5	5	5	5	6	5	5	5	5	5	6
c	6	5	5	5	5	5	5	5	5	5	5	5	5	5	5	5	6	5	5	5	5	5	6
b	5	5	5	5	5	5	5	5	5	5	5	5	5	5	5	5	5	5	5	5	5	5	5
a	6	5	5	5	5	5	5	5	5	5	5	5	5	5	5	5	6	5	5	5	5	5	6
z	0	0	0	0	0	0	0	0	0	0	0	0	0	0	0	0	0	0	0	0	0	0	0
P	0																						
S	1																						
		0	5			1						1	5				2						5

LOADED CONNECTOR ASSEMBLY (FOR EXAMPLE)

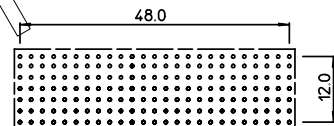


CONTACT OVERVIEW

SEATING PLANE FOR CONNECTOR



LAY-OUT P.C.B. -HOLE



EUROPEAN PRO

LEAD FREE INDICATOR : LF = LEAD FREE (DIGIT 15 & 16)

HM2P08PDP2N5

PLATING CODE (DIGIT 13 AND 14) (REF DWG No. BS,C ,201844,003)

NOTES:

- THIS PRODUCT IS CSA APPROVED.
- THIS PRODUCT IS UL RECOGNIZED.
- MEASURED AT THE BOTTOM.
- MATERIAL CONTACT: PHOSPHORBRONZE
HOUSING: CREAM WHITE GLASSFILLED POLYESTER UL-94V0
- CONNECTOR PRINTED WITH P/N AND DATE CODE.
- FOR ACTUAL CONTACT LOADINGS, SEE LOADING PATTERN MATING SIDE.
- SHAPE OF CONNECTOR HOUSING CAN ALTER DEPENDING ON PRODUCTION LOCATION.
- THE PRODUCT (LF) MEETS EUROPEAN UNION DIRECTIVES AND OTHER COUNTRY REGULATIONS AS DESCRIBED IN GS-22-008
- FOR RECOMMENDED PTH DIMENSIONS REFER DRAWING : BS,A .201572.001

1DEC ± 0,2 2DEC ± 0,1 ANGLES ± 1°	APPR.	DATE	SIGN.	MPACS 5+2R STR HDR SG PF CONN TYPE B CAT. No. HM2P08PDP2N5----
	DRAFT	2001-04-23	M.Fret	
	CHECKED			SCALE
WE RESERVE THE RIGHT TO CHANGE DIMENSIONS OR REQUIREMENTS WITHOUT PRIOR NOTICE.	PROD. MGR	www.fciconnect.com		
	PR. ENG. MGR			
ALL DIMENSIONS IN MM	PR. MGT. MGR	REFERENCES		

