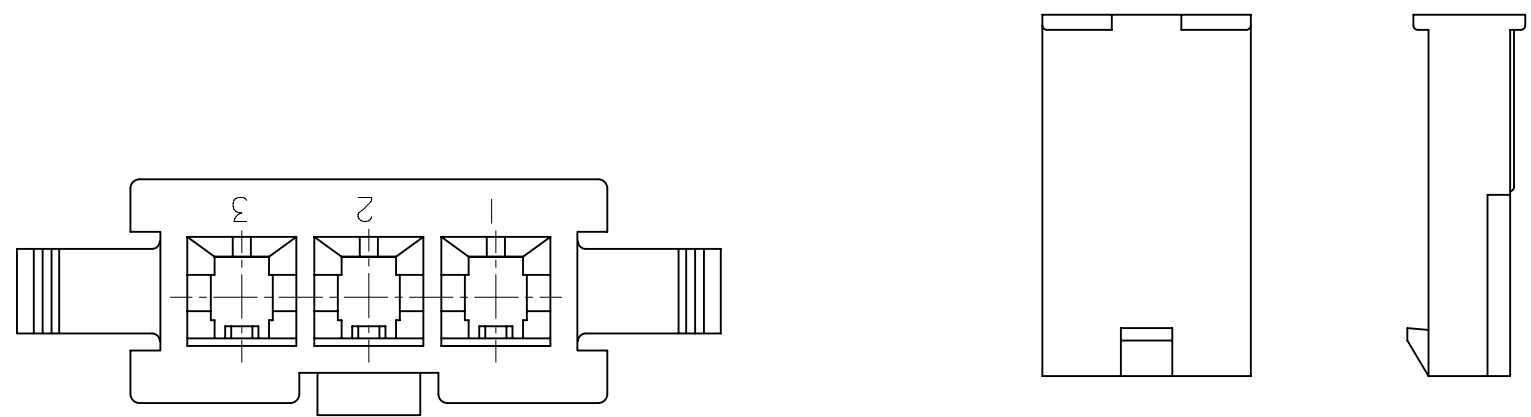
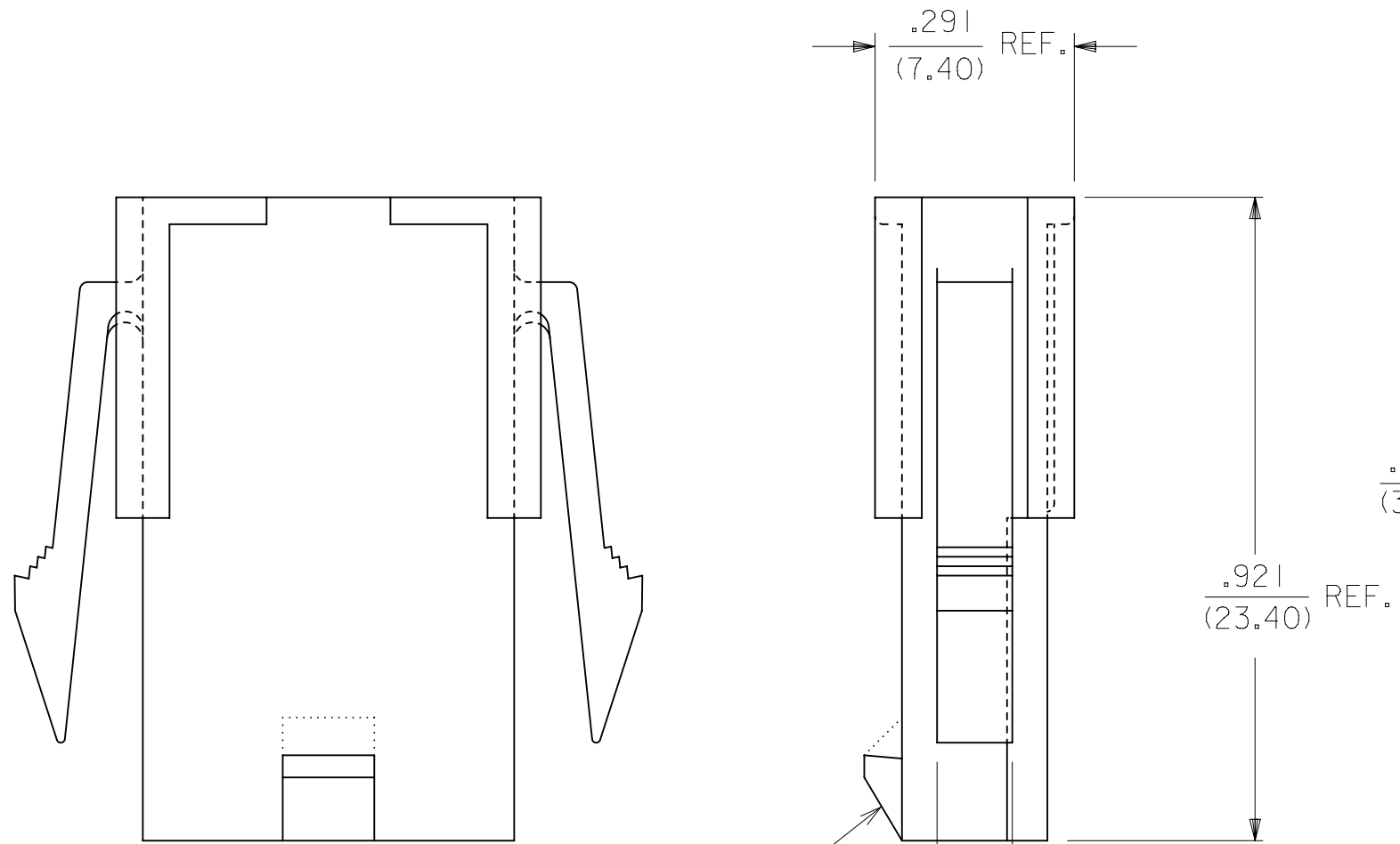
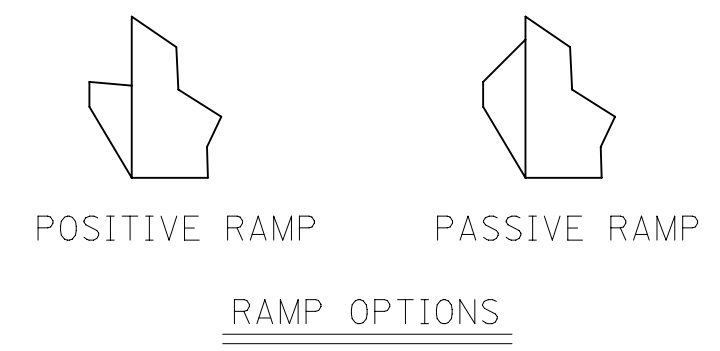


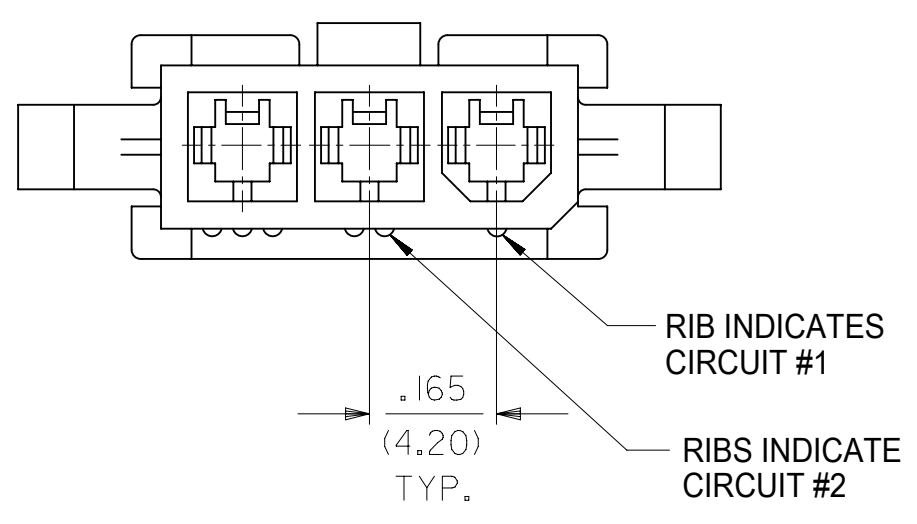
PART NO.	ENG. NO.	CKT. NO.	MOUNT OPTION	MAT'L.	RAMP OPTION
39-01-4032	5559-03P2	3	2	BLANK	POSITIVE
39-01-4033	5559-03P2-210	3	2	210	POSITIVE
<b>46999-0291</b>	<b>5559-03P2-400</b>	3	2	<b>400</b>	POSITIVE
39-01-4036	5559-03P3	3	3	BLANK	POSITIVE
39-01-4037	5559-03P3-210	3	3	210	POSITIVE
<b>46999-0290</b>	<b>5559-03P3-400</b>	3	3	<b>400</b>	POSITIVE
39-01-6030	5559-03P2-BL	3	2	BL	POSITIVE
39-01-6031	5559-03P3-BL	3	3	BL	POSITIVE
50-29-0088	5559-03P4	3	4	BLANK	PASSIVE
50-29-0089	5559-03P5	3	5	BLANK	PASSIVE
50-29-0091	5559-03P4-210	3	4	210	PASSIVE
50-29-0093	5559-03P4-BL	3	4	BL	PASSIVE
50-29-0094	5559-03P5-BL	3	5	BL	PASSIVE



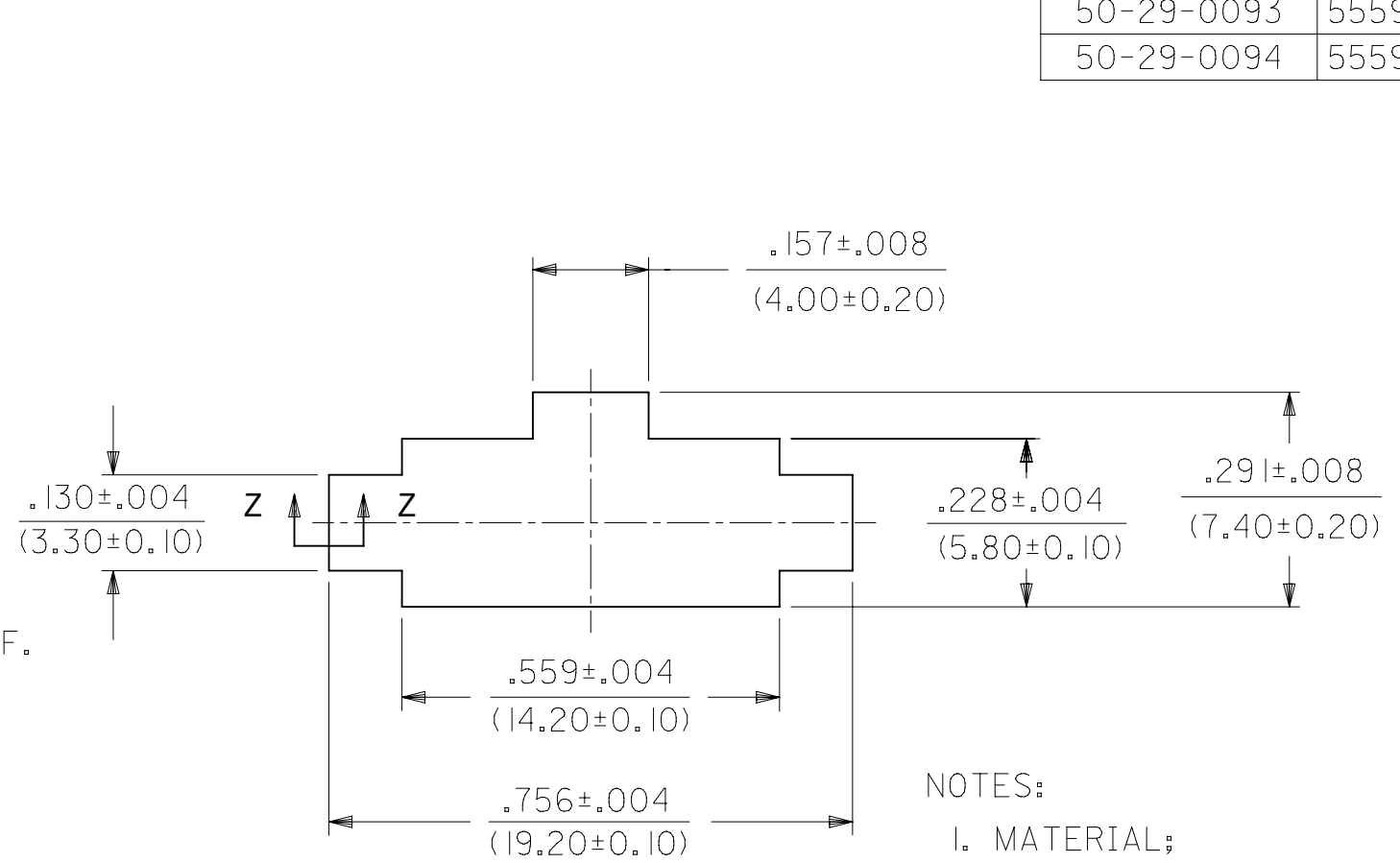
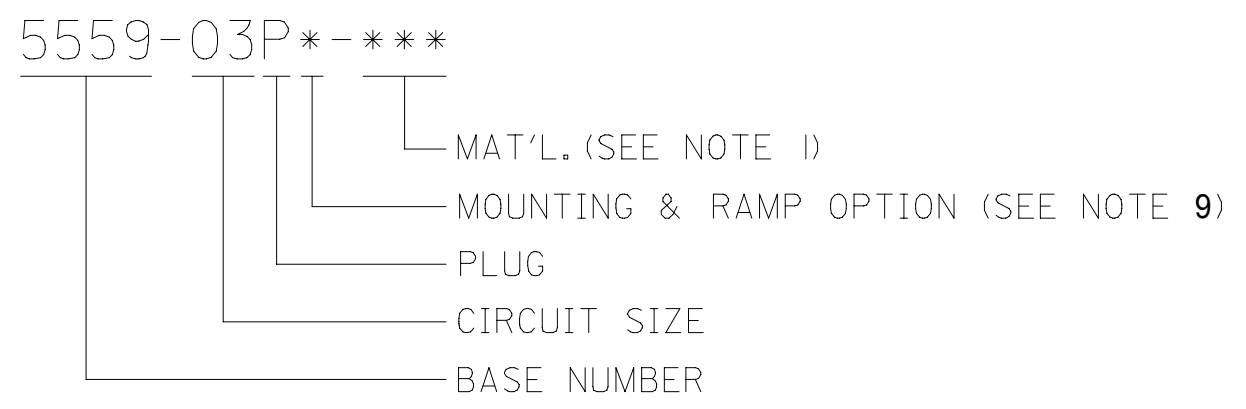
5559-03P3-\*\*\*  
WITHOUT MOUNTING EARS



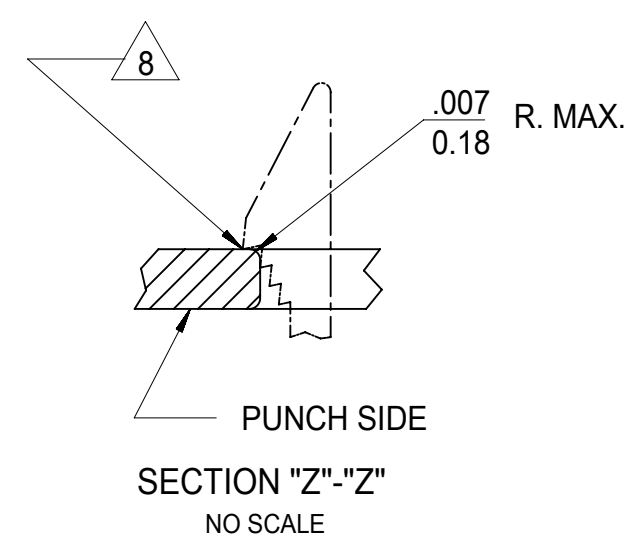
SEE RAMP OPTIONS



LEGEND



RECOMMENDED PANEL CUT-OUT  
(SEE NOTES 7 & 8)



NOTES:

- MATERIAL;  
BLANK=NYLON 6/6, UL 94V-2, COLOR: NATURAL.  
210=NYLON 6/6, UL 94V-0, COLOR: NATURAL.  
BL=NYLON 6/6, UL 94V-2, COLOR: BLACK.  
400=NYLON 6/6, UL 94V-0, COLOR: BLACK
- FINISH: NOT APPLICABLE
- PRODUCT SPECIFICATION: PS-5556-001
- PACKAGING SPECIFICATION: PK-5559-003
- THIS PART MATES WITH RECEPTACLE NO 5557.
- THIS PART IS FOR USE WITH MOLEX MALE TERMINAL NO. 5558-\*. THICK PANELS.
- PANEL MOUNT VERSION IS FOR USE WITH .031/.079/(0.80/2.00)
- PANEL SHOULD BE PUNCHED IN THE DIRECTION OF CONNECTOR INSERTION.
- MOUNTING & RAMP OPTION:  
2 = WITH EARS, WITH POSITIVE RAMP  
3 = WITHOUT EARS, WITH POSITIVE RAMP  
4 = WITH EARS, WITH PASSIVE RAMP  
5 = WITHOUT EARS, WITH PASSIVE RAMP
- PART IS NOT DESIGNED FOR CURRENT SHARING.
- CONNECTORS ARE NOT TO BE MATED OR UNMATED WHILE CIRCUITS ARE LIVE.
- WIRES ARE TO BE DRESSED IN SUCH A MANNER TO ALLOW THE TERMINALS TO FLOAT FREELY IN THE POCKET.
- PART CONFORMS TO CLASS "B" REQUIREMENTS OF COSMETIC SPECIFICATION PS-45499-002.

SYMBOLS		THIS DRAWING CONTAINS INFORMATION THAT IS PROPRIETARY TO MOLEX ELECTRONIC TECHNOLOGIES, LLC AND SHOULD NOT BE USED WITHOUT WRITTEN PERMISSION	
∇ = 0	IN/MM	SCALE	4:1
∇ = 0	GENERAL TOLERANCES (UNLESS SPECIFIED)		
∇ = 0		MM	INCH
S = 0	4 PLACES	±	±
∇ = 0	3 PLACES	±	± 0.01
∇ = 0	2 PLACES	± 0.25	± 0.015
∇ = 0	1 PLACE	± 0.38	±
∇ = 0	0 PLACES	±	±
∇ = 0	ANGULAR TOL	± 0.5 °	
∇ = 0	DRAFT WHERE APPLICABLE MUST REMAIN WITHIN DIMENSIONS		
∇ = 0	THIRD ANGLE PROJECTION	DRAWING	C-SIZE
CURRENT REV DESC: MIGRATE TO ECTR		SERIES	5559
EC NO: 172489		DRWN: AZAHIROVIC	2018/01/12
DRWN: AZAHIROVIC		CHK'D: JBELL	2018/02/20
APPR: FSMITH		2018/02/22	
INITIAL REVISION:		DRWN: GEP	1990/07/11
		APPR: RAS	1990/07/11
DOCUMENT NUMBER		MATERIAL NUMBER	CUSTOMER
55590300-SD		SEE CHART	GENERAL MARKET
DOC TYPE		DOC PART	REVISION
PSD		000	A
PRODUCT CUSTOMER DRAWING		SHEET NUMBER	
		1 OF 1	