

CANtouch®

Features:

- Bus systems: CAN, CANopen, DeviceNet, SAE J1939 (ISOBUS, NMEA 2000)
- Baud rates (10 kBit/s ... 1 MBit/s)
- Measurements designed as Apps
 - Bus Status (Bus traffic load)
 - Bus Errors (Active and Passive frame errors)
 - Bus Voltages (CAN supply voltage and shield voltage)
 - Common Mode Voltage
 - CAN Levels (absolute / differential)
 - Bus Wiring ((Short-circuits, interruptions, loop resistances, cable length)
 - Node Measurement (Quality level, Dist.-free voltage range, Edge steepness, Oscilloscope disp.)
 - Online trigger (real-time monitoring of the bus for logical and physical errors)
 - Protocol Monitor (Transmit and receive of CAN messages, incl. symbolic decoding and long term trace)
- Including six Apps, four additional Apps via license



Figure similar

CANtouch® is a battery-operated handheld diagnostic device for the physical and logical analysis of CAN bus systems. Its state-of-the-art operation via touch screen provides intuitive and efficient handling similar to the operation of smart-phones.




As a further development of the CAN-Bus Tester 2, it possesses not only its functionality, but, in addition, provides new measuring functions. A simplified evaluation method based on a combination of traffic lights and smilies will assist you in quick assessment of the measurement results. Thanks to the integrated update option, you are already prepared for future extensions today. New functions can be enabled by purchasing additional licenses at any time.



Fields of Application:

- Commissioning of CAN bus plants
- Wiring test, module check
- Service/maintenance of CAN bus plants
- Troubleshooting and analysis of the bus characteristics
- Development of CAN modules
- Final testing in the production

Ordering Information:

Product	Description	Article number		
CANtouch® Complete Set				
	Complete set containing: <ul style="list-style-type: none"> CANtouch® - Basic Set (PR-22580-00) Adapter Set (PR-22580-10) Service Case (PR-22580-50) 	PR-22580-81		
CANtouch® Basic Set				
	CANtouch® incl. power supply (type: SAW-14.0-2500), power supply cord, USB cable, 2 manuals (German / English)	PR-22580-00		
Adapter Set				
	CAN connection cable 0.3 m CAN connection cable 1.5 m Adapter 2x 9-pin D-Sub / 1x M12 full metal M12 T-piece full metal Shorting plug M12 Shorting plug 9-pin D-Sub Termination resistor M12 Termination resistor 9-pin D-Sub 4 mm safety testing wire 3 m length 4 mm safety crocodile clip	PR-22580-10		
Service Case				
	Robust case with foam inserts for the CANtouch® basic set and adapter set	PR-22580-50		
*Figure shows service case with CANtouch®				
Licenses for optional Software Modules				
License "Node Measurement"	CAN	License key for the Application: "Node Measurement"	CAN	SW-22580-00
	CANopen		CANopen	SW-22580-01
	DeviceNet		DeviceNet	SW-22580-02
	SAE J1939		SAE J1939	SW-22580-03
License "Bus Wiring"		License key for measuring of the bus wiring		SW-22580-10
License "Protocol Monitor"		License key for the CAN Protocol Monitor (Transmit / Receive)		SW-22580-11
License "Online Trigger"		License key for the measurement Online Trigger		SW-22580-15
Maintenance				
Battery change service		Replacement of the integrated battery		PR-22580-90
Calibration service		Calibration of the CAN input circuit		PR-22580-92