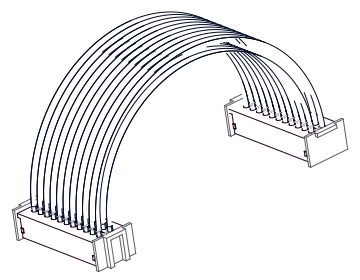
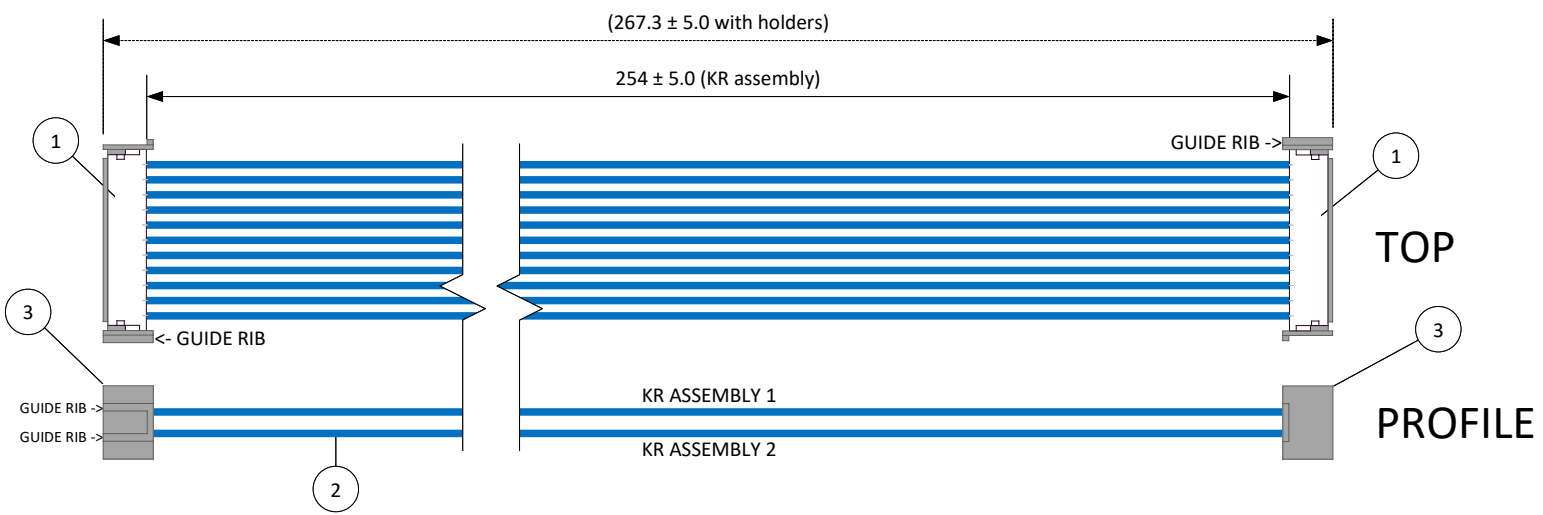



THIS DRAWING CONTAINS INFORMATION THAT IS PROPRIETARY TO J.S.T. AND SHALL NOT BE USED OR SHOWN WITHOUT WRITTEN PERMISSION.



ITEM	QTY.	PART NO.	DESCRIPTION
1	4	11KR-6S-P	KR CONNECTOR
2	5,808 mm	UL1061, 26AWG	BLUE
3	2	KRWH-22C-H	GRAY



Electrical Specifications	
Current:	1.0A AC/DC
Voltage:	100V AC/DC

DIMENSIONS All dimensions are in MM with a tolerance of +/- 5.0 unless otherwise specified.	SCALE	1: 1
	DESCRIPTION	2.0 mm Pitch KRW Catalog Standard Assembly - 10" Inside Length
	ASSEMBLY PART NO.	A22KRW22KRW26E254C
DRAWN BY	STEVEN PILKINGTON	
CHECKED BY	DRAWING NO.	DATE
CHELSEA COLE	GAM-1051	10/22/2021

REV.	DESCRIPTION	DATE	BY

