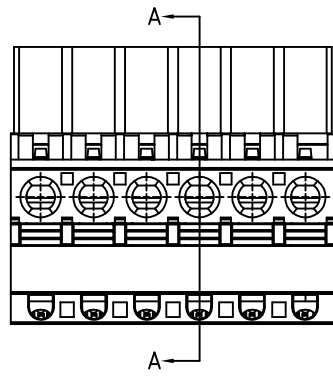
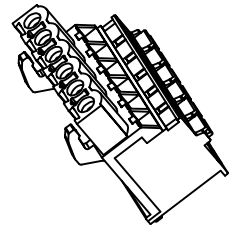
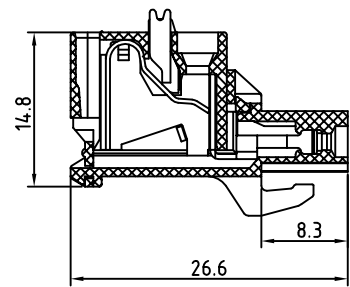
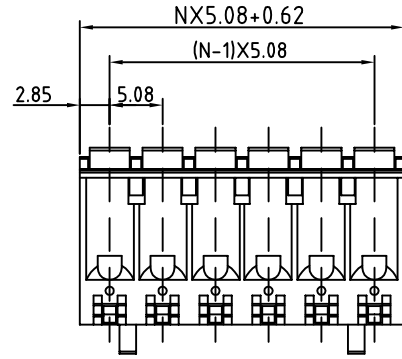


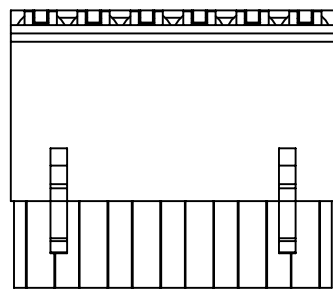
SIGN	DATE	DESCRIPTION	APPROVER
		<i>THIS IS CAD DRAWING, DO NOT REVISE MANUALLY!!!</i>	



N=Number of poles



SECTION A-A



Material

- Terminal body(Contact pin) : PhBz,tin plated
- Wire guard : Stainless steel
- Insulator (housing): Thermoplastic (UL94V-0)

Electrical

- Voltage rating: 300V
- Current rating: 10A
- Solid wire(AWG): 12-26
- Stranded wire(AWG): 12-26
- Wire strip length: 6-7mm
- Withstanding Voltage: 1.6KV
- Operating temperature: -30°C to +105°C

RoHS Compliant

PART NUMBER:

OSTH4XX505B

No. of Poles	0	Black
02: 2 Poles	5	Green (Standard)
03: 3 Poles	6	Blue
... ..	8	Grey
24: 24 Poles		



THESE DRAWINGS AND SPECIFICATIONS ARE THE PROPERTY OF ON-SHORE TECHNOLOGY, INC. AND SHALL NOT BE REPRODUCED, COPIED OR USED IN ANY MANNER WITHOUT THE PRIOR WRITTEN CONSENT OF ON-SHORE TECHNOLOGY, INC.

TITLE		OSTH4 5.08mm series hook on back side 2p-24p				
PART NO.	OSTH4XX505B	DWG NO.	OSTH4XX505B.DWG			
APPROVED	CHECKED	DESIGNED	DRAWN	CUST NO.	Tolerance	
Shi Jun 2006.11.16	Shi Jun 2006.11.16	Aaron 2006.09.02	Aaron 2006.09.02		X. ±0.50	
					UNIT: mm SCALE: NONE SHEET: 01/01 REV.: B	X.X ±0.30 X.XX ±0.10 X* ±1*