


SMD Wire Wound Ferrite Chip Inductors

BWLT Series



BWLT series is the newest open type ferrite wire wound chip inductors. This wire wound ferrite construction supports thinness for low profile application.

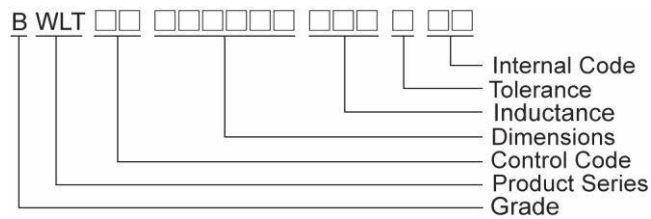
Features

- RoHS compliant
- At just 1.05mm in height, these are one of Chilisin's lowest profile surface mount inductors
- Wire wound ferrite design supports lower Rdc, higher current ratings and exceptional Q values
- Inductance values from 0.12 to 39uH

Applications

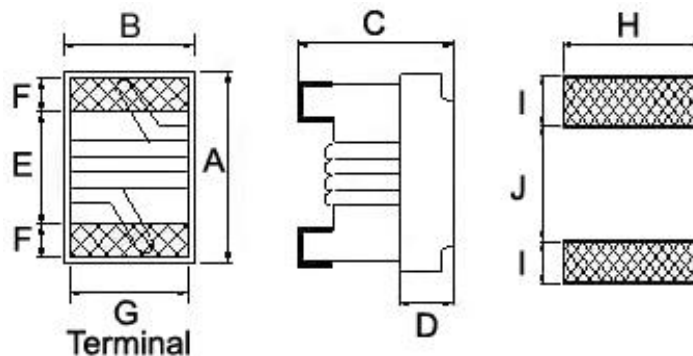
- Boost IC for tiny panels of C-STN, TFT-LCD and OLED in backlight
- Buck/Boost IC using in DC to DC converter
- LC filter in power as well as signal lines

Product Identification



Shape and Dimensions / Recommended Pattern

BWLT00241810/373110



Dimensions in mm

TYPE	A Max	B Max	C Max	D Ref	E	F	G	H	I	J
BWLT00241810	2.40	1.85	1.05	0.70	1.02	0.50	1.27	1.78	1.02	0.76
BWLT00373110	3.75	3.10	1.05	0.65	1.80	0.65	2.35	2.70	1.00	2.00

Electrical Characteristics

Part Number	Inductance (uH)	Tolerance (±%)	Test Frequency (MHz)	Q Min	SRF (MHz) Min	RDC (Ω) Max	IDC (mA) Max	Color
BWLT00241810R12□00	0.12	10 / 5	25.2	22	1500	0.33	1200	Black
BWLT00241810R15□00	0.15	10 / 5	25.2	22	1100	0.33	1200	Brown
BWLT00241810R18□00	0.18	10 / 5	25.2	22	1100	0.36	1100	Red
BWLT00241810R22□00	0.22	10 / 5	25.2	22	1100	0.39	1100	Orange
BWLT00241810R27□00	0.27	10 / 5	25.2	22	950	0.43	1050	Yellow
BWLT00241810R33□00	0.33	10 / 5	25.2	22	650	0.46	900	Green
BWLT00241810R39□00	0.39	10 / 5	25.2	22	640	0.48	850	Blue
BWLT00241810R47□00	0.47	10 / 5	25.2	22	570	0.65	800	Violet
BWLT00241810R56□00	0.56	10 / 5	25.2	22	540	0.67	770	Gray
BWLT00241810R68□00	0.68	10 / 5	25.2	22	500	0.73	750	White
BWLT00241810R82□00	0.82	10 / 5	25.2	22	480	0.85	730	Black
BWLT002418101R0□00	1.0	10 / 5	7.96	15	470	0.87	720	Brown
BWLT002418101R2□00	1.2	10 / 5	7.96	15	450	0.97	690	Red
BWLT002418101R5□00	1.5	10 / 5	7.96	15	400	1.10	670	Orange
BWLT002418101R8□00	1.8	10 / 5	7.96	15	340	1.15	650	Yellow
BWLT002418102R2□00	2.2	10 / 5	7.96	15	265	1.28	630	Green
BWLT002418102R7□00	2.7	10 / 5	7.96	15	235	1.40	620	Blue
BWLT002418103R3□00	3.3	10 / 5	7.96	15	190	1.62	580	Violet
BWLT002418103R9□00	3.9	10 / 5	7.96	15	180	1.75	570	Gray
BWLT002418104R7□00	4.7	10 / 5	7.96	13	160	1.95	550	White
BWLT002418105R6□00	5.6	10 / 5	7.96	15	120	2.14	540	Black
BWLT002418106R8□00	6.8	10 / 5	7.96	15	45	2.28	520	Brown
BWLT002418108R2□00	8.2	10 / 5	7.96	15	42	2.55	500	Red
BWLT00241810100□00	10	10 / 5	2.52	10	38	2.70	450	Orange
BWLT00241810120□00	12	10 / 5	2.52	10	33	4.20	400	Yellow
BWLT00241810150□00	15	10 / 5	2.52	10	30	4.80	380	Green
BWLT00241810180□00	18	10 / 5	2.52	10	25	5.74	300	Blue
BWLT00241810220□00	22	10 / 5	2.52	10	23	7.75	260	Violet
BWLT00241810270□00	27	10 / 5	2.52	10	21	10.0	230	Gray
BWLT00241810330□00	33	10 / 5	2.52	10	16	13.5	200	White

BWLT00241810390□00	39	10 / 5	2.52	10	15	16.0	190	Black
--------------------	----	--------	------	----	----	------	-----	-------

Note: When ordering, please specify tolerance code. Tolerance : J=±5% , K=±10%

- Operating temperature range - 25°C ~ 105°C(Including self - temperature rise)
- IDC for Inductance drop 10% from its value without current
- Measure Equipment :
 L & Q : Agilent E4991A+Agilent HP16197A
 SRF : Agilent E4991A
 RDC : HP4338B or Chroma 16502
 IDC : HP4284A+HP42841A/HP4285A+HP42841A

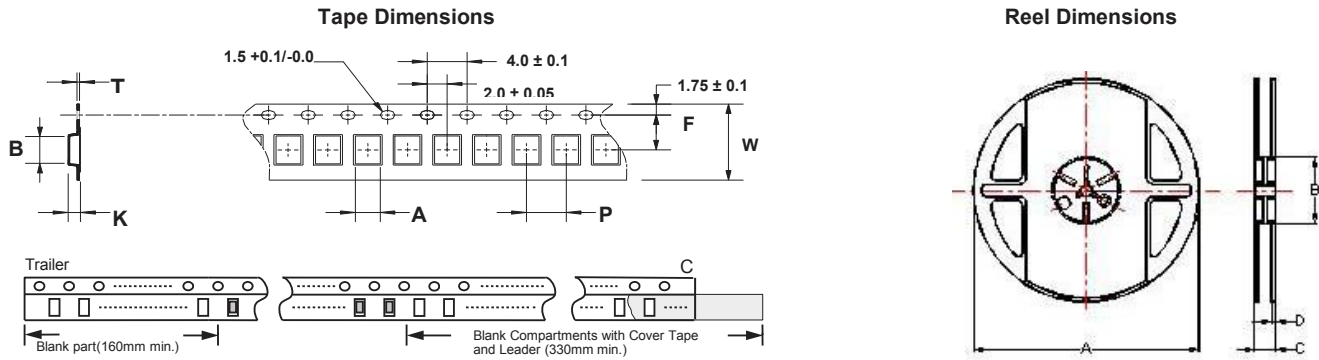
Electrical Characteristics

Part Number	Inductance (uH)	Tolerance (±%)	Test Frequency (MHz)	Q Typ.	SRF (MHz) Min	RDC (Ω) Max	IDC (mA) Max	Color Coding		
								1 ST	2 ND	3 RD
BWLT003731101R0□00	1.0	10 / 5	7.96	20	350	0.45	1500	Brown	Black	Red
BWLT003731101R2□00	1.2	10 / 5	7.96	20	330	0.49	1300	Brown	Red	Red
BWLT003731101R5□00	1.5	10 / 5	7.96	20	310	0.68	1200	Brown	Green	Red
BWLT003731101R8□00	1.8	10 / 5	7.96	20	290	0.72	1150	Brown	Gray	Red
BWLT003731102R2□00	2.2	10 / 5	7.96	20	270	1.02	1020	Red	Red	Red
BWLT003731102R7□00	2.7	10 / 5	7.96	20	265	1.15	1000	Red	Violet	Red
BWLT003731103R3□00	3.3	10 / 5	7.96	20	195	1.20	970	Orange	Orange	Red
BWLT003731103R9□00	3.9	10 / 5	7.96	20	170	1.35	910	Orange	White	Red
BWLT003731104R7□00	4.7	10 / 5	7.96	20	155	1.48	880	Yellow	Violet	Red
BWLT003731105R6□00	5.6	10 / 5	7.96	20	125	1.65	820	Green	Blue	Red
BWLT003731106R8□00	6.8	10 / 5	7.96	20	110	1.68	750	Blue	Gray	Red
BWLT003731108R2□00	8.2	10 / 5	7.96	20	100	1.88	700	Gray	Red	Red
BWLT00373110100□00	10	10 / 5	2.52	16	85	2.90	610	Brown	Black	Orange
BWLT00373110120□00	12	10 / 5	2.52	16	70	3.05	540	Brown	Red	Orange
BWLT00373110150□00	15	10 / 5	2.52	16	65	3.45	500	Brown	Green	Orange
BWLT00373110180□00	18	10 / 5	2.52	16	55	4.79	420	Brown	Gray	Orange
BWLT00373110220□00	22	10 / 5	2.52	16	50	5.20	350	Red	Red	Orange

Note: When ordering, please specify tolerance code. Tolerance : J=±5% , K=±10%

- Operating temperature range - 25°C ~ 105°C(Including self - temperature rise)
- IDC for Inductance drop 10% from its value without current
- Measure Equipment :
 L & Q : Agilent E4991A+Agilent HP16197A
 SRF : Agilent E4991A
 RDC : HP4338B or Chroma 16502
 IDC : HP4284A+HP42841A/HP4285A+HP42841A

Packaging Specifications



Dimensions in mm

TYPE	Tape Dimensions							Reel Dimensions				Quantity
	A	B	T	W	P	F	K	A	B	C	D	PCS / REEL
BWLT00241810	1.85	2.45	0.23	8	4	3.5	1.0	178	60	12	1.5	2000
BWLT00373110	3.05	3.70	0.25	12	4	5.5	1.1	178	60	12	1.5	2000

For More Information:

Americas - prodinfo_power_americas@yageo.com | Europe - prodinfo_power_emea@yageo.com | Asia - prodinfo_power_asia@yageo.com

Performance warranty of products offered on this data sheet is limited to the parameters specified. Data is subject to change without notice. Other brand and product names mentioned herein may be trademarks or registered trademarks of their respective owners. © Copyright, 2022. Pulse Electronics, Inc. All rights reserved.