



Main

Range of Product	Telemecanique Limit switches XC Standard
Series name	Standard format
Product or Component Type	Limit switch body part with contact
Device short name	ZCKJ
Body type	Plug-in body
Product Compatibility	XCKJ
Associated head	ZCKE23 ZCKE06 ZCKE63 ZCKE619 ZCKE629 ZCKE08 ZCKE65 ZCKE05 ZCKE61 ZCKE64 ZCKE66 ZCKE21 ZCKE67 ZCKE62
Body Material	Metal
Cable entry	1 entry tapped for 1/2" NPT conduit
Number of poles	1
Contacts type and composition	1 C/O
Contact operation	Snap action
Number of steps	1 1 position
Contacts material	Silver plated contacts

Complementary

Local display	Without
Electrical connection	Screw-clamp terminals 1 x 0.75...2 x 1.5 mm ²
Positive opening	Without
Minimum actuation speed	0.01 m/min
[Ie] rated operational current	3 A 240 V, AC-15, A300 EN/IEC 60947-5-1 appendix A 0.27 A 250 V, DC-13, Q300 EN/IEC 60947-5-1 appendix A
[Ithe] conventional enclosed thermal current	10 A
[Ui] rated insulation voltage	500 V 3)IEC 60947-1 contact block 300 VCSA C22.2 No 14 contact block 300 VUL 508 contact block
Maximum resistance across terminals	0.25 mOhm IEC 60255-7 category 3
[Uimp] rated impulse withstand voltage	6 kV IEC 60664 6 kV IEC 60947-1
Short-circuit protection	10 A cartridge fuse gG
Electrical durability	5000000 Cycles, DC-13 120 V, 4 W 60 cyc/mn 0.5 IEC 60947-5-1 appendix C 5000000 Cycles, DC-13 24 V, 10 W 60 cyc/mn 0.5 IEC 60947-5-1 appendix C 5000000 cycles, DC-13 48 V, 7 W 60 cyc/mn 0.5 IEC 60947-5-1 appendix C
Width	1.69 in (43 mm)
Height	3.31 in (84 mm)
Depth	1.42 in (36 mm)

The information provided in this documentation contains general descriptions and/or technical characteristics of the performance of the products contained herein. This documentation is not intended as a substitute for and is not to be used for determining suitability or reliability of these products for specific user applications. It is the duty of any such user or integrator to perform the appropriate and complete risk analysis, evaluation and testing of the products with respect to the relevant specific application or use thereof. Neither Schneider Electric Industries SAS nor any of its affiliates or subsidiaries shall be responsible or liable for misuse of the information contained herein.

Net Weight	0.66 lb(US) (0.3 kg)
Terminals description ISO n°1	(13-14)NO (11-12)NC (23-24)NO (21-22)NC

Environment

IP Degree of Protection	IP66
IK Degree of Protection	IK07
Ambient air temperature for operation	-13...158 °F (-25...70 °C) standard environment -40...158 °F (-40...70 °C) low temperature
Ambient Air Temperature for Storage	-40...158 °F (-40...70 °C)
Environmental characteristic	Low temperature Standard environment





Ordering and shipping details

Category	22411-LIMIT SWITCHES,IEC,XCKJ
Discount Schedule	T
GTIN	3389118130494
Nbr. of units in pkg.	1
Package weight(Lbs)	5.29 oz (150.0 g)
Returnability	No
Country of origin	FR

Packing Units

Unit Type of Package 1	PCE
Package 1 Height	3.03 in (7.7 cm)
Package 1 width	1.57 in (4 cm)
Package 1 Length	1.73 in (4.4 cm)
Unit Type of Package 2	CAR
Number of Units in Package 2	1
Package 2 Weight	5.64 oz (160.0 g)
Package 2 Height	3.03 in (7.7 cm)
Package 2 width	1.57 in (4 cm)
Package 2 Length	1.73 in (4.4 cm)

Offer Sustainability

Sustainable offer status	Green Premium product
California proposition 65	WARNING: This product can expose you to chemicals including: Diisononyl phthalate (DINP), which is known to the State of California to cause cancer, and Di-isodecyl phthalate (DIDP), which is known to the State of California to cause birth defects or other reproductive harm. For more information go to www.P65Warnings.ca.gov
REACH Regulation	 REACH Declaration
EU RoHS Directive	Pro-active compliance (Product out of EU RoHS legal scope)  EU RoHS Declaration
Mercury free	Yes
RoHS exemption information	 Yes
Environmental Disclosure	 Product Environmental Profile

Contractual warranty

Warranty	18 months
----------	-----------