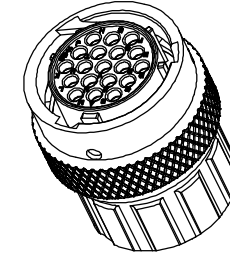
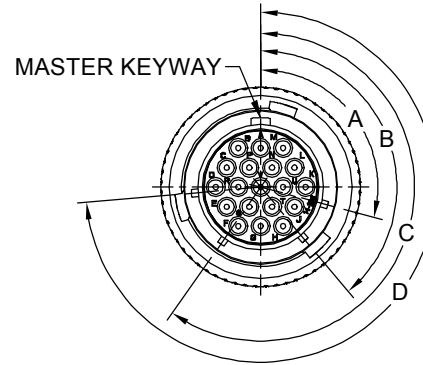
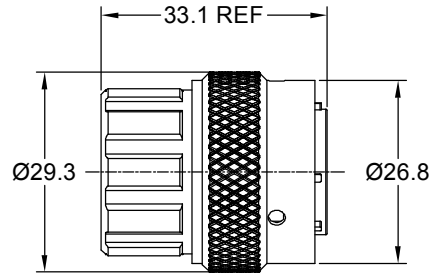


| REVISIONS | | | | | |
|-----------|-----|----------------------------------|--------------|--------|-------|
| REV | ECO | DESCRIPTION | DATE | BY | APPR |
| B1 | - | RELEASED DRAWING | JULY-08-2014 | BEN | TOMMY |
| B2 | - | ADAPT TO CHANGE OF WIRE DIAMETER | Jan-7-2020 | Ronald | Tommy |
| B3 | - | VOLTAGE UPDATE AND ADD KEY ICON | Jan-7-2021 | Ronald | Tommy |



NOTES : (UNLESS OTHERWISE SPECIFIED)

1. MATERIAL :

- SHELL : ZINC ALLOY , NICKEL PLATED.
- INSERT : THERMOPLASTIC , UL94 V-0/CR.
- END CAP : THERMOPLASTIC , UL94 V-0.
- COUPLING NUT : AL ALLOY , NICKEL PLATED.
- WAVE WASHER : STAINLESS STEEL.
- O-RING : NBR/SILICONE RUBBER.
- WIRE SEAL : SILICONE RUBBER.
- PLASTIC BUSHING : THERMOPLASTIC , UL94 V-0.

2. SPECIFICATIONS :

- 2.1 RATED CURRENT :
 - 2.1.1 STAMPED CONTACT 5A (MAX).
 - 2.1.2 MACHINED CONTACT 7.5A(MAX).
- 2.2 RATED VOLTAGE : 250V (AC/DC) .
- 2.3 OPERATING TEMPERATURE : SEE CHART.
- 2.4 DIELECTRIC WITHSTANDING VOLTAGE : LESS THAN 2 MILLIAMPS CURRENT LEAKAGE@1500 VOLTS AC.
- 2.5 INSULATION RESISTANCE : 5000 MEGOHMS MIN.
- 2.6 IP--CLASS : IP67 (MATED CONDITION).
- 2.7 MATING CYCLES DURABILITY : 500 CYCLES(MIN).
- 2.8 ROHS COMPLIANT.

3. SUITABLE CONTACTS : 20# CONTACTS.

4. ALL DIMENSIONS ARE FOR REFERENCE USE ONLY.

5. CONTACT SIZE AND REAR SEAL WIRE RANGE :

| CONTACT SIZE | MIN. INSUL O.D. | MAX. INSUL O.D. | WIRE RANGE |
|--------------|-----------------|-----------------|------------|
| 20# | Ø1.4mm | Ø2.1mm | 20-30 AWG |

| KEY POS | PART NUMBER | | | | | |
|---------|----------------|------------------|------|------|------|------|
| | -40°C ~ 105°C | -40°C ~ 125°C | A | B | C | D |
| N | RT0W61419SNHEC | RT0W61419SNHEC03 | 105° | 140° | 215° | 265° |
| W | RT0W61419SWHEC | RT0W61419SWHEC03 | 60° | 140° | 215° | 265° |
| X | RT0W61419SXHEC | RT0W61419SXHEC03 | 105° | 160° | 215° | 265° |
| Y | RT0W61419SYHEC | RT0W61419SYHEC03 | 105° | 140° | 225° | 265° |
| Z | RT0W61419SZHEC | RT0W61419SZHEC03 | 105° | 140° | 215° | 295° |

| QUANTITY | SEE PART NUMBER CHART | DESCRIPTION | ITEM |
|----------|-----------------------|-------------|------|
| | | | |

| MATERIALS LIST | | | |
|--|--|---|------------------------------|
| UNLESS OTHERWISE SPECIFIED 1) All dimensions are in metric(mm). 2) Tolerances are as follows: 1 PL DEC ±0.30 2 PL DEC ±0.15 3 PL DEC ±0.08 Fractions ±1/64 Angles ±1° 3) Note reference = | | SIGNATURES DATE DRAWN: Ronald Jan-7-21 CHECKED: Ron Jan-8-21 ENGINEER: APPROVAL: Tommy Jan-9-21 CUSTOMER: | |
| MATERIAL SPECIFICATIONS: PROCESS SPECIFICATIONS: NEXT ASSY: | | <div style="text-align: center;"> <p>Sine Systems - www.amphenol-sine.com 44724 Morley Drive Clinton Township, MI 48036</p> </div> <div style="text-align: center;"> <p>ECOMATE RM, PLUG, SIZE 14,19 POS, SOCKET, END CAP.</p> </div> | |
| THIS DRAWING IS SUPPLIED FOR INFORMATION ONLY. DESIGN FEATURES, SPECIFICATIONS AND PERFORMANCE DATA SHOWN HEREON ARE THE PROPERTY OF THE AMPHENOL CORPORATION. NO RIGHTS OF REPRODUCTION ARE IMPLIED. ALL DIMENSIONS ARE SUBJECT TO NORMAL MANUFACTURING VARIATIONS. | | SIZE TYPE DWG NO. B C- RT0W61419S*HEC | REVISION B3 |
| SCALE: NONE | | SHEET 1 OF 1 | |

TITLE: ECOMATE RM, PLUG, SIZE 14,19 POS, SOCKET, END CAP.
 DWG NO.: RT0W61419S*HEC
 REV: B3
 SH: 1
 OF: 1