

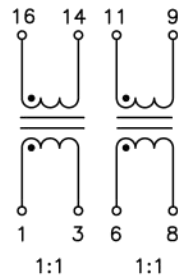
C2268NL

TRANSFORMER, DUAL, 7.5 μ H
FIBRE CHANNEL
1:1 TURNS RATIO
IMPEDANCE = 75 OHMS
SURFACE MOUNT

THIS PART REPLACES THE PE-65508QNL.

NOTES: UNLESS OTHERWISE SPECIFIED


1. PLASTIC: THERMOSET PLASTIC MATERIAL WITH FLAMMABILITY RATING UL 94V-0 OR BETTER.
2. SOLDERABILITY: CONFORMS TO ANSI/J-STD-002, 245°C REFLOW PEAK TEMPERATURE PER IPC/EIA J-STD-003A.
3. OPERATING TEMPERATURE: 0°C TO +70°C
4. STORAGE TEMPERATURE: -20°C TO +125°C
5. JEDEC MOISTURE: LEVEL 1.
6. DIMENSIONS ARE IN INCHES WITH THE FOLLOWING TOLERANCE:
.XX = ± 0.02
.XXX = ± 0.010
7. OPTIONAL TAPE & REEL PACKAGING CAN BE ORDERED BY ADDING A "T" SUFFIX TO THE PART NUMBER. ie: C2268NLT
8. ROHS COMPLIANT



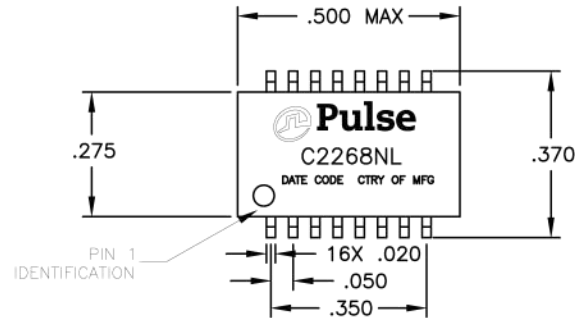
SCHEMATIC

ELECTRICAL SPECIFICATIONS: \ominus 25° C

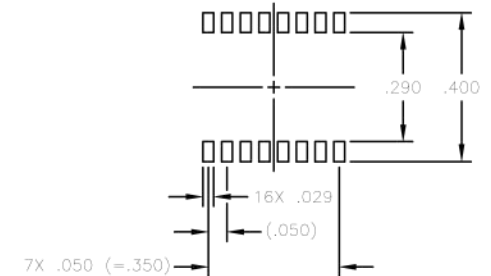
PARAMETER	SPECIFICATION
URNS RATIO	1:1 \pm 5%
PRIMARY INDUCTANCE	7.5 μ H MIN
LEAKAGE INDUCTANCE	.10 μ H MAX
C _{ww}	5 pF MAX
DC RESISTANCE	.20 OHMS MAX
HIPOT	1500 V _{rms} MIN



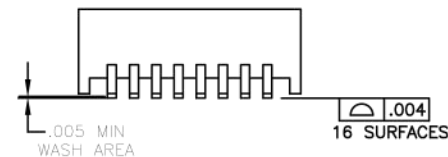
MECHANICAL SPECIFICATIONS:



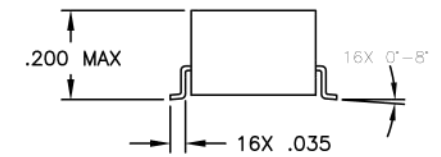
TOP VIEW



SUGGESTED LAND PATTERN



FRONT VIEW



SIDE VIEW

© Copyright, 2011. Pulse Electronics Corp. All rights reserved. Drawing specifications subject to change without notice. (02/06/12)

PULSE CONFIDENTIAL
&
PROPRIETARY

PRODUCT SPECIFICATION:
XFMR, FC, DUAL, 1:1, 7.5 μ H, OH, SM

DWG. NO./ PART NO.	SHEET:	REV.
C2268NL	1	M10