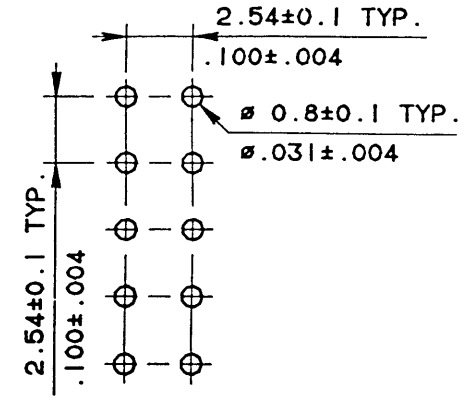

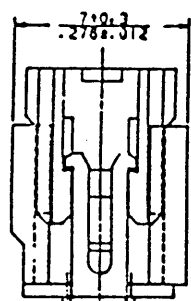


1.50
.06

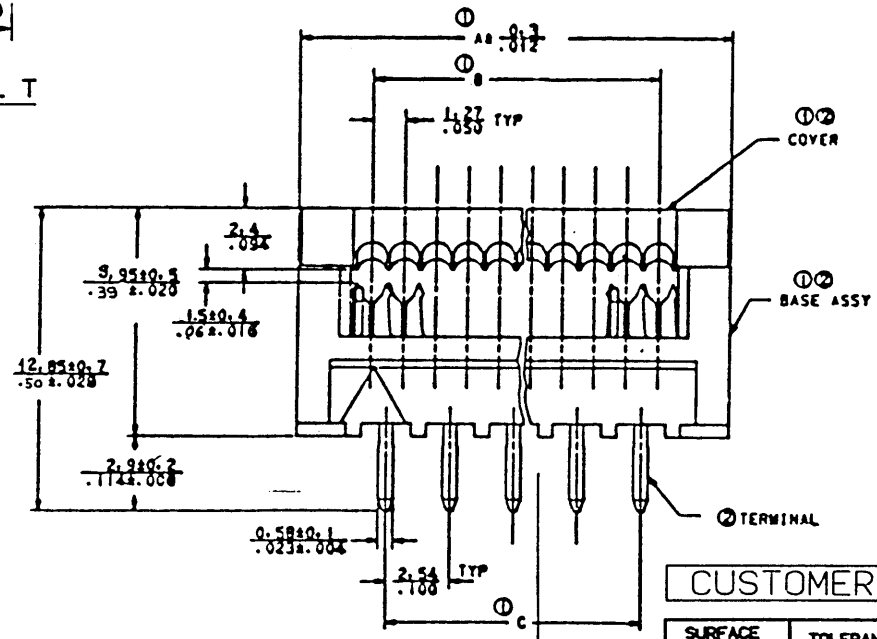
DETAIL T



RECOMMENDED MOUNTING HOLE LAYOUT



2.3±0.05
.012±.002
2.54 TYP
.100



SEE DETAIL T

NOTES:

- ①. SEE TABLE.
- ②. MATERIAL:
BASE — POLYESTER (PET) GLASS
COVER — 30% FILLED, UL 94V-0. COLOR: BLUE.
TERMINAL — PHOSPHOR BRONZE.
- ③. TERMINAL FINISH: 1.27um/50u" Ni UNDER PLATING.
FOR 89801-***: ALL OVER SnPb PLATING, SnPb 93/7, 3.81um/150u" MIN.
FOR 89801-***LF: ALL OVER 3.81um/150u" PURE MATTE Sn PLATING.
- ④. APPLICABLE SPECIFICATIONS:
PRODUCT SPEC 110-019
CRIMPING (I.D.C) SPEC 100-004.
- ⑤. CONTACT RETENSION FORCE:
400g/100. MIN. AGAINST THIS DIRECTION.
- ⑥. ALL PINS KINKED ON ALL VERSIONS

CUSTOMER COPY FOR REFERENCE ONLY

SURFACE ISO 1302 ✓	TOLERANCE ISO R 406 ISO R 1101		MM INCH SCALE	MATL CODE SEE NOTES
				FINISH
				HEATTREAT
		DATE	NAME	TITLE
		DR 90 10 19	P. CLEMENT	QUICKIE DIL PCB CONNECTOR KINKED SHORT LEGS
F N05-0366	05.12.26	DT	CHR 90 10 24	J.M.C.
E F 10640	91 09 02	GB	APPD 90 10 24	M.AE.
D F 10570	91 07 19	JLC		
C F 10460	91 06 10	JMC		
B F 10140	91 02 21	JMC		
A F 00637	90 10 19	PCL		
L ECP N.	DATE	DR.	SUPSD BY	RELEASE N. F 00637



DUPONT ELECTRONICS

89801
REV LTR SHEET
F 213
1 OF 2

PRODUCT NUMBER	SIZE	COVER	BASE ASS'Y	"A"	"B"	"C"
89801-006/006LF	2X3	68118-006	69831-006/006LF	12.08/ .476	6.35/ .250	5.08/ .200
89801-008/008LF	2X4	68118-008	69831-008/008LF	14.62/ .576	8.89/ .350	7.62/ .300
89801-010/010LF	2X5	68118-010	69831-010/010LF	17.16/ .676	11.43/ .450	10.16/ .400
89801-014/014LF	2X7	68118-014	69831-014/014LF	22.24/ .876	16.51/ .650	15.24/ .600
89801-016/016LF	2X8	68118-016	69831-016/016LF	24.78/ .976	19.05/ .750	17.78/ .700
89801-018/018LF	2X9	68118-018	69831-018/018LF	27.32/1.076	21.59/ .850	20.32/ .800
89801-020/020LF	2X10	68118-020	69831-020/020LF	29.86/1.176	24.13/ .950	22.86/ .900
89801-024/024LF	2X12	68118-024	69831-024/024LF	34.94/1.376	29.21/1.150	27.94/1.100
89801-026/026LF	2X13	68118-026	69831-026/026LF	37.48/1.476	31.75/1.250	30.48/1.200
89801-030/030LF	2X15	68118-030	69831-030/030LF	42.56/1.676	36.83/1.450	35.56/1.400
89801-034/034LF	2X17	68118-034	69831-034/034LF	47.64/1.876	41.91/1.650	40.64/1.600
89801-040/040LF	2X20	68118-040	69831-040/040LF	55.26/2.176	49.53/1.950	48.26/1.900
89801-050/050LF	2X25	68118-050	69831-050/050LF	67.96/2.676	62.23/2.450	60.96/2.400
89801-060/060LF	2X30	68118-060	69831-060/060LF	80.66/3.176	74.93/2.950	73.66/2.900
89801-064/064LF	2X32	68118-064	69831-064/064LF	85.74/3.376	80.01/3.150	78.74/3.100

NOTES:

1. SEE TABLE FOR THE DETAIL P/N;
2. THE P/N WITH "LF" SUFFIX IS LEAD FREE PART NUMBER;
3. THE PACKAGING FOR THE LEAD FREE P/N MEETS GS-14-920 SPECIFICATION;
4. FOR LEAD FREE P/N THE PRODUCT MEETS EUROPEAN UNION DIRECTIVES AND OTHER COUNTRY REGULATION AS DESCRIBED IN GS-22-008.
5. FOR LEAD FREE P/N, THE HOUSING WILL WITHSTAND EXPOSURE TO 260 DEGREE C FOR 10 SECONDS IN A WAVE SOLDER APPLICATION.

CUSTOMER COPY FOR REFERENCE ONLY

Surface ISO 1302 √	Tolerance ISO 406 ISO 1101		Material code
		Scale	Finish
			Product number 89801-0XX/0XXLF
		Date	Title QUICKIE DIL PCB CONNECTOR KINKED SHORT LEGS
		Dr: 90 10 12 P. CLEMENT	
		Chr: 90 10 24 J.M.C.	Drawing number 89801
		Appd: 90 10 24 M.AE 90	
E F10640 91 09 02 DBO			Rev Ltr F
D F10570 91 07 19 JLC			
C F10460 91 06 10 JMC			Sheet 213
B F10140 91 02 21 JMC			
A F 00637 90 10 12 PCL			2 of 2
L ECP N°	Date	Dr: Supd by	Supersedes
			Release N° F 00637

