

Cree® PLCC4 1 in 1 SMD LED CLM4B-RKW/AKW



PRODUCT DESCRIPTION

SMD LEDs is packaged in the industry standard package. These LEDs have high reliability performance and are designed to work under a wide range of environmental conditions.

This high reliability feature makes them ideally suited to be used under illumination application conditions.

Its wide viewing angle makes these LEDs ideally suited for channel letter, or general backlighting and illumination applications. The flat top emitting surface makes it easy for these LEDs to mate with light pipes.

FEATURES

- Size (mm):3.2 x 2.7
- Color and Typical Dominant Wavelength:
Red (624nm)
Amber (591nm)
- Luminous Intensity (mcd)
CLM4B-RKW:(1120 - 2800)
CLM4B-AKW:(1120 - 2800)
- Lead-Free
- RoHS Compliant

APPLICATIONS

- Light Strip
- Channel Letter
- Architectural Lighting

ABSOLUTE MAXIMUM RATINGS ($T_A = 25^\circ\text{C}$)

| Items | Symbol | Absolute Maximum Rating | Unit |
|--|------------|-------------------------|---------------------------|
| | | Red/Amber | |
| Forward Current | I_F | 70 | mA |
| Peak Forward Current ^{Note} | I_{FP} | 200 | mA |
| Reverse Voltage | V_R | 5 | V |
| Power Dissipation | P_D | 210 | mW |
| Operation Temperature | T_{opr} | -40 ~ +100 | $^\circ\text{C}$ |
| Storage Temperature | T_{stg} | -40 ~ +100 | $^\circ\text{C}$ |
| Junction Temperature | T_J | 110 | $^\circ\text{C}$ |
| Junction/Ambient | R_{THJA} | 300 | $^\circ\text{C}/\text{W}$ |
| Junction/Solder Point | R_{THJS} | 150 | $^\circ\text{C}/\text{W}$ |
| Electrostatic Discharge Classification(MIL-STD-883E) | ESD | Class 2 | |

Note: Pulse width ≤ 0.1 msec, duty $\leq 1/10$.

TYPICAL ELECTRICAL & OPTICAL CHARACTERISTICS ($T_A = 25^\circ\text{C}$)

| Characteristics | Color | Symbol | Condition | Unit | Minimum | Typical | Maximum |
|---------------------|-----------|-------------|---------------|---------------|---------|---------|---------|
| Forward Voltage | Red/Amber | V_F | $I_F = 50$ mA | V | | 2.4 | 3.0 |
| Reverse Current | Red/Amber | I_R | $V_R = 5$ V | μA | | | 10 |
| Dominant Wavelength | Red | λ_D | $I_F = 50$ mA | nm | 618 | 624 | 630 |
| | Amber | λ_D | $I_F = 50$ mA | nm | 584 | 591 | 599 |
| Luminous Intensity | Red | I_V | $I_F = 50$ mA | mcd | 1120 | 1600 | |
| | Amber | I_V | $I_F = 50$ mA | mcd | 1120 | 1500 | |

INTENSITY BIN LIMIT ($I_F = 50 \text{ mA}$)

Red (CLM4B-RKW)

| Bin Code | Min.(mcd) | Max.(mcd) |
|----------|-----------|-----------|
| Wa | 1120 | 1400 |
| Wb | 1400 | 1800 |
| Xa | 1800 | 2240 |
| Xb | 2240 | 2800 |

Amber (CLM4B-AKW)

| Bin Code | Min.(mcd) | Max.(mcd) |
|----------|-----------|-----------|
| Wa | 1120 | 1400 |
| Wb | 1400 | 1800 |
| Xa | 1800 | 2240 |
| Xb | 2240 | 2800 |

Tolerance of measurement of luminous intensity is $\pm 10\%$.

COLOR BIN LIMIT ($I_F = 50 \text{ mA}$)

Red (CLM4B-RKW)

| Bin Code | Min.(nm) | Max.(nm) |
|----------|----------|----------|
| RA | 618 | 630 |

Amber (CLM4B-AKW)

| Bin Code | Min.(nm) | Max.(nm) |
|----------|----------|----------|
| A2 | 584 | 587 |
| A3 | 587 | 590 |
| A4 | 590 | 593 |
| A5 | 593 | 596 |
| A6 | 596 | 599 |

Tolerance of measurement of dominant wavelength is $\pm 1 \text{ nm}$.

ORDER CODE TABLE*

| Color | Kit Number | Luminous Intensity (mcd) | | Dominant Wavelength | | | |
|-------|--------------------|--------------------------|------|---------------------|----------|-----------|----------|
| | | Min. | Max. | Color Bin | Min.(nm) | Color Bin | Max.(nm) |
| Red | CLM4B-RKW-CWaXbAA3 | 1120 | 2800 | RA | 618 | RA | 630 |
| Red | CLM4B-RKW-CWbXbAA3 | 1400 | 2800 | RA | 618 | RA | 630 |

| Color | Kit Number | Luminous Intensity (mcd) | | Dominant Wavelength | | | |
|-------|--------------------|--------------------------|------|---------------------|----------|-----------|----------|
| | | Min. | Max. | Color Bin | Min.(nm) | Color Bin | Max.(nm) |
| Amber | CLM4B-AKW-CWaXb263 | 1120 | 2800 | A2 | 584 | A6 | 599 |
| Amber | CLM4B-AKW-CWbXb353 | 1400 | 2800 | A3 | 587 | A5 | 596 |

Notes:

1. The above kit numbers represent order codes that include multiple intensity-bin and color-bin codes. Only one intensity-bin code and one color-bin code will be shipped on each bulk. Single intensity-bin code and single color-bin codes will not be orderable.
2. Please refer to the "Cree LED Lamp Reliability Test Standards" document for reliability test conditions.
3. Please refer to the "Cree LED Lamp Soldering & Handling" document for information about how to use this LED product safely.

GRAPHS

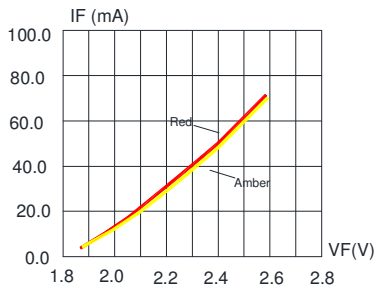


FIG.1 FORWARD CURRENT VS. FORWARD VOLTAGE.

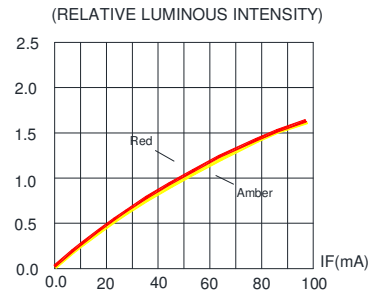


FIG.2 RELATIVE LUMINOUS INTENSITY VS. FORWARD CURRENT

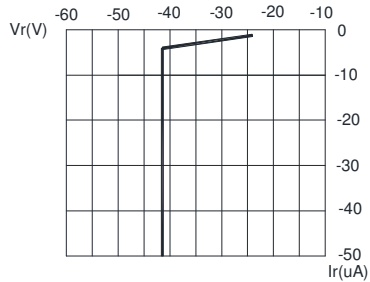


FIG.3 RED&AMBER REVERSE CURRENT VS. REVERSE VOLTAGE.

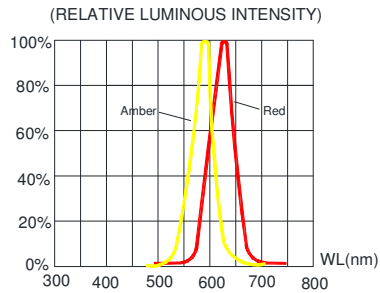


FIG.4 RELATIVE LUMINOUS INTENSITY VS. WAVELENGTH.

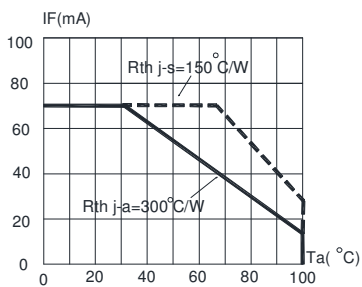


FIG.5 RED&AMBER MAXIMUM FORWARD DC CURRENT VS AMBIENT TEMPERATURE ($T_{jmax}=110^{\circ}C$)

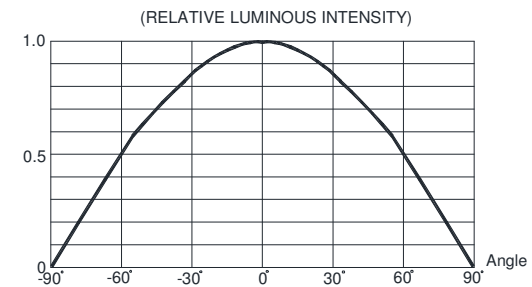
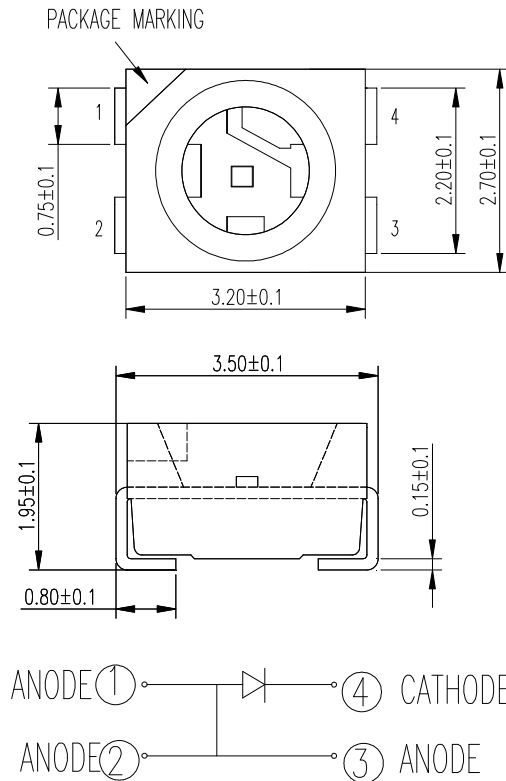


FIG.6 FAR FIELD PATTERN

The above data are collected from statistical figures that do not necessarily correspond to the actual parameters of each single LED. Hence, these data will be changed without further notice.

MECHANICAL DIMENSIONS

All dimensions are in mm.



NOTES

RoHS Compliance

The levels of environmentally sensitive, persistent biologically toxic (PBT), persistent organic pollutants (POP), or otherwise restricted materials in this product are below the maximum concentration values (also referred to as the threshold limits) permitted for such substances, or are used in an exempted application, in accordance with EU Directive 2002/95/EC on the restriction of the use of certain hazardous substances in electrical and electronic equipment (RoHS), as amended through April 21, 2006.

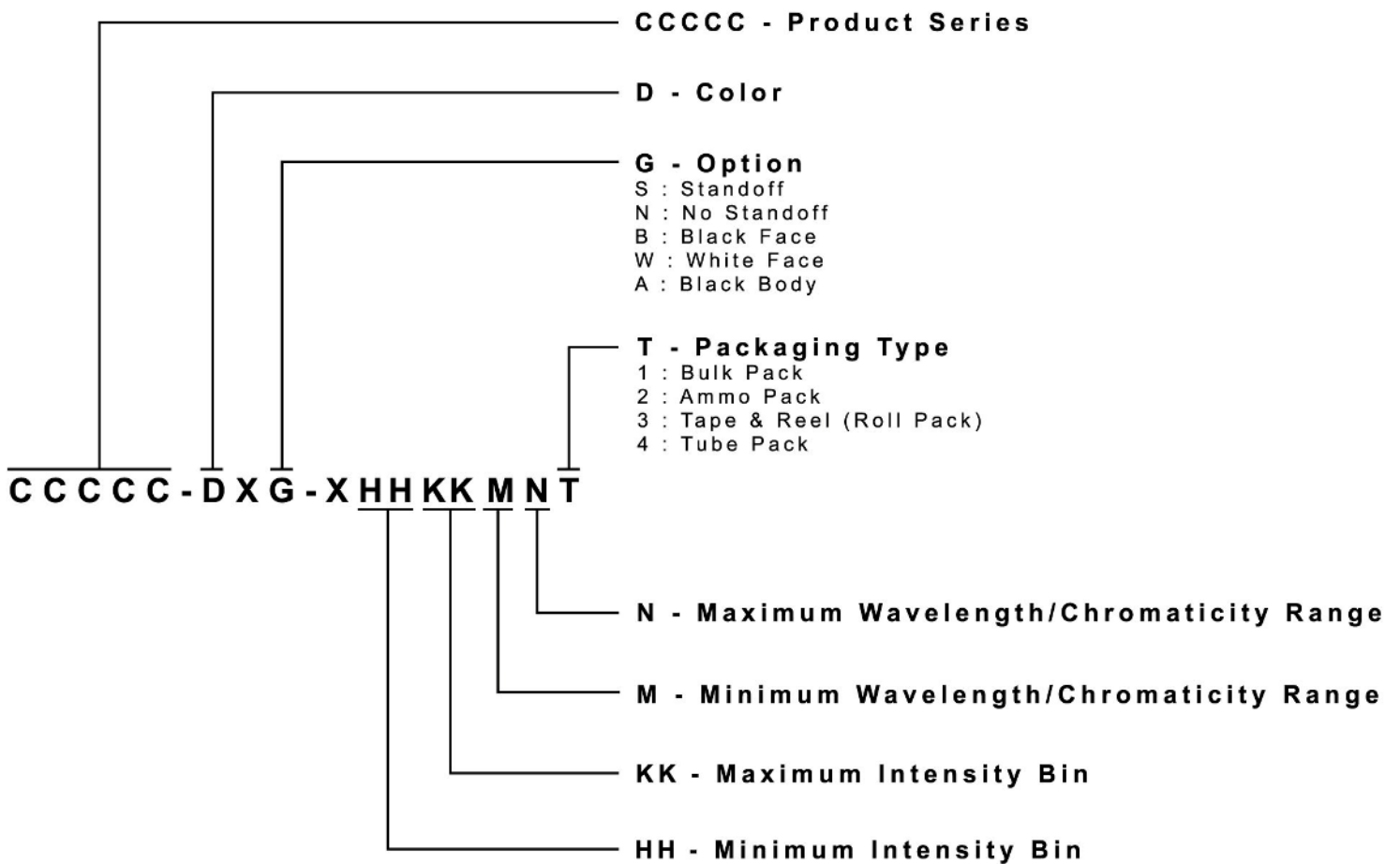
Vision Advisory Claim

Users should be cautioned not to stare at the light of this LED product. The bright light can damage the eye.

KIT NUMBER SYSTEM

Cree LED lamps are tested and sorted into performance bins. A bin is specified by ranges of color, forward voltage, and brightness. Sorted LEDs are packaged for shipping in various convenient options. Please refer to the "Cree LED Lamp Packaging Standard" document for more information about shipping and packaging options.

Cree LEDs are sold by order codes in combinations of bins called kits. Order codes are configured in the following manner:



PACKAGING

- The boxes are not water resistant and they must be kept away from water and moisture.
- The LEDs are packed in cardboard boxes after packaging in normal or anti-electrostatic bags.
- Cardboard boxes will be used to protect the LEDs from mechanical shocks during transportation.
- The reel pack is applied in SMD LED.
- Max 2000 pcs per reel.

