

1-640456-9 ✓ ACTIVE



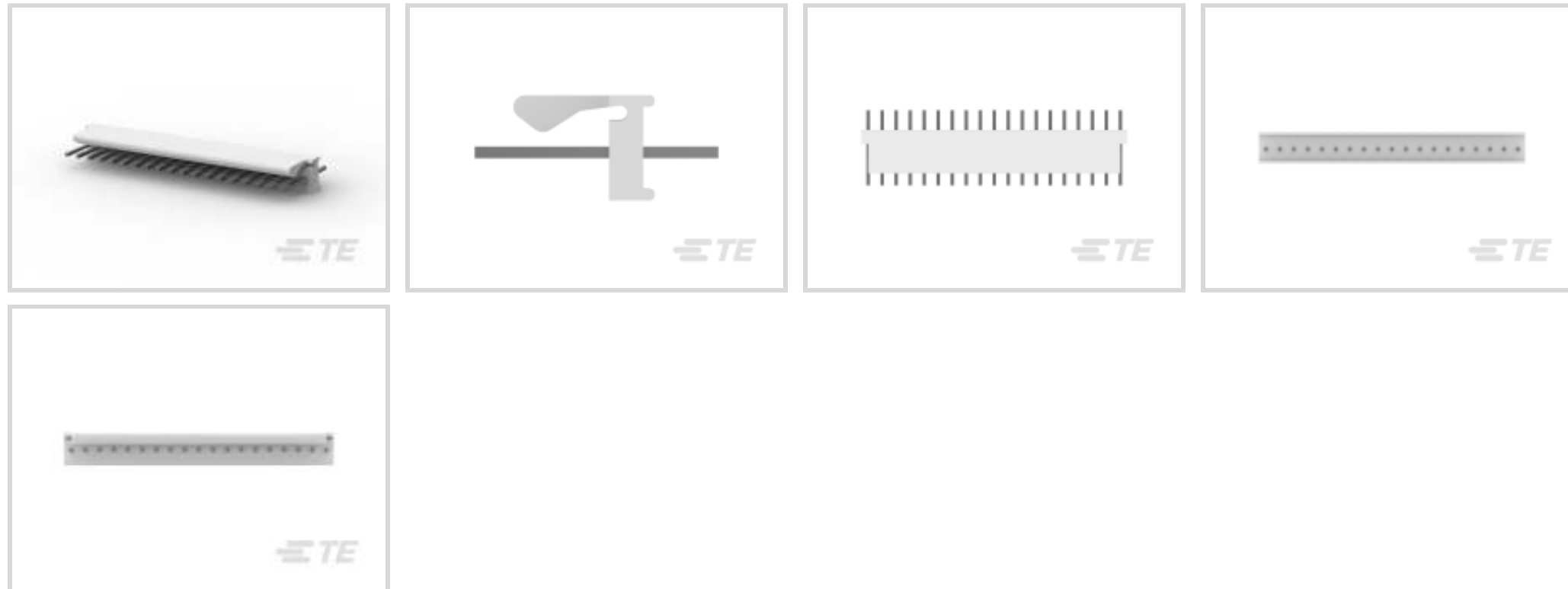
MTA 100

TE Internal #: 1-640456-9

PCB Mount Header, Vertical, Wire-to-Board, 19 Position, 2.54 mm [.1 in] Centerline, Partially Shrouded, Tin, Through Hole - Solder, Signal, MTA 100

[View on TE.com >](#)

Connectors > PCB Connectors > PCB Headers & Receptacles > PCB Header: Polyester, Vertical, Unshrouded, No Mating Alignment



Connector System: **Wire-to-Board**

Number of Positions: **19**

Number of Rows: **1**

Centerline (Pitch): **2.54 mm [.1 in]**

PCB Mount Orientation: **Vertical**

[All PCB Header: Polyester, Vertical, Unshrouded, No Mating Alignment \(142\)](#)

Features

Product Type Features

| | |
|-----------------------------------|-----------------------|
| Connector System | Wire-to-Board |
| Header Type | Partially Shrouded |
| Sealable | No |
| Connector & Contact Terminates To | Printed Circuit Board |
| PCB Connector Assembly Type | PCB Mount Header |

Configuration Features

| | |
|-----------------------|----------|
| Number of Columns | 19 |
| Number of Positions | 19 |
| Number of Rows | 1 |
| PCB Mount Orientation | Vertical |

Electrical Characteristics

| | |
|-------------------|---------|
| Operating Voltage | 250 VAC |
|-------------------|---------|



Body Features

| | |
|-----------------------|---------|
| Primary Product Color | Natural |
|-----------------------|---------|

Contact Features

| | |
|---|----------------------------|
| Contact Mating Area Length | 7.49 mm[.295 in] |
| Mating Square Post Dimension | .64 mm[.025 in] |
| PCB Contact Termination Area Plating Material Thickness | 3.81 μ m[150 μ in] |
| Contact Layout | Inline |
| Contact Underplating Material Thickness | 1.27 μ m[50 μ in] |
| Contact Mating Area Plating Material Thickness | 3.81 μ m[150 μ in] |
| PCB Contact Termination Area Plating Material Finish | Matte |
| Contact Shape & Form | Square |
| Contact Mating Area Plating Material Finish | Matte |
| Contact Underplating Material | Nickel |
| PCB Contact Termination Area Plating Material | Tin |
| Contact Base Material | Copper Alloy |
| Contact Mating Area Plating Material | Tin |
| Contact Type | Pin |
| Contact Current Rating (Max) | 5 A |

Termination Features

| | |
|---|-----------------------|
| Square Termination Post & Tail Dimension | .64 mm[.025 in] |
| Termination Post & Tail Length | 3.56 mm[.14 in] |
| Termination Method to Printed Circuit Board | Through Hole - Solder |

Mechanical Attachment

| | |
|-------------------------|---------------|
| Mating Alignment Type | Polarization |
| Mating Retention | With |
| Panel Mount Feature | Without |
| Mating Retention Type | Friction Lock |
| Connector Mounting Type | Board Mount |
| Mating Alignment | With |
| PCB Mount Alignment | Without |
| PCB Mount Retention | Without |

Housing Features

| | |
|--|--|
| | |
|--|--|



| | |
|------------------|----------------|
| Housing Material | Polyester - GF |
|------------------|----------------|

| | |
|--------------------|-----------------|
| Centerline (Pitch) | 2.54 mm [.1 in] |
|--------------------|-----------------|

Dimensions

| | |
|------------------|-------------------|
| Connector Length | 48.26 mm [1.9 in] |
|------------------|-------------------|

| | |
|------------------|-------------------|
| Connector Height | 5.72 mm [.225 in] |
|------------------|-------------------|

| | |
|-----------------|--------------------|
| Connector Width | 10.79 mm [.425 in] |
|-----------------|--------------------|

| | |
|-----------------------------|------------------|
| PCB Thickness (Recommended) | 1.6 mm [.063 in] |
|-----------------------------|------------------|

Usage Conditions

| | |
|-----------------------------|-----------------------------|
| Operating Temperature Range | -55 – 105 °C [-67 – 221 °F] |
|-----------------------------|-----------------------------|

Operation/Application

| | |
|---------------------|--------|
| Circuit Application | Signal |
|---------------------|--------|

Industry Standards

| | |
|-----------------|---------|
| Agency/Standard | CSA, UL |
|-----------------|---------|

| | |
|--------------------|-----------------------|
| Approved Standards | CSA LR7189, UL E28476 |
|--------------------|-----------------------|

| | |
|------------------------|----------|
| UL Flammability Rating | UL 94V-0 |
|------------------------|----------|

Packaging Features

| | |
|--------------------|---|
| Packaging Quantity | 1 |
|--------------------|---|

| | |
|----------------|---------|
| Packaging Type | Package |
|----------------|---------|

Product Compliance

[For compliance documentation, visit the product page on TE.com>](#)

| | |
|------------------------------|-----------|
| EU RoHS Directive 2011/65/EU | Compliant |
|------------------------------|-----------|

| | |
|-----------------------------|-----------|
| EU ELV Directive 2000/53/EC | Compliant |
|-----------------------------|-----------|

| | |
|---|---|
| China RoHS 2 Directive MIIT Order No 32, 2016 | No Restricted Materials Above Threshold |
|---|---|

| | |
|--|--|
| EU REACH Regulation (EC) No. 1907/2006 | Current ECHA Candidate List: JUNE 2023 (235) Candidate List Declared Against: JAN 2023 (233) Does not contain REACH SVHC |
|--|--|

| | |
|-----------------|--|
| Halogen Content | Not Low Halogen - contains Br or Cl > 900 ppm. |
|-----------------|--|

| | |
|---------------------------|--------------------------------------|
| Solder Process Capability | Hand solderable with tin/lead solder |
|---------------------------|--------------------------------------|


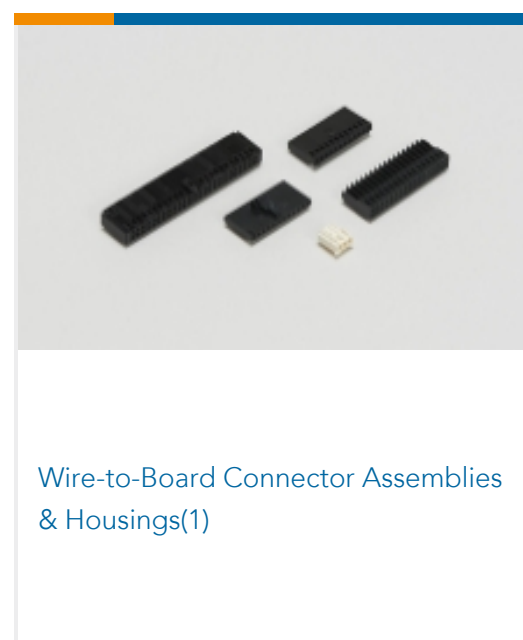

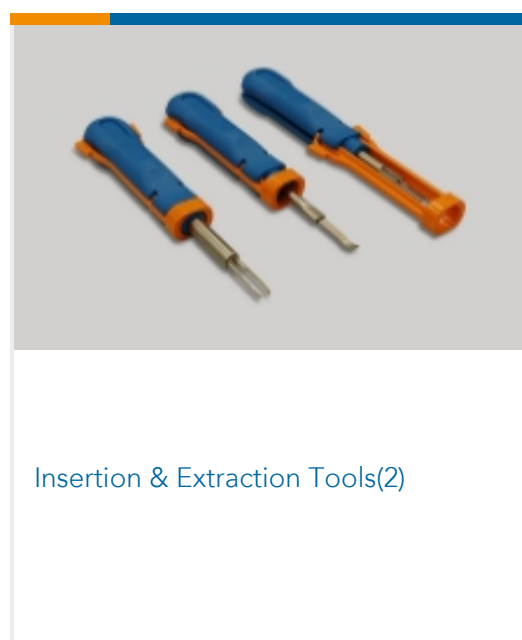
Product Compliance Disclaimer

This information is provided based on reasonable inquiry of our suppliers and represents our current actual knowledge based on the information they provided. This information is subject to change. The part numbers that TE has identified as EU RoHS compliant have a maximum concentration of 0.1% by weight in homogenous materials for lead, hexavalent chromium, mercury, PBB, PBDE, DBP, BBP, DEHP, DIBP, and 0.01% for cadmium, or qualify for an exemption to these limits as defined in the Annexes of Directive 2011/65/EU (RoHS2). Finished electrical and electronic equipment products will be CE marked as required by Directive 2011/65/EU. Components may not be CE marked. Additionally, the part numbers that TE has identified as EU ELV compliant have a maximum concentration of 0.1% by weight in homogenous materials for lead, hexavalent chromium, and mercury, and 0.01% for cadmium, or qualify for an exemption to these limits as defined in the Annexes of Directive 2000/53/EC (ELV). Regarding the REACH Regulation, the information TE provides on SVHC in articles for this part number is based on the latest European Chemicals Agency (ECHA) 'Guidance on requirements for substances in articles' posted at this URL: <https://echa.europa.eu/guidance-documents/guidance-on-reach>

Compatible Parts



Also in the Series | MTA 100



Customers Also Bought



TE Part #1-640456-0
10P MTA100 HDR ASSY F/L SQ STR



TE Part #640457-3
03P MTA100 HDR ASSY SQ R/A F/L



TE Part #1-640445-4
14P MTA156 HDR ASSY FL/STR SN



TE Part #5-520315-7
TRIOMATE ASSY V 7P L=3.556



TE Part #5-103669-2
03 MTE HDR SRST LATCH W/HLDWN



TE Part #1879208-1
CPF 0402 10R 0.1% 25PPM 1K RL



TE Part #640387-9
09P MTA156 HDR ASSY SQ R/A



TE Part #9-1393792-0
V23105A5005A201



TE Part #9-1393792-9
V23105A5305A201



TE Part #2-382811-1
SHUNT, ECON, PHBRNSN, BLACK

Documents

Product Drawings

[19P MTA100 HDR ASSY F/L SQ STR](#)

English

CAD Files

Customer View Model

[ENG_CVM_CVM_1-640456-9_AA.2d_dxf.zip](#)

English

[3D PDF](#)

3D

Customer View Model

[ENG_CVM_CVM_1-640456-9_AA.3d_igs.zip](#)

English

Customer View Model

[ENG_CVM_CVM_1-640456-9_AA.3d_stp.zip](#)

English

By downloading the CAD file I accept and agree to the [Terms and Conditions](#) of use.

Product Specifications



Application Specification

English

Agency Approvals

UL Report

English