

SHT1X™

Manual

All Mikroelektronika's development systems feature a large number of peripheral modules expanding microcontroller's range of application and making the process of program testing easier. In addition to these modules, it is also possible to use numerous additional modules linked to the development system through the I/O port connectors. Some of these additional modules can operate as stand-alone devices without being connected to the microcontroller.

Additional board

 **MikroElektronika**

SOFTWARE AND HARDWARE SOLUTIONS FOR EMBEDDED WORLD ...making it simple

SHT1X

The SHT1X additional board is used to measure temperature and relative humidity.

Key features:

- Serial communication;
- Measuring humidity (0 to 100%);
- Measuring temperature (-40 to +125C°)
- Low power consumption; and
- 2.4 to 5.5V power supply voltage.




Figure 1: SHT1X additional board

How to connect the board?

The SHT1X additional board can be easily connected to a development system via 2x5 connectors. The board communicates with the microcontroller supplied on the development system via two serial communication lines: SDA - serial data transfer and SCL - serial clock. In order to establish connection between them, it is necessary to set the appropriate switch on DIP switch SW1 to the ON position. Which of these switches will be set ON depends on the development system in use, table 1.

	SDA	SCL
PIC	3 (P4)	7 (P3)
dsPIC	1 (P3)	5 (P2)
PIC24	1 (P3)	5 (P2)
PIC32	2 (P3)	6 (P2)
AVR	4 (P1)	8 (P0)
ARM	2 (P3)	6 (P2)
	Position of switches on DIP switch SW1 for appropriate dev.system	

Table 1

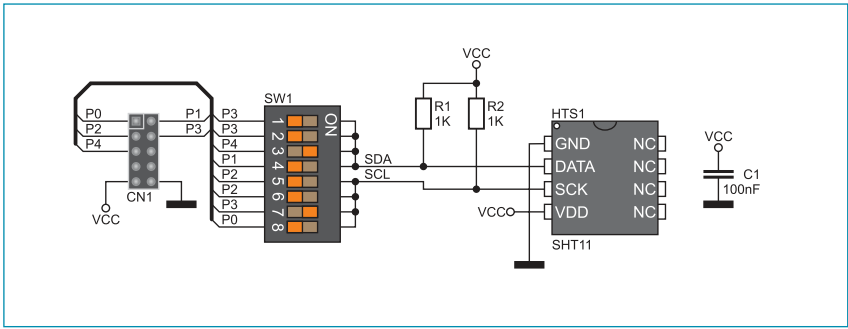


Figure 2: SHT1X additional board connection schematic

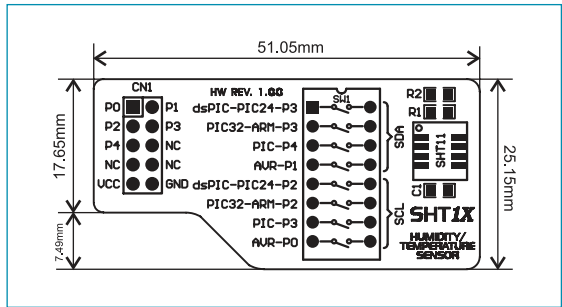


Figure 3: Dimensions of the SHT1X additional board




Figure 4: Additional board connected to a development system



MikroElektronika
SOFTWARE AND HARDWARE SOLUTIONS FOR EMBEDDED WORLD ...making it simple

If you want to learn more about our products, please visit our website at www.mikroe.com

If you are experiencing some problems with any of our products or just need additional information, please place your ticket at www.mikroe.com/en/support

If you have any questions, comments or business proposals, do not hesitate to contact us at office@mikroe.com