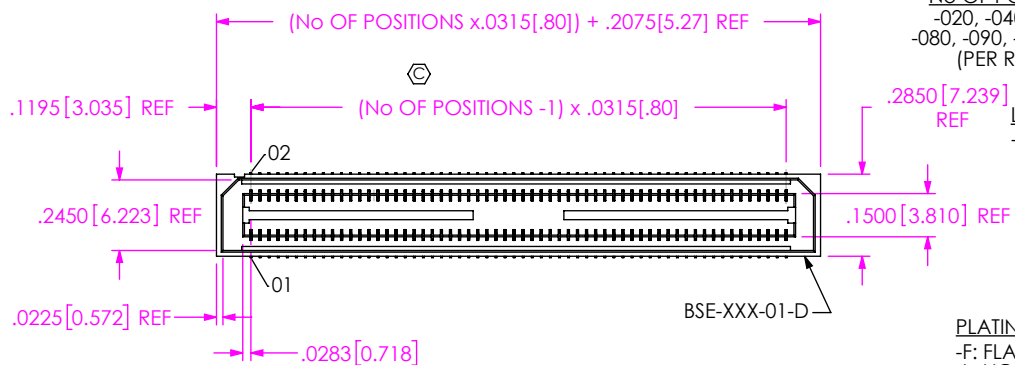


DO NOT SCALE FROM THIS PRINT

FIG 1  
BSE-060-01-X-D-LC SHOWN



BSE-XXX-01-X-D-XX-XX

No OF POSITIONS  
-020, -040, -060,  
-080, -090, -100, -120  
(PER ROW)

LEAD STYLE  
-01: .1280 [3.25]

**TAPE & REEL**  
BLANK: TUBES AND/OR TRAYS  
(SEE NOTE 10)  
-TR: TAPE & REEL (80 POS. MAX)  
(SEE NOTE 13 & 14)  
-FR: FULL REEL QTY. TAPE & REEL  
(80 POS. MAX)(SEE NOTE 13 & 14)

**OPTION**  
-A: ALIGNMENT PINS  
(USE BSE-XXX-01-D-A)  
-LC: LOCKING CLIPS  
(USE LC-08-TM-01)  
-FL: FRICTION LOCK (SEE FIG 2)  
(-020 THRU -100 POSITIONS ONLY)  
(USE BSE-XXX-01-D-X-FL)

**ROW SPECIFICATION**  
-D: DOUBLE (USE BSE-XXX-01-D-X)

**PLATING SPECIFICATION**  
-F: FLASH SELECTIVE GOLD WITH MATTE TIN TAILS (SEE NOTE 6 & 9)  
-L: LIGHT SELECTIVE GOLD WITH MATTE TIN TAILS (SEE NOTE 9)  
-H: HEAVY GOLD WITH MATTE TIN TAILS (SEE NOTE 9)  
-C: ELECTRO-POLISHED SELECTIVE (SEE NOTE 9)

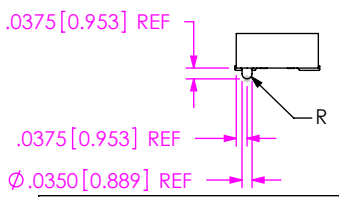
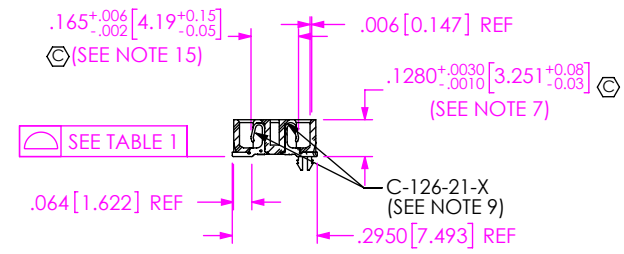
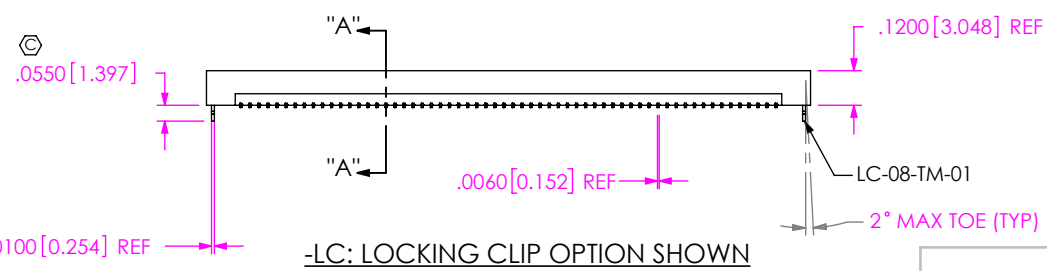


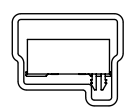
TABLE 1	
NO OF POS	COPLANARITY
-020 THRU -080	.004 [0.10]
-090 THRU -120	.006 [0.15]

- NOTES:
- ⊗ REPRESENTS A CRITICAL DIMENSION.
  - NOTE DELETED.
  - MAXIMUM BURR ALLOWANCE: .0015 [.038].
  - ⊗ MINIMUM PUSHOUT FORCE: .5 LB.
  - NOTE DELETED.
  - L PLATING MAY BE SUBSTITUTED FOR -F PLATING.
  - MAX VARIANCE: .002 [.05]
  - NOTE DELETED.
  - 90 THROUGH -120 POSITION PARTS USE C-269-11-X. DO NOT SUB C-126-XX-X OR C-224-01-X.
  - POSITIONS 20, 40, 60, 80, 120 ARE TRAY PACKAGED, POSITIONS 90 & 100 ARE TUBES PACKAGED.
  - NOTE DELETED.
  - NOTE DELETED.
  - ORDERS WILL BE PACKAGED ACCORDING TO THE SAMTEC PACKAGING EFFICIENCY STANDARDS (SPES) FOUND ON WWW.SAMTEC.COM
  - ATTACH LABEL -4X2 TO EACH REEL.
  - ANY CHANGES SHOULD ALSO BE APPLIED TO QSH, QSE, QSS, BSH, BSE, AND BSS.

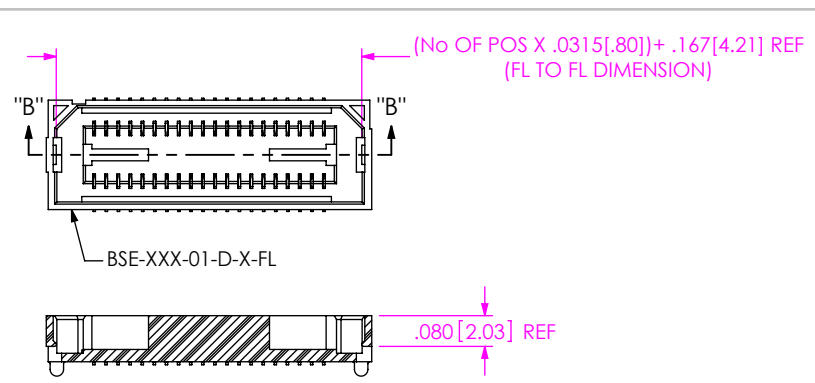
-LC: LOCKING CLIP OPTION SHOWN

-A: ALIGNMENT PIN OPTION SHOWN  
BSE-060-01-X-D-A SHOWN

PACKAGING VIEW  
90 & 100 POS ONLY



TUBE: PT-1-24-03-78  
PLUG: TP-09



SECTION "B"- "B"  
SCALE 2 : 1

FIG 2  
-FL OPTION  
BSE-020-01-X-D-A-FL SHOWN  
(SAME AS FIG 1, UNLESS OTHERWISE STATED)

UNLESS OTHERWISE SPECIFIED, DIMENSIONS ARE IN INCHES.  
TOLERANCES ARE:  
DECIMALS ANGLES  
.XX:  $\pm .01$  [.25] 2°  
.XXX:  $\pm .005$  [.13]  
.XXXX:  $\pm .0020$  [.051]

PROPRIETARY NOTE  
THIS DOCUMENT CONTAINS CONFIDENTIAL AND PROPRIETARY INFORMATION AND ALL DESIGN, MANUFACTURING, REPRODUCTION, USE, PATENT RIGHTS AND SALES RIGHTS ARE EXPRESSLY RESERVED BY SAMTEC, INC. THIS DOCUMENT SHALL NOT BE DISCLOSED, IN WHOLE OR PART, TO ANY UNAUTHORIZED PERSON OR ENTITY NOR REPRODUCED, TRANSFERRED OR INCORPORATED IN ANY OTHER PROJECT IN ANY MANNER WITHOUT THE EXPRESS WRITTEN CONSENT OF SAMTEC, INC.

MATERIAL: DO NOT SCALE DRAWING SHEET SCALE: 1.5:1  
INSULATOR: BLACK LCP  
FLAMMABILITY RATING: UL94VO  
SOCKET: PHOS BRONZE



DESCRIPTION:  
.8mm DOUBLE ROW SOCKET ASSEMBLY

DWG. NO.  
**BSE-XXX-01-X-D-XX-XX**

BY: DEAN P 05/24/1999 SHEET 1 OF 1