

CMSH3-20MA CMSH3-60MA
CMSH3-40MA CMSH3-100MA

**SURFACE MOUNT SILICON
SCHOTTKY RECTIFIERS
3.0 AMP, 20 THRU 100 VOLT**



SMA CASE



www.centrasemi.com

DESCRIPTION:

The CENTRAL SEMICONDUCTOR CMSH3-20MA series 3.0 Amp surface mount silicon Schottky rectifier is a well constructed, highly reliable component designed for use in all types of commercial, industrial, entertainment, computer, and automotive applications.

MARKING CODE: SEE MARKING CODE TABLE ON FOLLOWING PAGE

FEATURES:

- High current capability
- Flammability classification UL94V-0
- High reliability

MAXIMUM RATINGS: ($T_A=25^{\circ}\text{C}$ unless otherwise noted)

	SYMBOL	CMSH3 -20MA	CMSH3 -40MA	CMSH3 -60MA	CMSH3 -100MA	UNITS
Peak Repetitive Reverse Voltage	V_{RRM}	20	40	60	100	V
DC Blocking Voltage	V_R	20	40	60	100	V
RMS Reverse Voltage	$V_{R(RMS)}$	14	28	42	71	V
Average Forward Current ($T_L=75^{\circ}\text{C}$)	I_O			3.0		A
Peak Forward Surge Current, $t_p=8.3\text{ms}$	I_{FSM}			80		A
Operating and Storage Junction Temperature	T_J, T_{stg}			-65 to +150		$^{\circ}\text{C}$
Thermal Resistance	θ_{JL}			30		$^{\circ}\text{C/W}$

ELECTRICAL CHARACTERISTICS: ($T_A=25^{\circ}\text{C}$ unless otherwise noted)

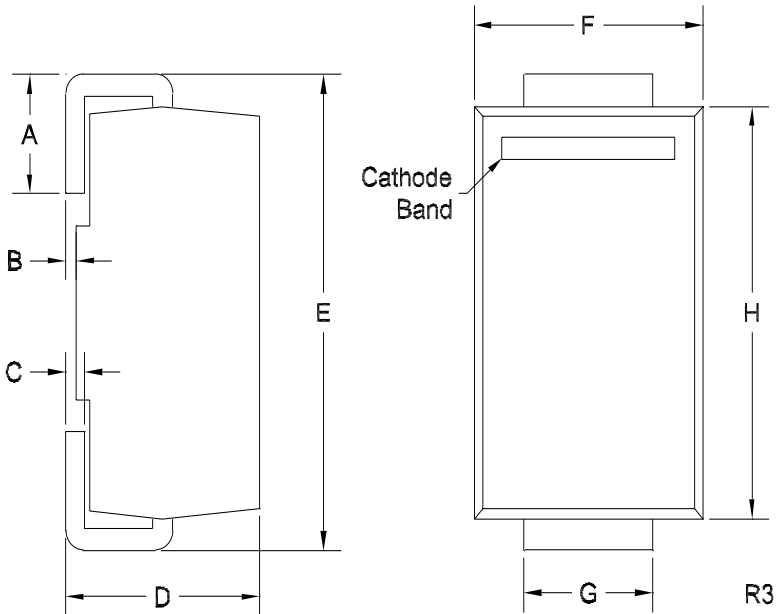
SYMBOL	TEST CONDITIONS	TYP	MAX	UNITS
I_R	$V_R=\text{Rated } V_{RRM}$		500	μA
I_R	$V_R=\text{Rated } V_{RRM}, T_A=100^{\circ}\text{C}$		20	mA
V_F	$I_F=3.0\text{A (CMSH3-20MA)}$	0.46	0.50	V
V_F	$I_F=3.0\text{A (CMSH3-40MA)}$	0.47	0.50	V
V_F	$I_F=3.0\text{A (CMSH3-60MA)}$	0.56	0.70	V
V_F	$I_F=3.0\text{A (CMSH3-100MA)}$	0.76	0.85	V
C_J	$V_R=4.0\text{V}, f=1.0\text{MHz (CMSH3-20MA)}$	174		pF
C_J	$V_R=4.0\text{V}, f=1.0\text{MHz (CMSH3-40MA)}$	160		pF
C_J	$V_R=4.0\text{V}, f=1.0\text{MHz (CMSH3-60MA)}$	121		pF
C_J	$V_R=4.0\text{V}, f=1.0\text{MHz (CMSH3-100MA)}$	83		pF

CMSH3-20MA CMSH3-60MA
 CMSH3-40MA CMSH3-100MA



**SURFACE MOUNT SILICON
 SCHOTTKY RECTIFIERS
 3.0 AMP, 20 THRU 100 VOLT**

SMA CASE - MECHANICAL OUTLINE



DEVICE	MARKING CODE
CMSH3-20MA	CS320MA
CMSH3-40MA	CS340MA
CMSH3-60MA	CS360MA
CMSH3-100MA	CS3100MA

SYMBOL	INCHES		MILLIMETERS	
	MIN	MAX	MIN	MAX
A	0.030	0.060	0.76	1.52
B	0.002	0.008	0.05	0.20
C	0.006	0.012	0.15	0.30
D	0.078	0.103	1.98	2.62
E	0.188	0.220	4.78	5.59
F	0.090	0.115	2.29	2.92
G	0.050	0.070	1.27	1.78
H	0.157	0.181	3.99	4.60

SMA (REV:R3)

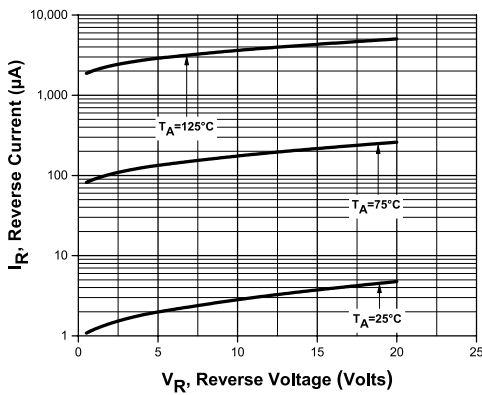
CMSH3-20MA CMSH3-60MA
 CMSH3-40MA CMSH3-100MA

SURFACE MOUNT SILICON
 SCHOTTKY RECTIFIERS
 3.0 AMP, 20 THRU 100 VOLT

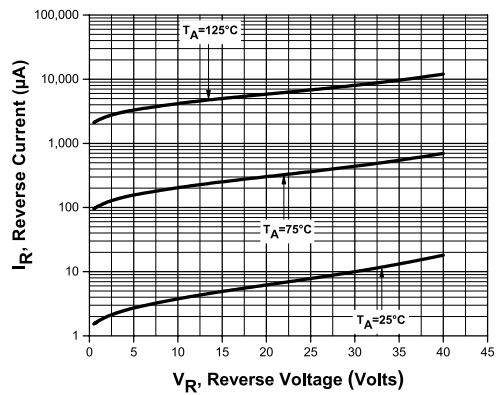


TYPICAL ELECTRICAL CHARACTERISTICS

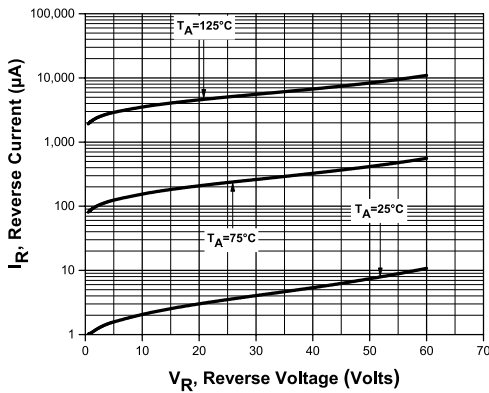
Leakage Current for CMSH3-20MA



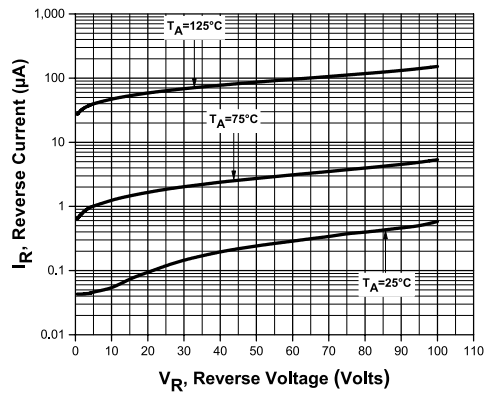
Leakage Current for CMSH3-40MA



Leakage Current for CMSH3-60MA



Leakage Current for CMSH3-100MA



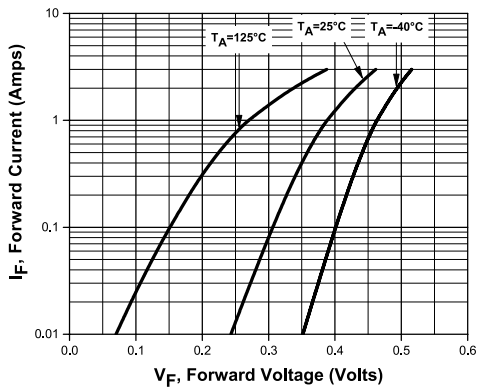
CMSH3-20MA CMSH3-60MA
 CMSH3-40MA CMSH3-100MA



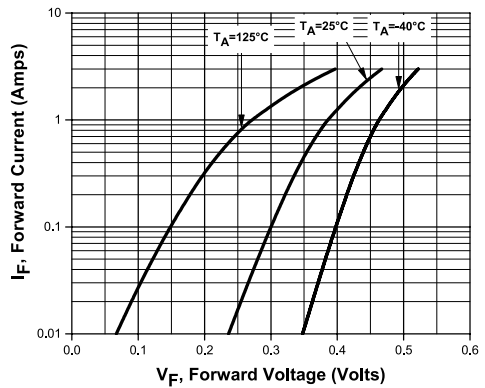
**SURFACE MOUNT SILICON
 SCHOTTKY RECTIFIERS
 3.0 AMP, 20 THRU 100 VOLT**

TYPICAL ELECTRICAL CHARACTERISTICS

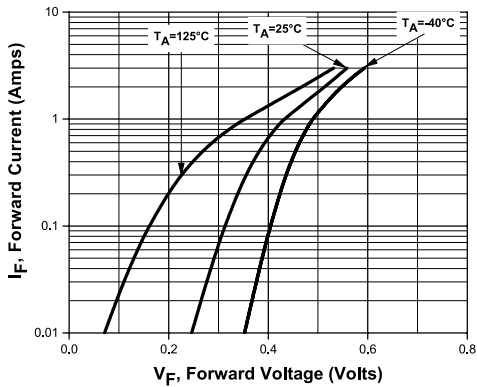
Forward Voltage for CMSH3-20MA



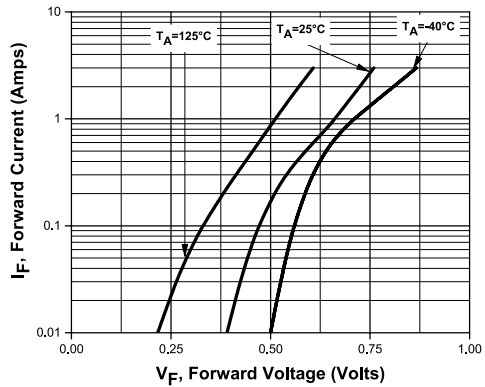
Forward Voltage for CMSH3-40MA



Forward Voltage for CMSH3-60MA



Forward Voltage for CMSH3-100MA



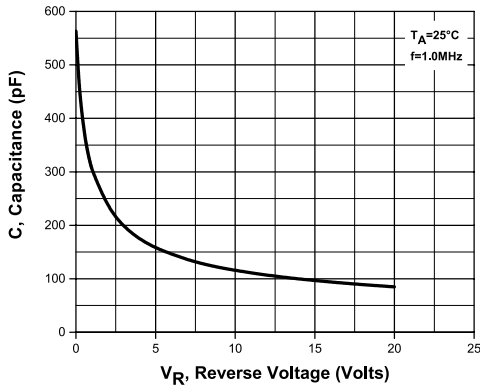
CMSH3-20MA CMSH3-60MA
 CMSH3-40MA CMSH3-100MA



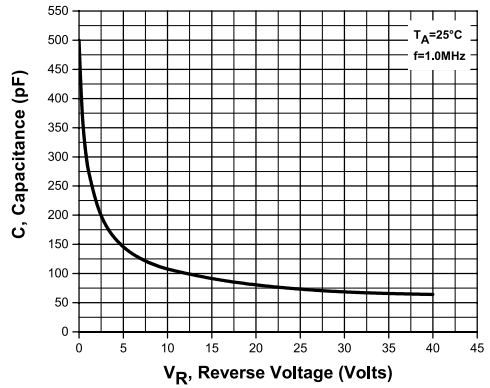
**SURFACE MOUNT SILICON
 SCHOTTKY RECTIFIERS
 3.0 AMP, 20 THRU 100 VOLT**

TYPICAL ELECTRICAL CHARACTERISTICS

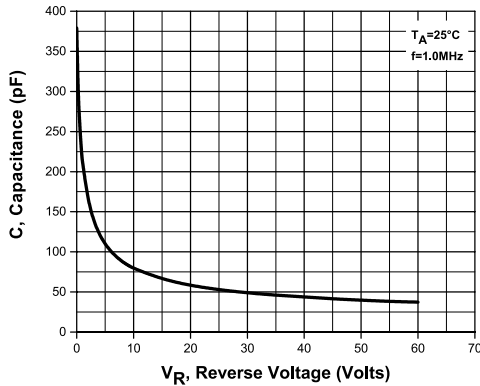
Capacitance for CMSH3-20MA



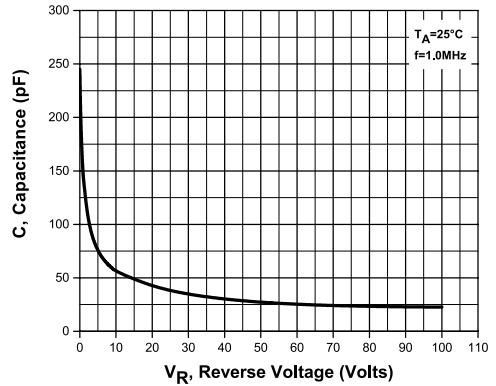
Capacitance for CMSH3-40MA



Capacitance for CMSH3-60MA



Capacitance for CMSH3-100MA

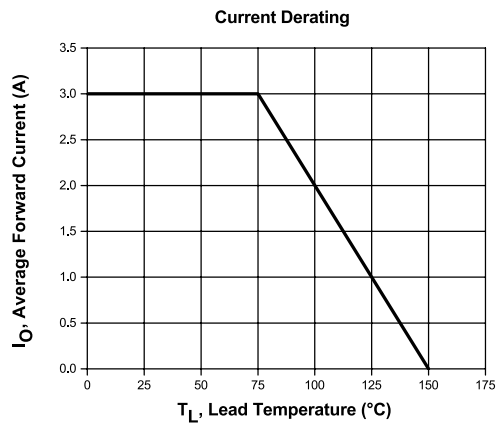


CMSH3-20MA CMSH3-60MA
CMSH3-40MA CMSH3-100MA

SURFACE MOUNT SILICON
SCHOTTKY RECTIFIERS
3.0 AMP, 20 THRU 100 VOLT



TYPICAL ELECTRICAL CHARACTERISTICS



OUTSTANDING SUPPORT AND SUPERIOR SERVICES



PRODUCT SUPPORT

Central's operations team provides the highest level of support to insure product is delivered on-time.

- Supply management (Customer portals)
- Inventory bonding
- Consolidated shipping options
- Custom bar coding for shipments
- Custom product packing

DESIGNER SUPPORT/SERVICES

Central's applications engineering team is ready to discuss your design challenges. Just ask.

- Free quick ship samples (2nd day air)
- Online technical data and parametric search
- SPICE models
- Custom electrical curves
- Environmental regulation compliance
- Customer specific screening
- Up-screening capabilities
- Special wafer diffusions
- PbSn plating options
- Package details
- Application notes
- Application and design sample kits
- Custom product and package development

REQUESTING PRODUCT PLATING

1. If requesting Tin/Lead plated devices, add the suffix "TIN/LEAD" to the part number when ordering (example: 2N2222A TIN/LEAD).
2. If requesting Lead (Pb) Free plated devices, add the suffix "PBFREE" to the part number when ordering (example: 2N2222A PBFREE).

CONTACT US

Corporate Headquarters & Customer Support Team

Central Semiconductor Corp.
145 Adams Avenue
Hauppauge, NY 11788 USA
Main Tel: (631) 435-1110
Main Fax: (631) 435-1824
Support Team Fax: (631) 435-3388
www.centrasemi.com

Worldwide Field Representatives:
www.centrasemi.com/wwreps

Worldwide Distributors:
www.centrasemi.com/wwdistributors

For the latest version of Central Semiconductor's **LIMITATIONS AND DAMAGES DISCLAIMER**, which is part of Central's Standard Terms and Conditions of sale, visit: www.centrasemi.com/terms