

GNSS expansion board based on Teseo-LIV3F module for STM32 Nucleo



Features

- Operating supply voltage: 3.3 - 5 V
- Ambient temperature: -40/+85 °C
- Sensitivity: -162 dBm indoor (tracking mode)
- Interfaces:
 - a UART port
 - an I²C port
 - Configurable digital I/O timepulse
 - EXTINT input for wakeup
- NMEA protocol
- Assisted GNSS:
 - Predictive autonomous
 - Predictive server-based
 - Real-time server-based
- Compatible with [STM32 Nucleo](#) boards
- Compatible with the [Arduino™ UNO R3](#) connector
- LNA and SAW filter on the RF path
- SMA female antenna connector
- Battery holder
- RoHS and WEEE compliant

Product summary	
GNSS expansion board based on Teseo-LIV3F module for STM32 Nucleo	X-NUCLEO-GNSS1A1
Tiny GNSS module	Teseo-LIV3F
Global navigation satellite system software expansion for STM32Cube	X-CUBE-GNSS1

Description

The [X-NUCLEO-GNSS1A1](#) expansion board is based on the [Teseo-LIV3F](#) tiny GNSS module.

It represents an affordable, easy-to-use, global navigation satellite system (GNSS) module, embedding a TeseoIII single die standalone positioning receiver IC, usable in different configurations in your [STM32 Nucleo](#) project.

The Teseo-LIV3F is a compact (9.7x10.1 mm) module that provides superior accuracy thanks to the on-board 26 MHz temperature compensated crystal oscillator (TCXO) and a reduced time-to-first fix (TTFF) with its dedicated 32 KHz real-time clock (RTC) oscillator.

The Teseo-LIV3F module runs the GNSS firmware ([X-CUBE-GNSS1](#)) to perform all GNSS operations including acquisition, tracking, navigation and data output without external memory support.

The [X-NUCLEO-GNSS1A1](#) expansion board is compatible with the [Arduino™ UNO R3](#) connector and the [ST morpho](#) connector, so it can be plugged to the [STM32 Nucleo](#) development board and stacked with additional [STM32 Nucleo](#) expansion boards.

1 Schematic diagram

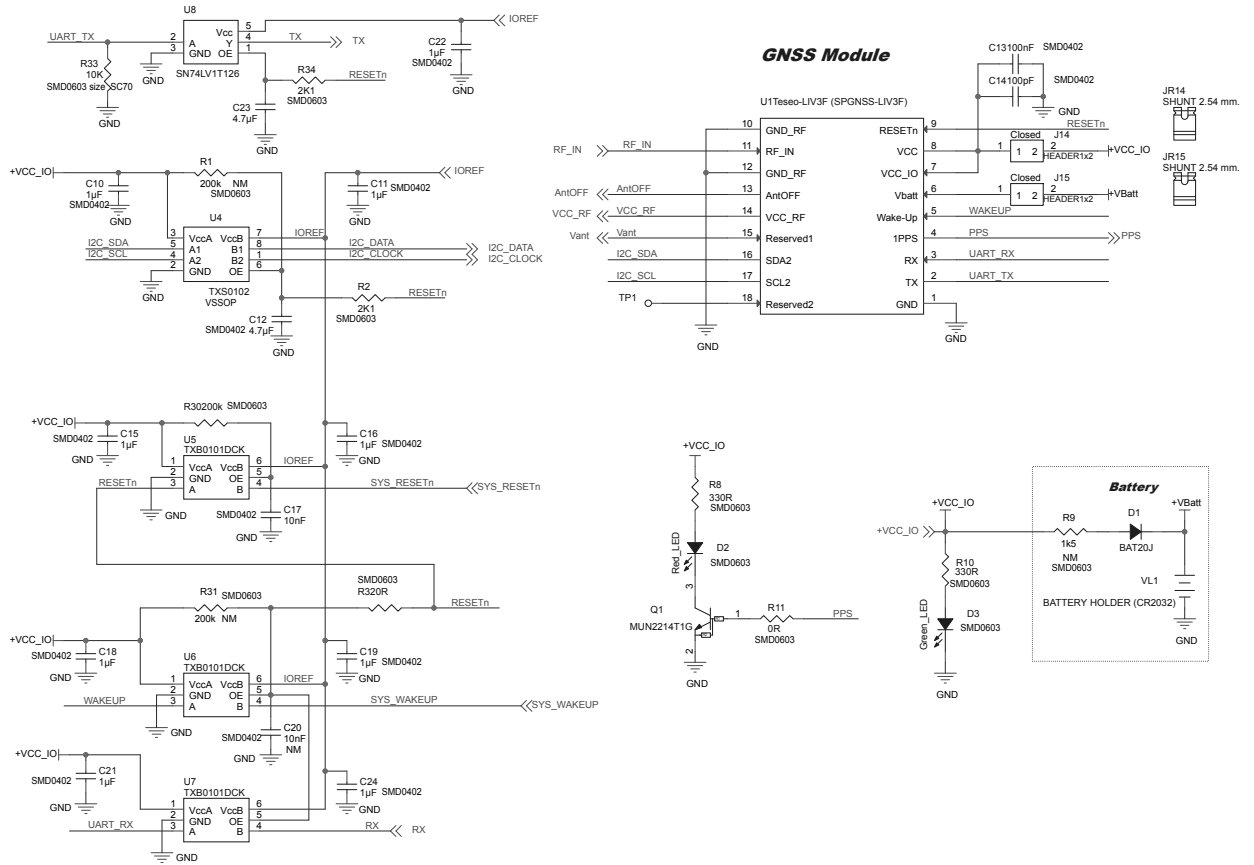
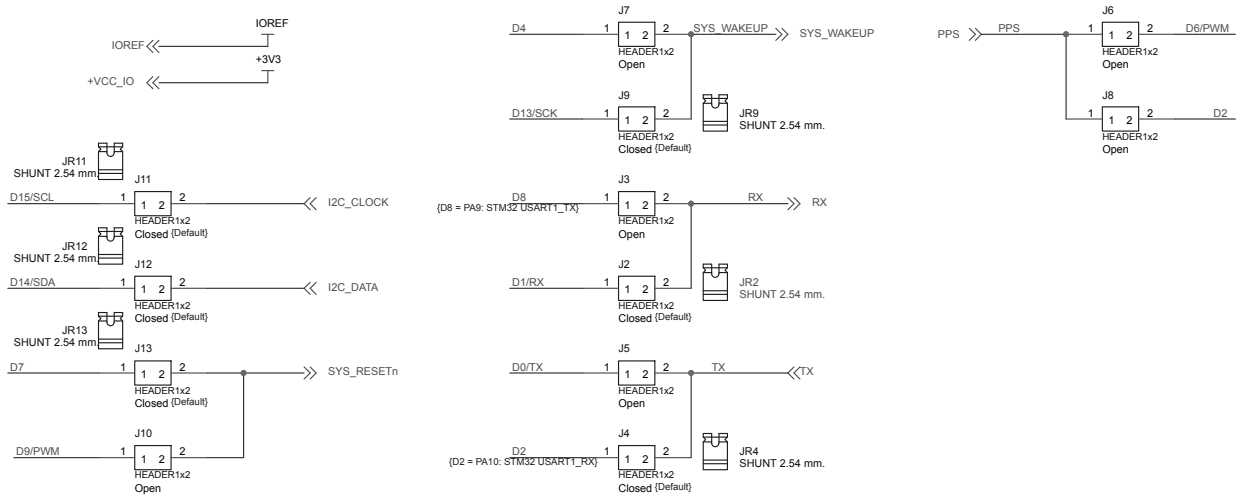
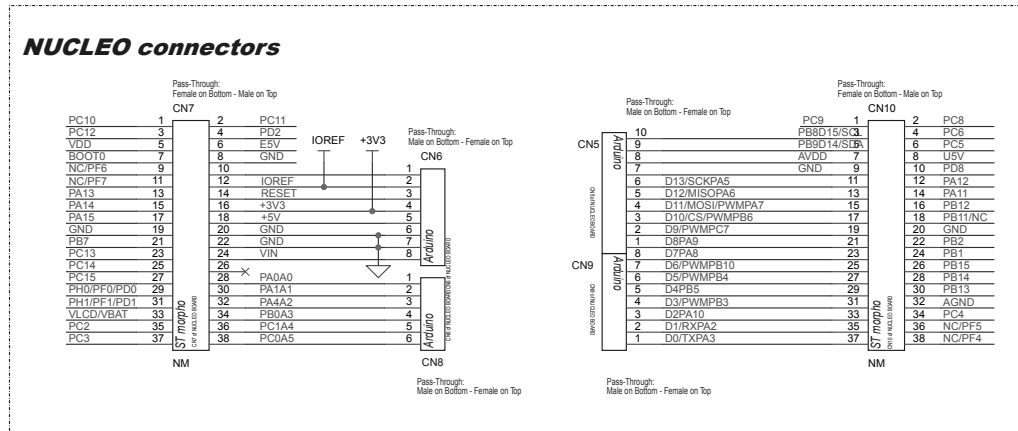
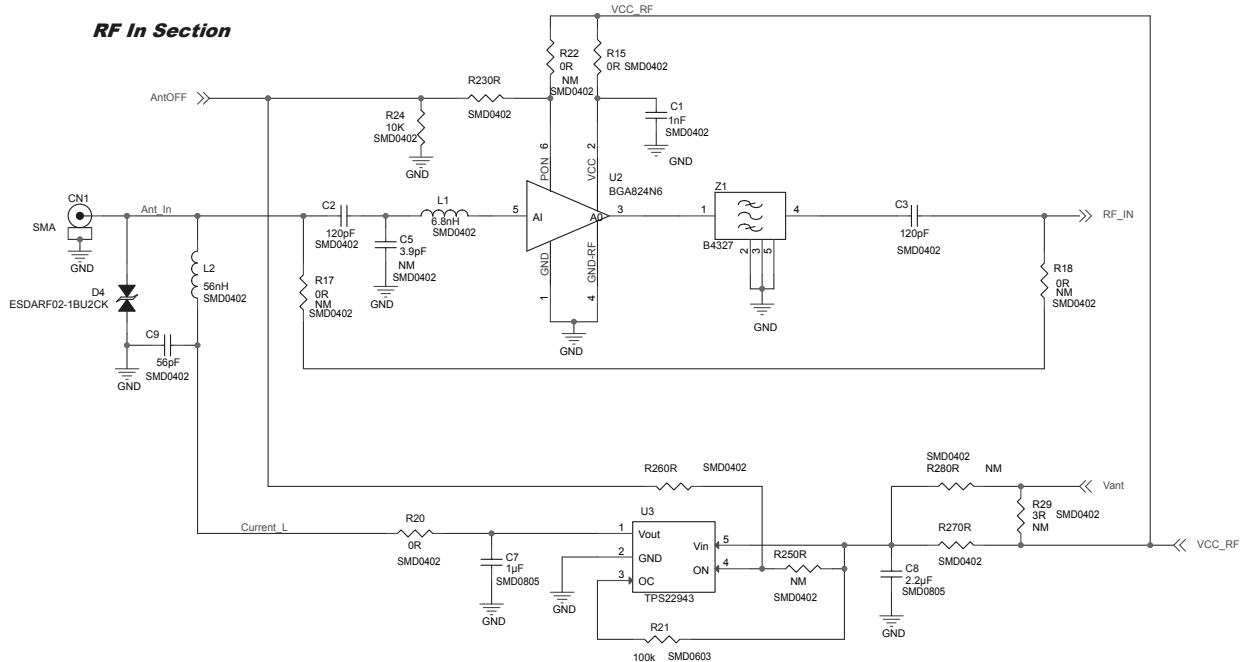
Figure 1. X-NUCLEO-GNSS1A1 circuit schematic (1 of 3)


Figure 2. X-NUCLEO-GNSS1A1 circuit schematic (2 of 3)

Figure 3. X-NUCLEO-GNSS1A1 circuit schematic (3 of 3)


Revision history

Table 1. Document revision history

Date	Version	Changes
05-Dec-2017	1	Initial release.
12-Oct-2018	2	Updated cover page image and Section 1 Schematic diagram .

IMPORTANT NOTICE – PLEASE READ CAREFULLY

STMicroelectronics NV and its subsidiaries (“ST”) reserve the right to make changes, corrections, enhancements, modifications, and improvements to ST products and/or to this document at any time without notice. Purchasers should obtain the latest relevant information on ST products before placing orders. ST products are sold pursuant to ST’s terms and conditions of sale in place at the time of order acknowledgement.

Purchasers are solely responsible for the choice, selection, and use of ST products and ST assumes no liability for application assistance or the design of Purchasers’ products.

No license, express or implied, to any intellectual property right is granted by ST herein.

Resale of ST products with provisions different from the information set forth herein shall void any warranty granted by ST for such product.

ST and the ST logo are trademarks of ST. All other product or service names are the property of their respective owners.

Information in this document supersedes and replaces information previously supplied in any prior versions of this document.

© 2018 STMicroelectronics – All rights reserved