


PC Mount Relays

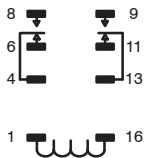
R40 Series

Features

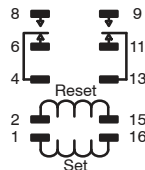
- Ultra-Sensitive Coil
- Epoxy Sealed
- Standard 0.1" DIP Terminal
- FCC Pt.68
- Dual Coil, Latching Type (C)



DPDT, 2 Form "C"

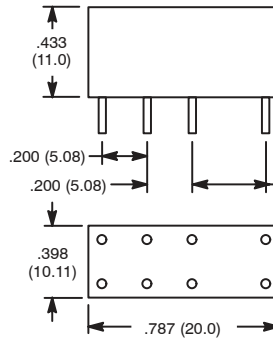


DPDT, 2 Form "C" (Dual Coil)

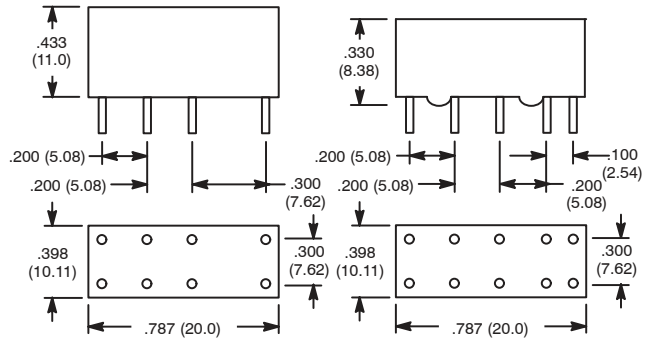


DPDT, 2 Amp, Sensitive Coil, Single Contact PC Mountable Relay for use in Telecommunications, Computer Peripherals, and Security Equipment.

D34



D34a



Electrical Specifications

Contact

Rating: 2 Amp @ 120 VAC, 28 VDC (Note: U.L for 1 Amp Only)
Contact Material: Gold Clad Palladium Rutenium Alloy
Contact Resistance: 100MΩ Max.

Coil

Coil Voltages: See Chart
Pick-up Voltage: 70% of rated voltage
Max Allowable Voltage: 130% of rated voltage

Operational Characteristics

Timing Value Operate Time: 4.5 mS approx.
Release Time: 1.5 mS approx.
Bounce Time: 3.5 mS approx. (Non-Latching)
 50 mS approx. (Latching)
Set Time: 5 mS approx. (DPDT, Latching)
 7 mS approx. (4PDT, Latching)
Reset Time: 5 mS approx. (DPDT, Latching)
 7 mS approx. (4PDT, Latching)

Insulation Characteristics

Dielectric Strength

Contact To Coil: 1000 VRMS
Across Open Contacts: 1000 VRMS
Insulation Resistance: 100 MΩ Min.
 @ 500 VDC

Environmental Characteristics

Operating: -40°C to +65°C
Mechanical Life: 10,000,000 operations min
Electrical Life: 300,000 @ 2A, 30 VDC
 500,000 @ 0.5A, 120 VAC

Weight

Std: 6 gram approx.

DC OPERATED

NTE TYPE No.	Nom. Voltage	Contact Arr.	Coil Res. Ohms (Typ)	Nom. Power	Max. Contact Cur. @ 28VDC or 120VAC	Diag No.
R40-11D2-5/6	5/6VDC	DPDT	167	150mW	2A	D34
R40-11D2-5/6C	5/6VDC	DPDT	140*	180mW	2A	D34a
R40-11D2-12	12VDC	DPDT	960	150mW	2A	D34
R40-11D2-12C	12VDC	DPDT	800*	180mW	2A	D34a
R40-11D2-24	24VDC	DPDT	2880	200mW	2A	D34
R40-11D2-24C	24VDC	DPDT	3200*	180mW	2A	D34a
R40-11D2-48	48VDC	DPDT	7680	300mW	2A	D34

* Each Coil.

ACCESSORIES

MOUNTING STYLES	DESCRIPTION	NTE TYPE NO.
DIP PC Mount	16-Lead DIP	NTE416
Wire Wrap Leads	16-Lead DIP	NTE436W16