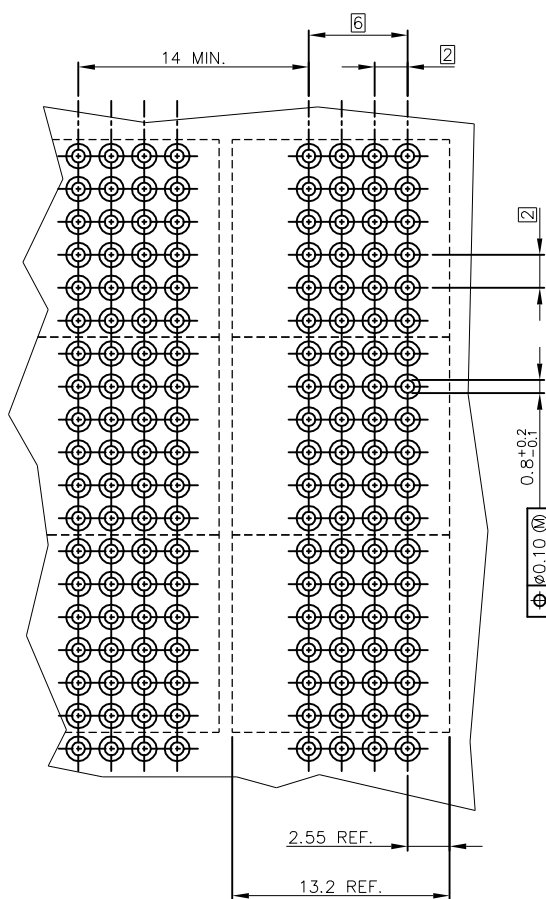
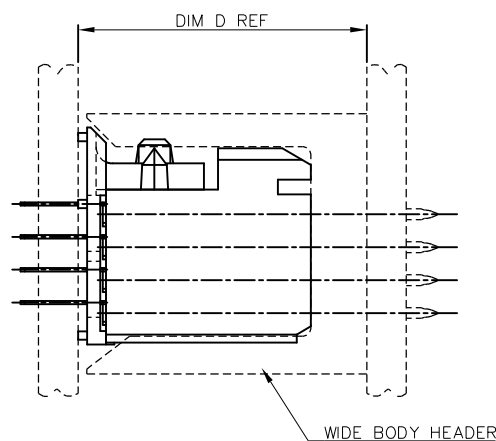
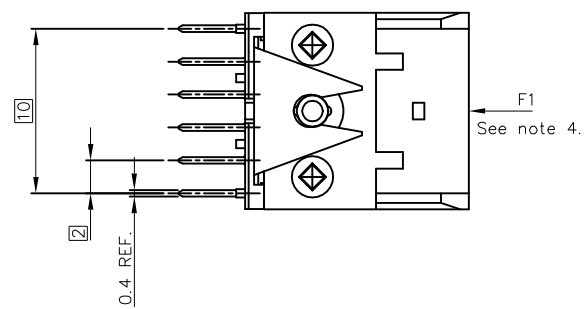
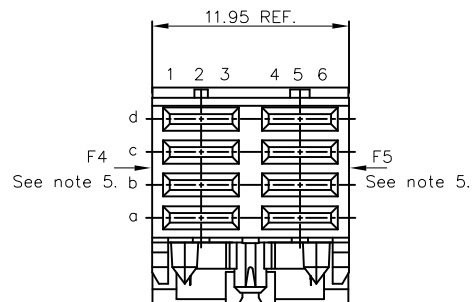
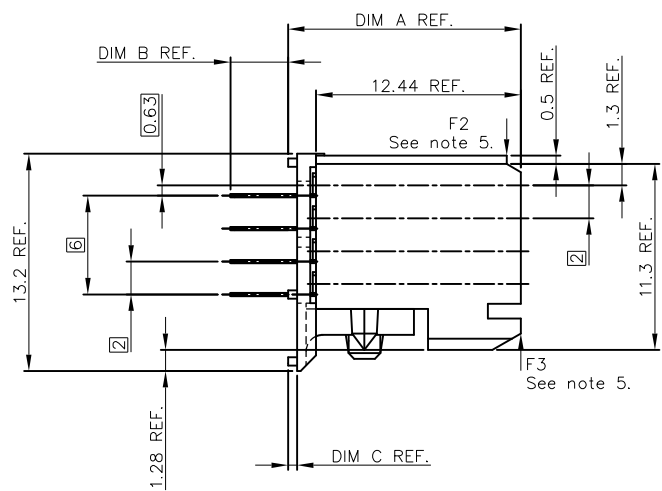


PRODUCT NR.	X	PLATING CONTACT AREA:	UNDERPLATING
85968-XYZ	1	0.76 um GOLD OR GXT	1.3 um Ni MIN.
85968-XYZLF	2	2 um GOLD	1.3 um Ni MIN.
	3	1.3 um GOLD	1.3 um Ni MIN.
	9	0.76 um GXT	1.3 um Ni MIN.



RECOMMENDED HOLE PATTERN, COMPONENT SIDE.

DASH NR	CONFIGURATION	PCB THICKN.	DIM A	DIM B	DIM C	DIM D		
							ROW #	1
-X01	D	+	+	2.4	14.14	3.50	0.54	17.64
	C	+	+					
	B	+	+					
-X01LF	A	+	+	3.2	13.60	4.04	0.00	17.10
	D	+	+					
	C	+	+					
-X02	B	+	+	2.4	13.60	3.24	0.00	17.10
	A	+	+					
	D	+	+					
-X02LF	C	+	+	1.6	13.60	2.39	0.00	17.10
	B	+	+					
	A	+	+					
-X03	D	+	+	1.6	14.14	2.70	0.54	17.64
	C	+	+					
	B	+	+					
-X03LF	A	+	+	1.6	14.64	3.00	0.54	18.14
	D	+	+					
	C	+	+					
-X04	B	+	+	1.6	15.14	2.50	0.54	18.64
	A	+	+					
	D	+	+					
-X04LF	C	+	+	2.4	14.14	3.50	0.54	17.64
	B	-	+					
	A	-	+					
-X05	D	-	+	1.6	14.14	3.50	0.54	17.64
	C	-	+					
	B	-	+					
-X05LF	A	-	+	1.6	15.14	2.50	0.54	18.64
	D	-	+					
	C	-	+					
-X06	B	-	+	2.4	14.14	3.50	0.54	17.64
	A	-	+					
	D	-	+					
-X06LF	C	-	+	1.6	14.14	3.50	0.54	17.64
	B	-	+					
	A	-	+					
-X07	D	-	+	1.6	15.14	2.50	0.54	18.64
	C	-	+					
	B	-	+					
-X07LF	A	-	+	2.4	14.14	3.50	0.54	17.64
	D	-	+					
	C	-	+					
-X08	B	-	+	1.6	14.14	2.50	0.54	18.64
	A	-	+					
	D	-	+					
-X08LF	C	-	+	2.4	14.14	3.50	0.54	17.64
	B	-	+					
	A	-	+					

"-" POSITION NOT LOADED
 "+" POSITION LOADED

NOTES:

- BODY MAT'L: LIQUID CRYSTAL POLYMER 30% GLASS
FLAME RETARDANT ACC. UL 94-V0
- TERMINAL MATERIAL: PHOSPHOR BRONZE.
- PLATING SOLDER TAILS 2-8 um SnPb 90-97 OR 2-8 um PURE Sn FOR LF.
- LOAD IN THIS DIRECTION (E.G. THROUGH CODING) 30 NEWTON MAXIMUM PER CONNECTOR.
- LOAD IN THIS DIRECTION 15 NEWTON MAXIMUM PER CONNECTOR.
- TO ENSURE PROPER ALIGNMENT OF MULTIPLE MODULES ON A BOARD THE USE OF A FIXTURE IS RECOMMENDED.
- PRODUCT MARKING: PARTNUMBER & BATCH I.D.
- THIS PRODUCT MEETS EUROPEAN UNION DIRECTIVES AND OTHER COUNTRY REGULATIONS AS DESCRIBED IN GS-22-008 .
- THE HOUSING WILL WITHSTAND EXPOSURE TO 260 DEGREE PEAK TEMPERATURE FOR 10 SECONDS IN A WAVE SOLDER APPLICATION.

mat'l. code				surface ISO 1302 ✓		tolerance ISO 406 ISO 1101		projection MM		product family METRAL	
ltr	ecn no	dr	date	tolerances unless otherwise specified		angles linear		scale 1:1		title STR SIGN RCP STB+WAFER 12mm	
E	DG05-0079	CLU	2005-04-12	0.X ± 0.30		0°±2.0°		MM		sheet 1 of 1	
F	DG05-0392	CLU	2005-10-18	0.XX ± 0.15						size A3	
G	DG08-0171	TER	2008-09-10	0.XXX ± 0.05						85968	
H	N11-0091	A.ZH	2011-04-08	dr	M. MEIJER	1996-04-16					type Product Customer Drawing
J	ELX-N-26608	MZ	2017-03-28	enr	M. MEIJER	1996-04-16					
				chr	P. SCHALK	1996-04-16					
				appd	P. SCHALK	1996-04-16					
sheet index	revision	J									
	sheet	1									