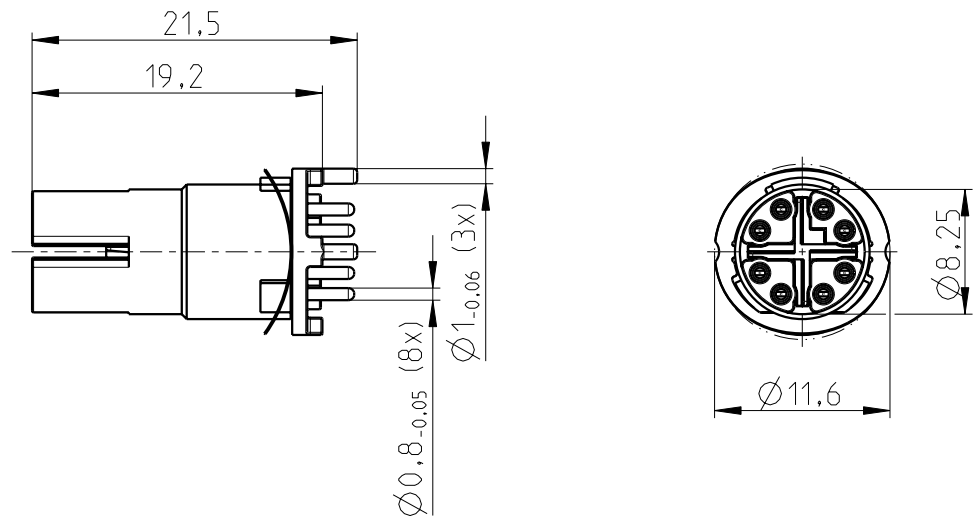


The copying, distribution and utilization of this document as well as the communication of the contents to others without expressed authorization is prohibited according to §18 UWG German Law. Offenders will be held liable for the payment of damages according to §19 UWG German Law. All rights reserved. In particular the right to carry out patent, utility model or ornamental design registrations.

Weitergabe sowie Vervielfältigung dieses Dokuments, Verwertung und Mitteilung seines Inhalts gem §18 UWG verboten. soweit nicht ausdrücklich gestattet. Zuwiderhandlungen verpflichten zu Schadensersatz (§19 UWG). Alle Rechte vorbehalten, insbesondere das Recht, Patent-, Gebrauchsmuster- oder Geschmacksmusteranmeldungen durchzuführen. CONINVERS GmbH Heisenbergstrasse 1 D-71083 Herrenberg

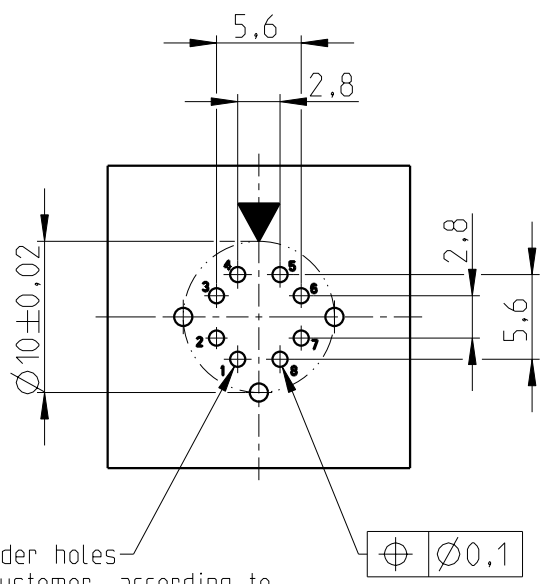
Mechanical data (according to IEC 61076-2-101)		Material	
no. of poles / coding	8 / X (with shield connection)	contacts / surface	CuZn, gold plated
contact termination	dip solder / socket	contact carrier colour	PPA black
contact- $\varnothing$	8x $\varnothing 0,6$ mm	sealing gasket	-
temperature range	-40 °C to +90 °C	shielding cross	GD-Zn
protection class	IP67		
mating cycles	>100		

further information:  
- see technical data M12-3



All specified data refers to the mounted M12 installation plugs  $\geq$  IP54 and requires that the connector pair be correctly plugged and locked. Influences from wires, cables or PCB mounting are also to be taken into consideration.

### drilling plan component side (front view PC-Board)



Design of the solder holes provided by the customer, according to solder - process (THR, wave)

orientation of contact carrier see design aid M12-1

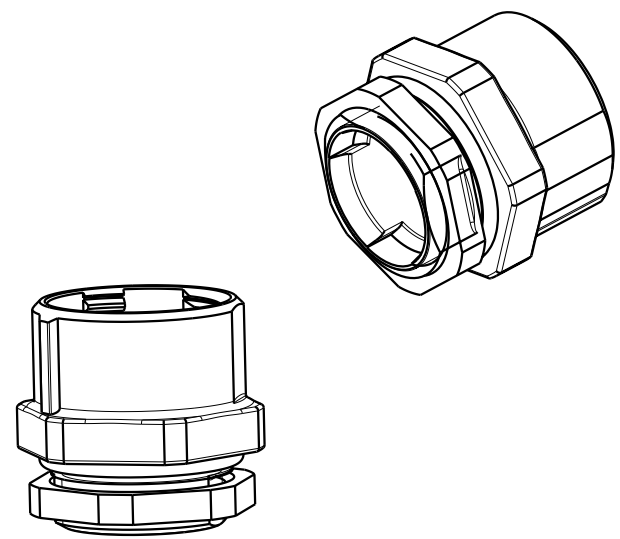
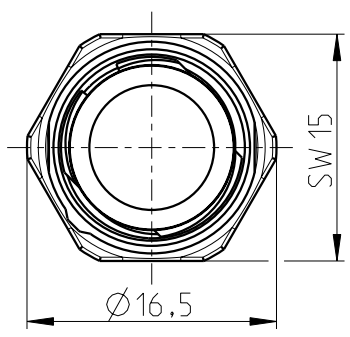
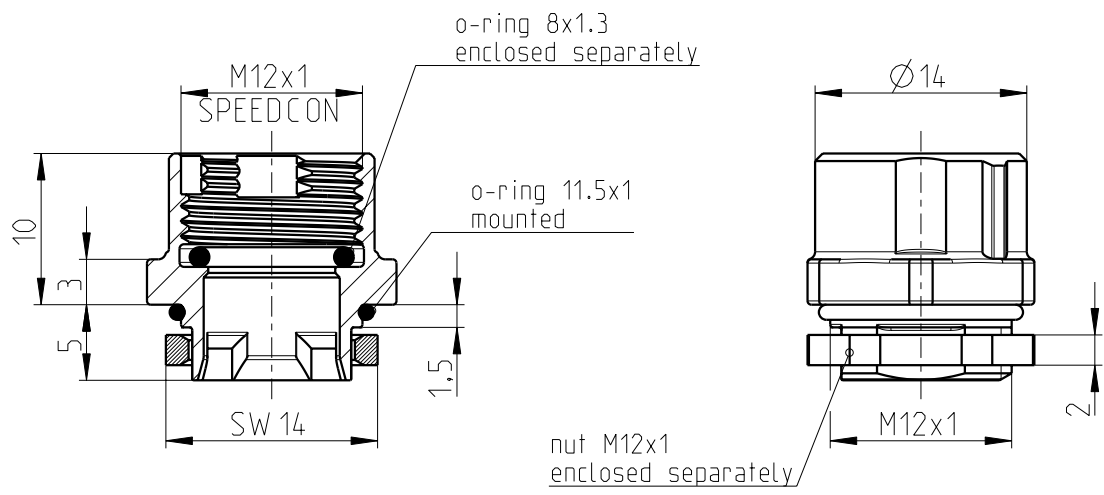
general tolerance acc. to DIN ISO 2768-c		technical changes reserved		Index 1 / 2012-07-19		scale: 2:1	
design	date	name		Series DSIV M12-installation plug straight 8-pole socket/X-coding/shield connection/SCO/o-ring			
chk.	2012-07-19	Thumm					
		drawing-no.:	BS-08S2XJ2M100		doc.-no.:	00673665	
		order-no.:	1440669				
		article designation:	SACC-DSIV-FS-8CON-L180-10G SCO				
						page: 1 of: 2	

The copying, distribution and utilization of this document as well as the communication of the contents to others without expressed authorization is prohibited according to §18 UWG German Law. Offenders will be held liable for the payment of damages according to §19 UWG German Law. All rights reserved, in particular the right to carry out patent, utility model or ornamental design registrations.

Weitergabe sowie Vervielfältigung dieses Dokuments, Verwertung und Mitteilung seines Inhalts gem §18 UWG verboten, soweit nicht ausdrücklich gestattet. Zuwiderhandlungen verpflichten zu Schadensersatz (§19 UWG). Alle Rechte vorbehalten, insbesondere das Recht, Patent-, Gebrauchsmuster- oder Geschmacksmusteranmeldungen durchzuführen. CONINVERS GmbH Heisenbergstrasse 1 D-71083 Herrenberg

Mechanical data (according to IEC 61076-2-101)	
Locking thread	M12 SPEEDCON
<b>Material</b>	
flange housing	GD-Zn, nickel-plated
sealing gasket	EPDM
nut	brass, nickel-plated
temperature range	-40 °C to +90 °C

further information:  
- see installation recommendation SACC-M12-SCO NUT



All specified data refers to the mounted M12 installation plugs ≥ IP54 and requires that the connector pair be correctly plugged and locked. Influences from wires, cables or PCB mounting are also to be taken into consideration.

general tolerance acc. to DIN ISO 2768-c		technical changes reserved		Index 1 / 2012-07-19		scale: 2:1	
design	date	name		Series DSIV M12-installation plug straight 8-pole socket/X-coding/shield connection/SCO/o-ring			
chk.	2012-07-19	Thumm					
		drawing-no.:	BS-08S2XJ2M100		doc.-no.:	00673665	
		order-no.:	1440669				
		article designation:	SACC-DSIV-FS-8CON-L180-10G SCO				

page: 2 of: 2