

CUSTOMER PRINT

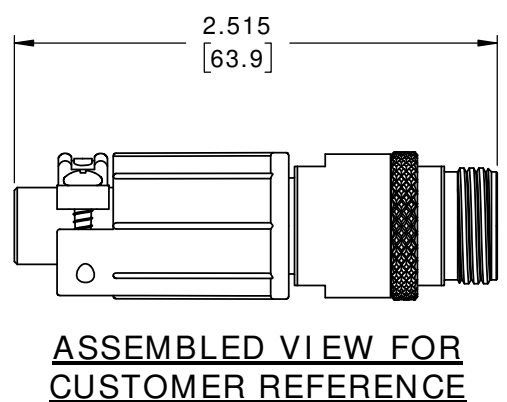
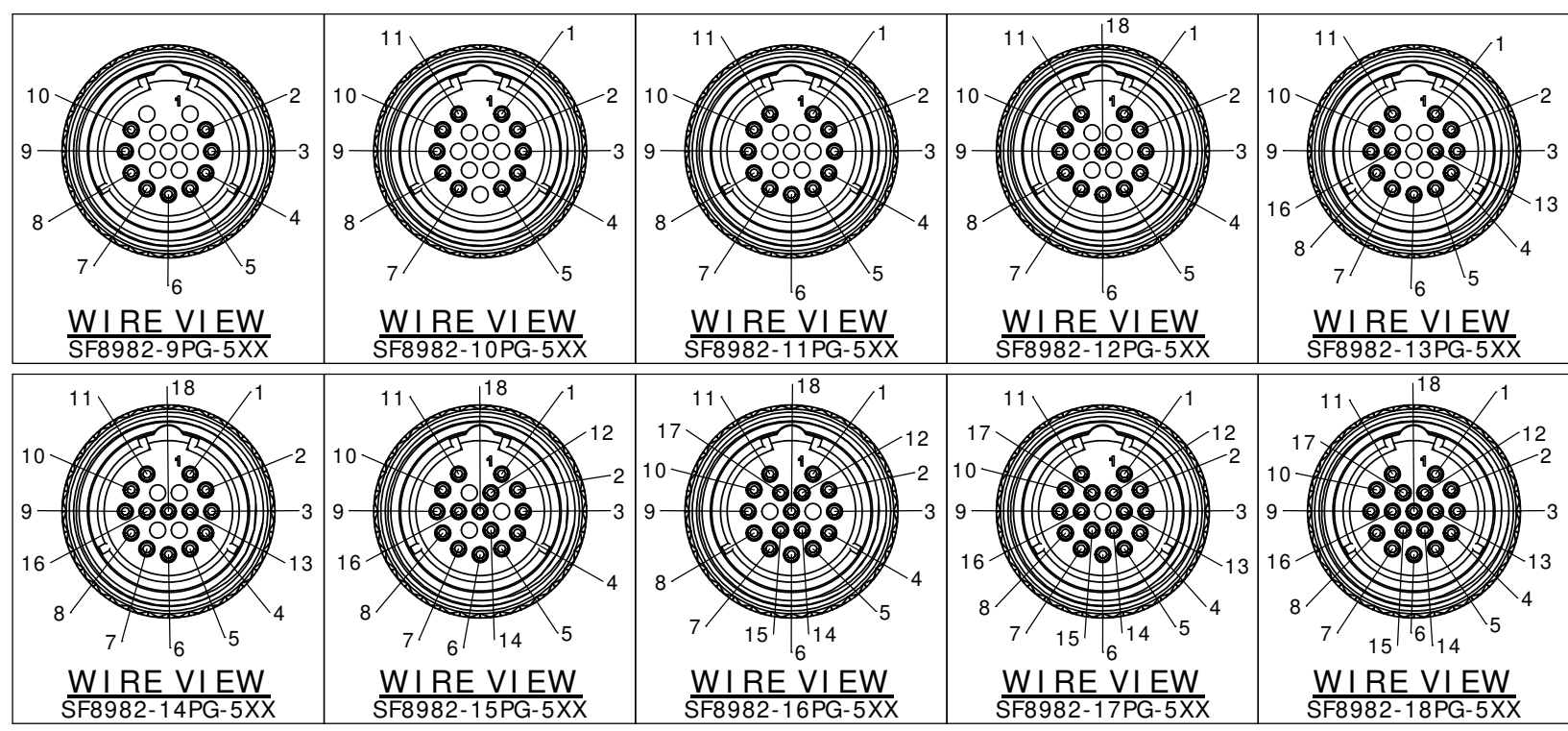
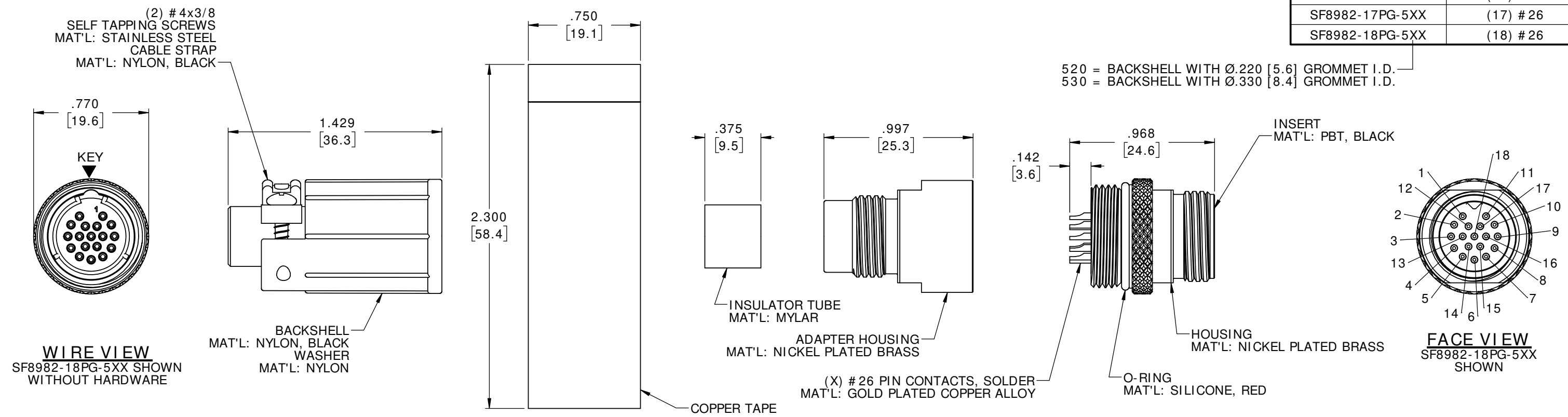
SF8982-XPG-5XX

PART NUMBER:

- NOTES:
 1. FINISHED ASSEMBLIES AND LOOSE PARTS BAGGED.
 2. LABEL WITH CONXALL PART NUMBER, DATE CODE AND P/N BARCODE PLACED ON BAG
 3. SEE DRAWING HPSFMISTD FOR HOLE PATTERNS
 4. FOR FIELD INSTALLATION, SEE INSTRUCTION SHEET 2 OF 2
 5. ALL DIMENSIONS ARE REFERENCE EXCEPT THOSE WITH A TOLERANCE
 6. DIMENSIONS IN BRACKETS [] ARE IN MILLIMETERS

CUSTOMER APPROVAL
 THIS DOCUMENT CONTAINS CONFIDENTIAL INFORMATION PROPRIETARY TO CONXALL CORPORATION. ANY REPRODUCTION, DISCLOSURE, OR USE OF THIS DOCUMENT / INFORMATION IS EXPRESSLY PROHIBITED UNLESS AUTHORIZED IN WRITING BY CONXALL CORPORATION.
 APPROVED BY: _____
 DATE: _____

| ASSEMBLY P/ N | NO. OF CONTACT |
|-----------------|----------------|
| SF8982-9PG-5XX | (9) # 26 |
| SF8982-10PG-5XX | (10) # 26 |
| SF8982-11PG-5XX | (11) # 26 |
| SF8982-12PG-5XX | (12) # 26 |
| SF8982-13PG-5XX | (13) # 26 |
| SF8982-14PG-5XX | (14) # 26 |
| SF8982-15PG-5XX | (15) # 26 |
| SF8982-16PG-5XX | (16) # 26 |
| SF8982-17PG-5XX | (17) # 26 |
| SF8982-18PG-5XX | (18) # 26 |

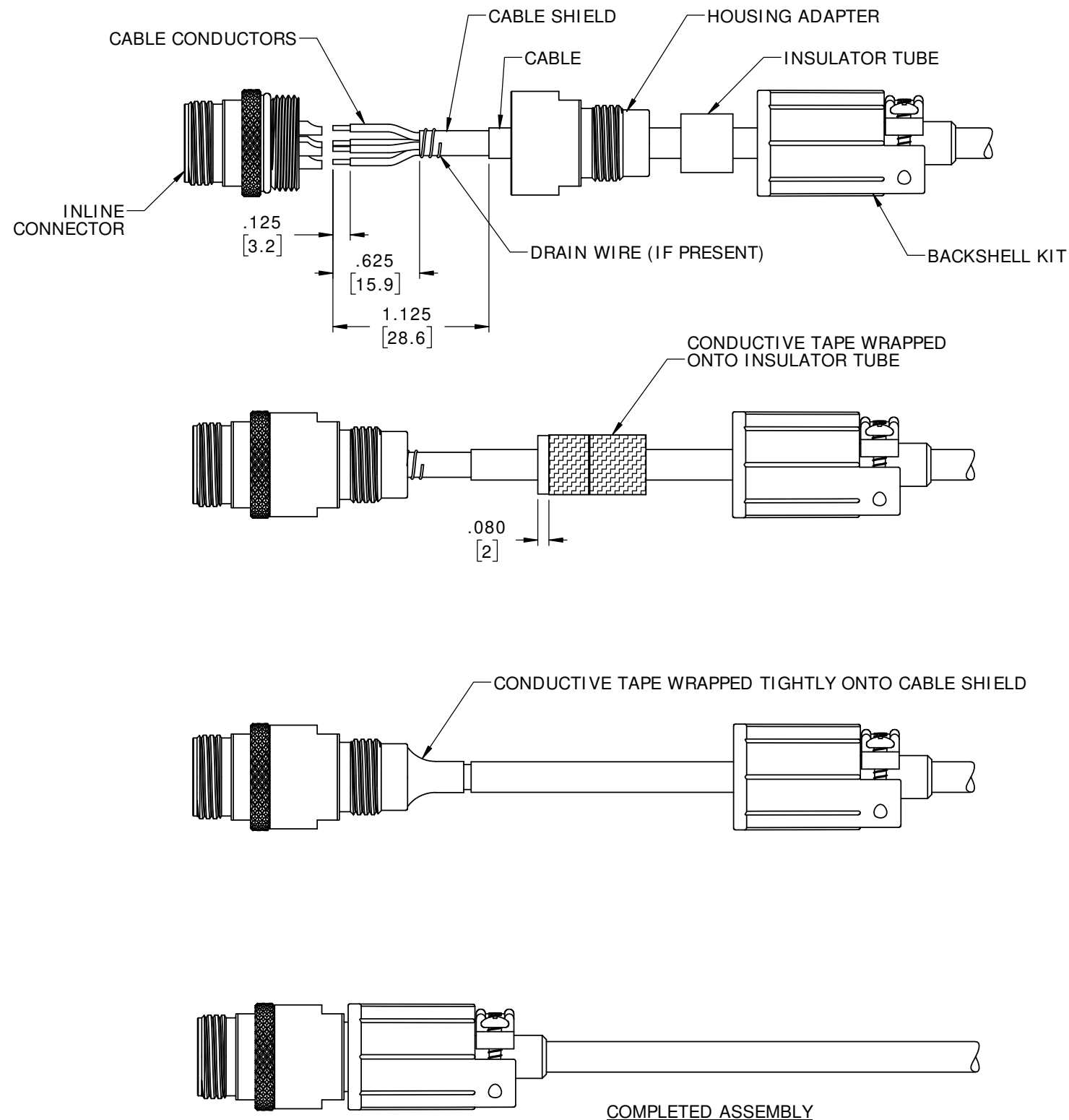


RoHS COMPLIANT

| | | | |
|--|----------------|--|---|
| MA | 01-31-19 | RELEASED PER PDR 17011 | |
| A | PNK | 9-28-18 RES-79 CHANGED TO RES-78. O-RING 4290S REPLACES SF6290S-1. | |
| | PNK | 1-30-18 DRAWING CREATED PER PDR 17011 | |
| REV. | INIT. | DATE | DESCRIPTION |
| ALL INFORMATION ILLUSTRATED IS THE PROPERTY OF CONXALL CORPORATION. UNAUTHORIZED DUPLICATION OR DISTRIBUTION OF THIS DOCUMENT IS PROHIBITED. | | ORIG. DRAWN BY: PNK | DATE: 1-30-18 |
| UNLESS OTHERWISE SPECIFIED TOLERANCES: 3 PLACE DECIMALS ±.005 ANGLES ±1° FRACTIONS ±1/16 | | APPROVED BY: _____ | |
| - CRITICAL CHARACTERISTIC FLAG PER SPEC. XXXX | | SCALE: NTS | SIZE: B |
| FILE: SF8982-XPG-5XX | DIRECTORY: SLW | SHEET: 1 OF 2 | TITLE: CABLE-TO-CABLE ASSEMBLY (9-18) #26 PIN CONTACTS, SOLDER SHIELDED MINI-CON-X STANDARD PRODUCT |
| PART NUMBER: SF8982-XPG-5XX | | | REV: A |



601 E. WILDWOOD VILLA PARK, IL 60181



CABLE WIRING AND ASSEMBLY INSTRUCTIONS:

STEP 1. SLIDE HOUSING ADAPTER, INSULATOR TUBE, AND BACKSHELL KIT, ONTO CABLE IN THE ORDER SHOWN.

STEP 2. STRIP CABLE JACKET AND WIRES TO LENGTH. EXCESS CABLE SHIELD MUST BE TRIMMED OR WRAPPED AROUND WIRES. IF PRESENT, USE THE DRAIN WIRE TO WRAP THE CABLE SHIELD IN PLACE.

STEP 3. SOLDER WIRES TO CONTACTS.

STEP 4. THREAD HOUSING ADAPTER ONTO CONNECTOR AND TIGHTEN TO 5 LB-IN [0.56 N-m] MINIMUM TORQUE.

STEP 5. PEEL-OFF THE BACKING OF THE CONDUCTIVE TAPE AND WRAP IT AROUND THE INSULATOR AS SHOWN.

STEP 6. SLIDE INSULATOR/CONDUCTIVE TAPE INTO THE BACK OF THE CONNECTOR. FORM FREE END OF CONDUCTIVE TAPE TIGHTLY ONTO THE SHIELD OF THE CABLE.

STEP 7. SLIDE AND THREAD THE BACKSHELL KIT ONTO CONNECTOR. TIGHTEN TO 5 LB-IN [0.56 N-m] MINIMUM TORQUE.

STEP 8. TIGHTEN THE TWO BACKSHELL SCREWS TO SECURE THE CABLE IN THE BACKSHELL.

| | | | |
|--|------------|------------------------|--|
| MA | 04-03-19 | RELEASED PER PDR 17011 | |
| A | PNK | 9-28-18 | RES-79 CHANGED TO RES-78. O-RING 4290S REPLACES SF6290S-1. |
| | PNK | 1-30-18 | DRAWING CREATED PER PDR 17011 |
| REV. | INIT. | DATE | DESCRIPTION |
| ALL INFORMATION ILLUSTRATED IS THE PROPERTY OF CONXALL CORPORATION. UNAUTHORIZED DUPLICATION OR DISTRIBUTION OF THIS DOCUMENT IS PROHIBITED. | | ORIG. DRAWN BY: PNK | DATE: 1-30-18 |
| UNLESS OTHERWISE SPECIFIED TO TOLERANCES 3 PLACE DECIMALS ±.005 ANGLES ±1° FRACTIONS ±1/16 | | CHECKED BY: | 601 E. WILDWOOD VILLA PARK, IL 60181 |
| - CRITICAL CHARACTERISTIC FLAG PER SPEC. XXXX | | APPROVED BY: | |
| SCALE | SIZE | SHEET | TITLE: |
| NTS | B | 2 OF 2 | CABLE-TO-CABLE ASSEMBLY (9-18) #26 PIN CONTACTS, SOLDER SHIELDED MINI-CON-X STANDARD PRODUCT |
| FILE: | DIRECTORY: | PART NUMBER: | CUSTOMER: |
| FILE NAME | SLW | SF8982-XPG-5XX | STANDARD PRODUCT |
| | | | REV A |